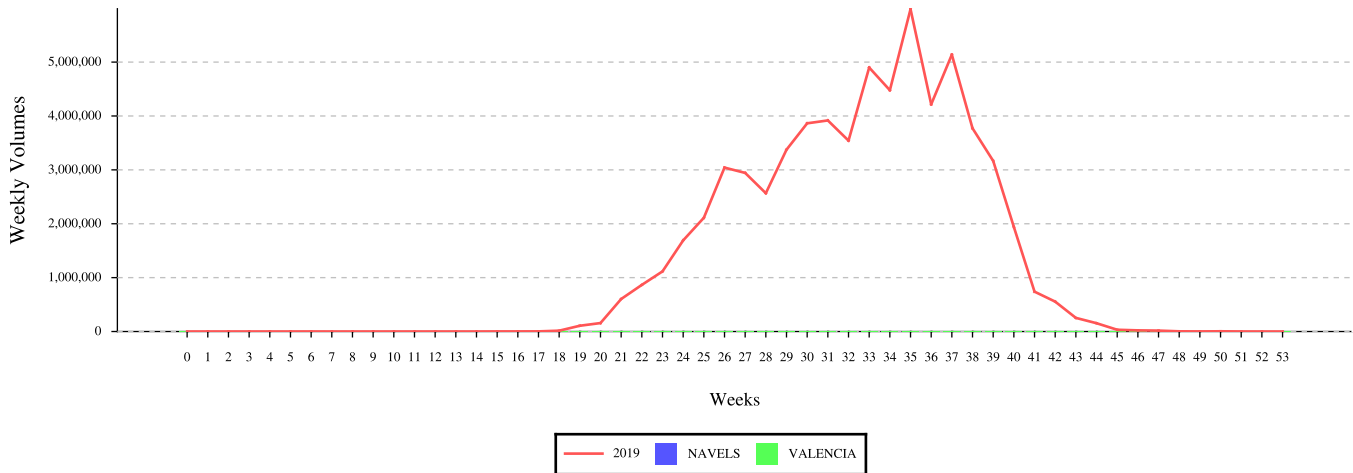


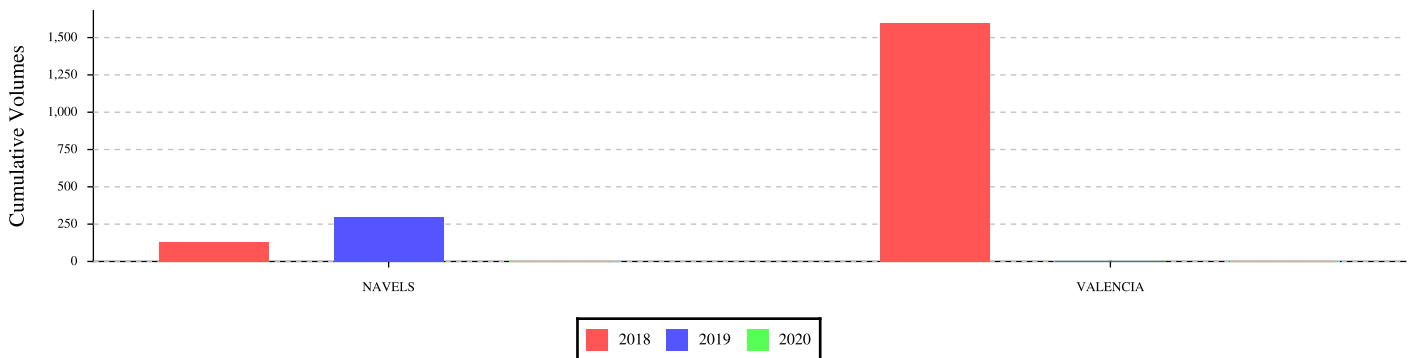
## ORANGES (15.00 kg Cartons )

Total ORANGES Exported



Region	Weekly volumes - Week 13									Cumulative volumes - YTD - week 13								
	2019 Air	2019 Ship	2019 Total	2020 Air	2020 Ship	2020 Total	Diff	%Diff		2019 Air	2019 Ship	2019 Total	2020 Air	2020 Ship	2020 Total	Diff	%Diff	Distr
Africa and Islands	0	0	0	0	0	0	0	0		0	298	298	0	0	0	-298	-100%	
Asia	0	0	0	0	0	0	0	0		0	0	0	0	0	0	0	0	
Europe	0	0	0	0	0	0	0	0		0	0	0	0	0	0	0	0	
Middle East	0	0	0	0	0	0	0	0		0	0	0	0	0	0	0	0	
North-America	0	0	0	0	0	0	0	0		0	0	0	0	0	0	0	0	
Other	0	0	0	0	0	0	0	0		0	0	0	0	0	0	0	0	
Russian Federation	0	0	0	0	0	0	0	0		0	0	0	0	0	0	0	0	
South East Asia	0	0	0	0	0	0	0	0		0	0	0	0	0	0	0	0	
United Kingdom	0	0	0	0	0	0	0	0		0	0	0	0	0	0	0	0	
<b>Total</b>	<b>0</b>	<b>0</b>	<b>0</b>	<b>0</b>	<b>0</b>	<b>0</b>	<b>0</b>	<b>0</b>		<b>0</b>	<b>298</b>	<b>298</b>	<b>0</b>	<b>0</b>	<b>0</b>	<b>-298</b>	<b>-100%</b>	

Major Cultivars Currently Exported



Cumulative volumes - YTD	Africa and Islands	Asia	Europe	Middle East	North-America	Other	Russian Federation	South East Asia	United Kingdom	Total
LATE NAVAL	0	0	0	0	0	0	0	0	0	0
NAVELS	0	0	0	0	0	0	0	0	0	0
RED NAVAL	0	0	0	0	0	0	0	0	0	0
UNKNOWN	0	0	0	0	0	0	0	0	0	0
VALENCIA	0	0	0	0	0	0	0	0	0	0
<b>Total</b>	<b>0</b>	<b>0</b>	<b>0</b>	<b>0</b>	<b>0</b>	<b>0</b>	<b>0</b>	<b>0</b>	<b>0</b>	<b>0</b>

### Indemnity:

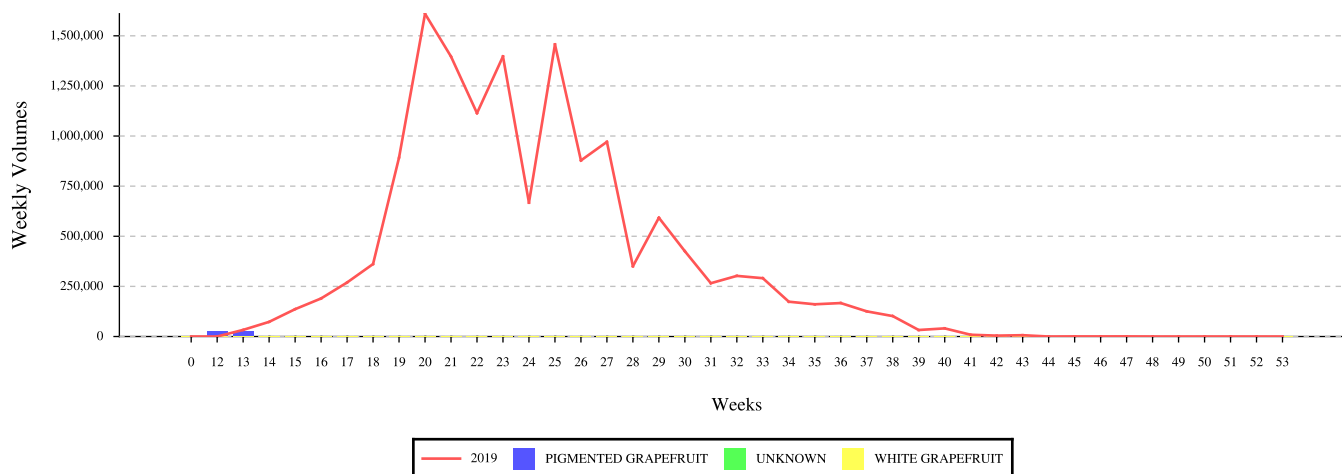
Agri-hub shall take all reasonable precautions to ensure that any information and data provided by Agri-hub from its information sources are correct. Neither Agri-hub nor any of its directors, employees or information sources take any responsibility for action or losses that might occur as a result of the usage of this information.

Historical week's export figures for the previous season (2019)

		Africa and Islands	Asia	Europe	Middle East	North-America	Other	Russian Federation	South East Asia	United Kingdom	Total Region Desc
Week 13	LATE NAVEL	0	0	0	0	0	0	0	0	0	0
	NAVELS	0	0	0	0	0	0	0	0	0	0
	RED NAVEL	0	0	0	0	0	0	0	0	0	0
	UNKNOWN	0	0	0	0	0	0	0	0	0	0
	VALENCIA	0	0	0	0	0	0	0	0	0	0
	Total Variety Group	0	0	0	0	0	0	0	0	0	0
Week 14	LATE NAVEL	0	0	0	0	0	0	0	0	0	0
	NAVELS	0	0	0	0	0	0	0	0	0	0
	RED NAVEL	0	0	0	0	0	0	0	0	0	0
	UNKNOWN	0	0	0	0	0	0	0	0	0	0
	VALENCIA	0	0	0	0	0	0	0	0	0	0
	Total Variety Group	0	0	0	0	0	0	0	0	0	0
Week 15	LATE NAVEL	0	0	0	0	0	0	0	0	0	0
	NAVELS	0	0	0	1,685	0	0	0	0	0	1,685
	RED NAVEL	0	0	0	0	0	0	0	0	0	0
	UNKNOWN	0	0	0	0	0	0	0	0	0	0
	VALENCIA	0	0	0	0	0	0	0	0	0	0
	Total Variety Group	0	0	0	1,685	0	0	0	0	0	1,685
Total week		0	0	0	1,685	0	0	0	0	0	1,685

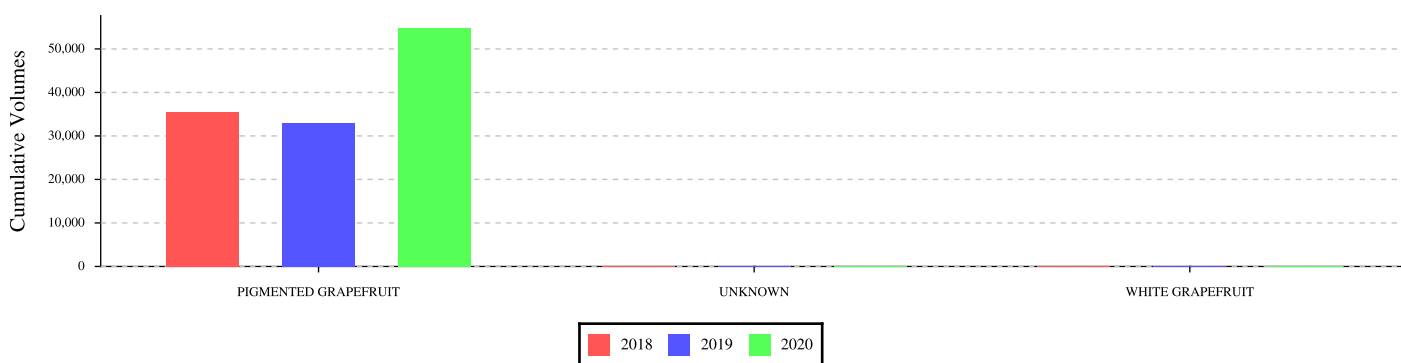
## GRAPEFRUIT (15.00 kg Cartons )

Total GRAPEFRUIT Exported



Region	Weekly volumes - Week 13									Cumulative volumes - YTD - week 13								
	2019 Air	2019 Ship	2019 Total	2020 Air	2020 Ship	2020 Total	Diff	%Diff		2019 Air	2019 Ship	2019 Total	2020 Air	2020 Ship	2020 Total	Diff	%Diff	Distr
Africa and Islands	0	0	0	0	0	0	0	0		0	0	0	0	0	0	0	0	0 %
Asia	0	0	0	0	0	0	0	0		0	0	0	0	0	0	0	0	0 %
Europe	0	6,507	6,507	0	0	0	-6,507	-100%		0	6,507	6,507	0	6,000	6,000	-507	-8%	11 %
Middle East	0	6,607	6,607	0	1,067	1,067	-5,540	-84%		0	6,607	6,607	0	1,589	1,589	-5,018	-76%	3 %
North-America	0	0	0	0	0	0	0	0		0	0	0	0	0	0	0	0	0 %
Other	0	0	0	0	0	0	0	0		0	0	0	0	0	0	0	0	0 %
Russian Federation	0	0	0	0	5,017	5,017	5,017	%		0	0	0	0	10,269	10,269	10,269	%	19 %
South East Asia	0	18,440	18,440	0	19,907	19,907	1,468	8%		0	18,440	18,440	0	37,033	37,033	18,593	101%	67 %
United Kingdom	0	1,387	1,387	0	0	0	-1,387	-100%		0	1,387	1,387	0	0	0	-1,387	-100%	0 %
<b>Total</b>	<b>0</b>	<b>32,940</b>	<b>32,940</b>	<b>0</b>	<b>25,991</b>	<b>25,991</b>	<b>-6,949</b>	<b>-21%</b>		<b>0</b>	<b>32,940</b>	<b>32,940</b>	<b>0</b>	<b>54,891</b>	<b>54,891</b>	<b>21,951</b>	<b>67%</b>	

Major Cultivars Currently Exported

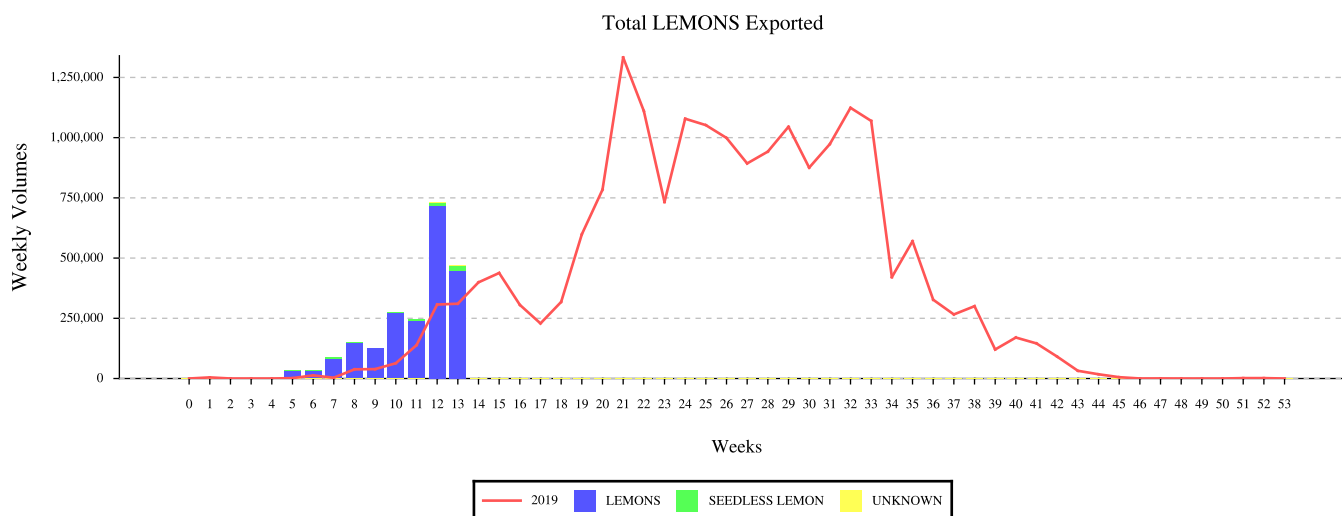


Cumulative volumes - YTD	Africa and Islands	Asia	Europe	Middle East	North-America	Other	Russian Federation	South East Asia	United Kingdom	Total
PIGMENTED	0	0	6,000	1,589	0	0	10,269	37,033	0	54,891
UNKNOWN	0	0	0	0	0	0	0	0	0	0
WHITE	0	0	0	0	0	0	0	0	0	0
<b>Total</b>	<b>0</b>	<b>0</b>	<b>6,000</b>	<b>1,589</b>	<b>0</b>	<b>0</b>	<b>10,269</b>	<b>37,033</b>	<b>0</b>	<b>54,891</b>

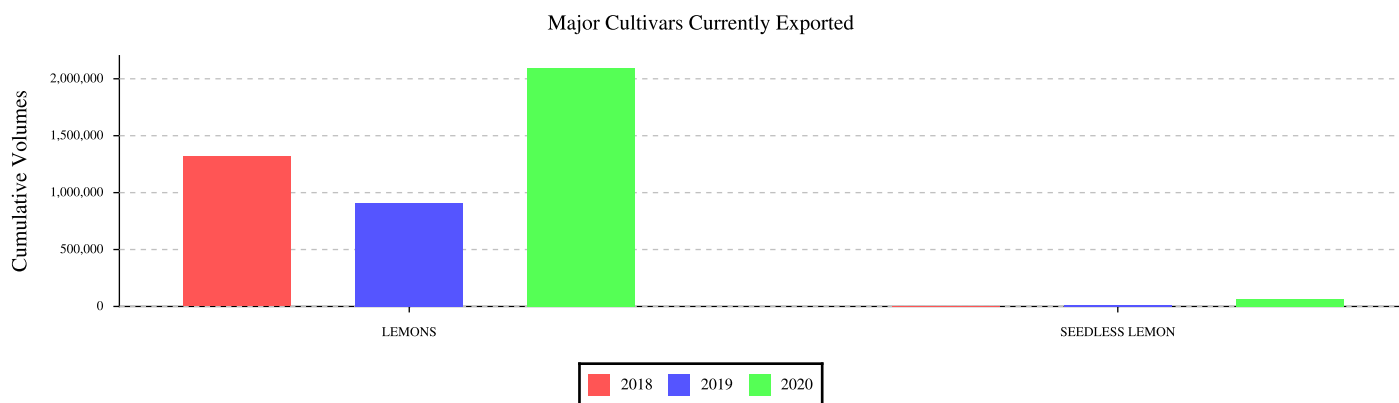
Historical week's export figures for the previous season (2019)

		Africa and Islands	Asia	Europe	Middle East	North-America	Other	Russian Federation	South East Asia	United Kingdom	Total Region Desc
Week 13	PIGMENTED	0	0	6,507	6,607	0	0	0	18,440	1,387	32,940
	UNKNOWN	0	0	0	0	0	0	0	0	0	0
	WHITE	0	0	0	0	0	0	0	0	0	0
	Total Variety Group	0	0	6,507	6,607	0	0	0	18,440	1,387	32,940
Week 14	PIGMENTED	0	0	35,427	10,562	0	0	3,413	20,873	2,773	73,049
	UNKNOWN	0	0	0	0	0	0	0	0	0	0
	WHITE	0	0	0	0	0	0	0	0	0	0
	Total Variety Group	0	0	35,427	10,562	0	0	3,413	20,873	2,773	73,049
Week 15	PIGMENTED	4,239	1,600	49,978	21,317	5,847	0	13,201	34,605	5,550	136,336
	UNKNOWN	0	0	0	0	0	0	0	0	0	0
	WHITE	0	0	0	0	0	0	0	0	0	0
	Total Variety Group	4,239	1,600	49,978	21,317	5,847	0	13,201	34,605	5,550	136,336
Total week		4,239	1,600	91,912	38,486	5,847	0	16,615	73,917	9,710	242,325

## LEMONS (15.00 kg Cartons )



Region	Weekly volumes - Week 13									Cumulative volumes - YTD - week 13								
	2019 Air	2019 Ship	2019 Total	2020 Air	2020 Ship	2020 Total	Diff	%Diff		2019 Air	2019 Ship	2019 Total	2020 Air	2020 Ship	2020 Total	Diff	%Diff	Distr
Africa and Islands	0	1,579	1,579	0	6,476	6,476	4,897	310%		0	14,978	14,978	0	22,412	22,412	7,434	50%	1 %
Asia	0	1,685	1,685	0	0	0	-1,685	-100%		0	1,685	1,685	0	0	0	-1,685	-100%	0 %
Europe	0	4,960	4,960	0	9,871	9,871	4,911	99%		0	5,200	5,200	0	42,286	42,286	37,086	713%	2 %
Middle East	0	145,628	145,628	0	317,967	317,967	172,339	118%		0	525,033	525,033	0	1,412,879	1,412,879	887,847	169%	65 %
North-America	0	5,904	5,904	0	1,561	1,561	-4,344	-74%		0	10,750	10,750	0	27,937	27,937	17,187	160%	1 %
Other	0	0	0	0	0	0	0			0	0	0	0	0	0	0		0 %
Russian Federation	0	70,184	70,184	0	55,024	55,024	-15,160	-22%		0	125,620	125,620	0	321,525	321,525	195,906	156%	15 %
South East Asia	0	79,082	79,082	0	78,395	78,395	-687	-1%		0	234,068	234,068	0	333,706	333,706	99,638	43%	15 %
United Kingdom	0	1,600	1,600	0	702	702	-898	-56%		0	1,600	1,600	0	702	702	-898	-56%	0 %
<b>Total</b>	<b>0</b>	<b>310,622</b>	<b>310,622</b>	<b>0</b>	<b>469,996</b>	<b>469,996</b>	<b>159,374</b>	<b>51%</b>		<b>0</b>	<b>918,934</b>	<b>918,934</b>	<b>0</b>	<b>2,161,448</b>	<b>2,161,448</b>	<b>1,242,514</b>	<b>135%</b>	



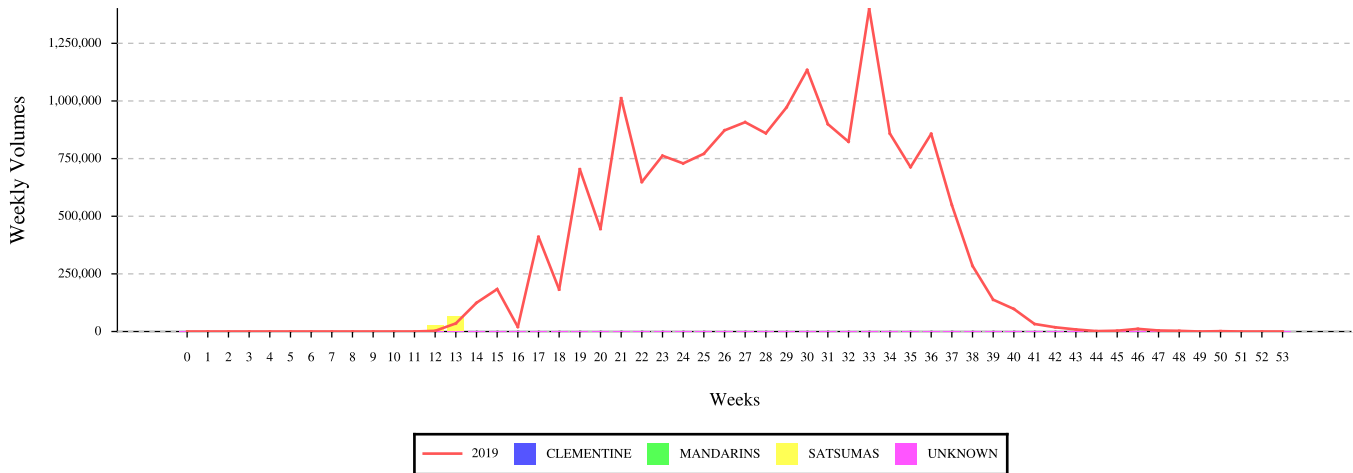
Cumulative volumes - YTD	Africa and Islands	Asia	Europe	Middle East	North-America	Other	Russian Federation	South East Asia	United Kingdom	Total
LEMONS	9,137	0	34,570	1,376,860	27,937	0	317,294	332,063	0	2,097,862
LEMONS SEEDLESS	13,275	0	7,716	35,360	0	0	4,231	1,643	0	62,225
UNKNOWN	0	0	0	659	0	0	0	0	702	1,361
<b>Total</b>	<b>22,412</b>	<b>0</b>	<b>42,286</b>	<b>1,412,879</b>	<b>27,937</b>	<b>0</b>	<b>321,525</b>	<b>333,706</b>	<b>702</b>	<b>2,161,448</b>

Historical week's export figures for the previous season (2019)

		Africa and Islands	Asia	Europe	Middle East	North-America	Other	Russian Federation	South East Asia	United Kingdom	Total Region Desc
Week 13	LEMONS	1,579	1,685	0	145,628	5,904	0	70,184	79,082	1,600	305,662
	LEMONS SEEDLESS	0	0	4,960	0	0	0	0	0	0	4,960
	UNKNOWN	0	0	0	0	0	0	0	0	0	0
	Total Variety Group	1,579	1,685	4,960	145,628	5,904	0	70,184	79,082	1,600	310,622
Week 14	LEMONS	402	0	21,619	251,192	4,315	0	76,199	41,062	0	394,789
	LEMONS SEEDLESS	0	0	0	0	0	0	0	0	0	0
	UNKNOWN	0	0	557	2,441	0	0	0	0	1,399	4,397
	Total Variety Group	402	0	22,176	253,633	4,315	0	76,199	41,062	1,399	399,185
Week 15	LEMONS	2,015	0	6,448	275,419	5,998	0	56,253	88,598	0	434,732
	LEMONS SEEDLESS	0	0	0	2,043	0	0	0	0	0	2,043
	UNKNOWN	0	0	501	550	0	0	0	0	250	1,301
	Total Variety Group	2,015	0	6,950	278,012	5,998	0	56,253	88,598	250	438,076
Total week		3,996	1,685	34,085	677,273	16,217	0	202,637	208,742	3,249	1,147,884

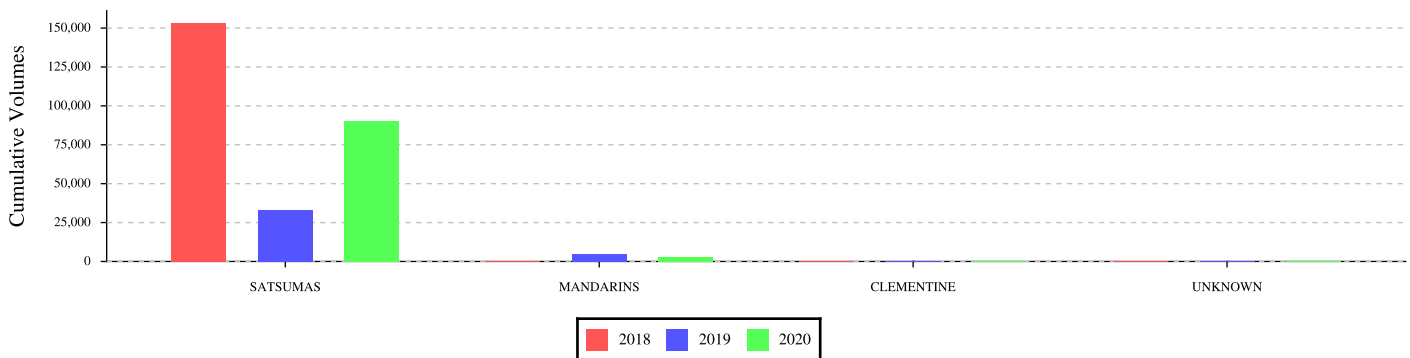
## SOFT CITRUS (15.00 kg Cartons )

Total SOFT CITRUS Exported



Region	Weekly volumes - Week 13									Cumulative volumes - YTD - week 13								
	2019 Air	2019 Ship	2019 Total	2020 Air	2020 Ship	2020 Total	Diff	%Diff		2019 Air	2019 Ship	2019 Total	2020 Air	2020 Ship	2020 Total	Diff	%Diff	Distr
Africa and Islands	0	0	0	0	0	0	0	0		0	0	0	0	0	0	0	0	0 %
Asia	0	0	0	0	0	0	0	0		0	0	0	0	0	0	0	0	0 %
Europe	0	9,885	9,885	0	15,782	15,782	5,897	60%		0	12,770	12,770	0	18,555	18,555	5,786	45%	20 %
Middle East	0	0	0	0	0	0	0	0		0	0	0	0	0	0	0	0	0 %
North-America	0	0	0	0	0	0	0	0		0	0	0	0	0	0	0	0	0 %
Other	0	0	0	0	0	0	0	0		0	0	0	0	0	0	0	0	0 %
Russian Federation	0	14,182	14,182	0	14,652	14,652	470	3%		0	14,182	14,182	0	28,774	28,774	14,592	103%	31 %
South East Asia	0	0	0	0	0	0	0	0		0	0	0	0	0	0	0	0	0 %
United Kingdom	0	10,946	10,946	0	33,776	33,776	22,830	209%		0	10,946	10,946	0	46,034	46,034	35,088	321%	49 %
<b>Total</b>	<b>0</b>	<b>35,014</b>	<b>35,014</b>	<b>0</b>	<b>64,210</b>	<b>64,210</b>	<b>29,196</b>	<b>83%</b>		<b>0</b>	<b>37,898</b>	<b>37,898</b>	<b>0</b>	<b>93,364</b>	<b>93,364</b>	<b>55,466</b>	<b>146%</b>	

Major Cultivars Currently Exported



Cumulative volumes - YTD	Africa and Islands	Asia	Europe	Middle East	North-America	Other	Russian Federation	South East Asia	United Kingdom	Total
CLEMENTINE	0	0	0	0	0	0	0	0	0	0
MANDARINS	0	0	0	0	0	0	0	0	3,099	3,099
SATSUMAS	0	0	18,555	0	0	0	28,774	0	42,935	90,265
UNKNOWN	0	0	0	0	0	0	0	0	0	0
<b>Total</b>	<b>0</b>	<b>0</b>	<b>18,555</b>	<b>0</b>	<b>0</b>	<b>0</b>	<b>28,774</b>	<b>0</b>	<b>46,034</b>	<b>93,364</b>

### Indemnity:

Agri-hub shall take all reasonable precautions to ensure that any information and data provided by Agri-hub from its information sources are correct. Neither Agri-hub nor any of its directors, employees or information sources take any responsibility for action or losses that might occur as a result of the usage of this information.

Historical week's export figures for the previous season (2019)

		Africa and Islands	Asia	Europe	Middle East	North-America	Other	Russian Federation	South East Asia	United Kingdom	Total Region Desc
Week 13	CLEMENTINE	0	0	0	0	0	0	0	0	0	0
	MANDARINS	0	0	1,976	0	0	0	2,808	0	0	4,784
	SATSUMAS	0	0	7,909	0	0	0	11,375	0	10,946	30,230
	UNKNOWN	0	0	0	0	0	0	0	0	0	0
	Total Variety Group	0	0	9,885	0	0	0	14,182	0	10,946	35,014
Week 14	CLEMENTINE	0	0	0	0	0	0	0	0	0	0
	MANDARINS	0	0	2,319	0	0	0	8,643	0	1,427	12,389
	SATSUMAS	0	0	39,479	0	0	0	31,231	0	41,360	112,070
	UNKNOWN	0	0	0	0	0	0	0	0	0	0
	Total Variety Group	0	0	41,798	0	0	0	39,874	0	42,787	124,459
Week 15	CLEMENTINE	0	0	1,343	0	0	0	0	0	1,343	2,687
	MANDARINS	0	0	12,037	0	0	0	6,325	0	3,037	21,399
	SATSUMAS	0	0	52,007	2,884	0	0	27,185	0	77,702	159,779
	UNKNOWN	0	0	0	0	0	0	0	0	0	0
	Total Variety Group	0	0	65,387	2,884	0	0	33,510	0	82,082	183,864
Total week		0	0	117,071	2,884	0	0	87,567	0	135,815	343,337