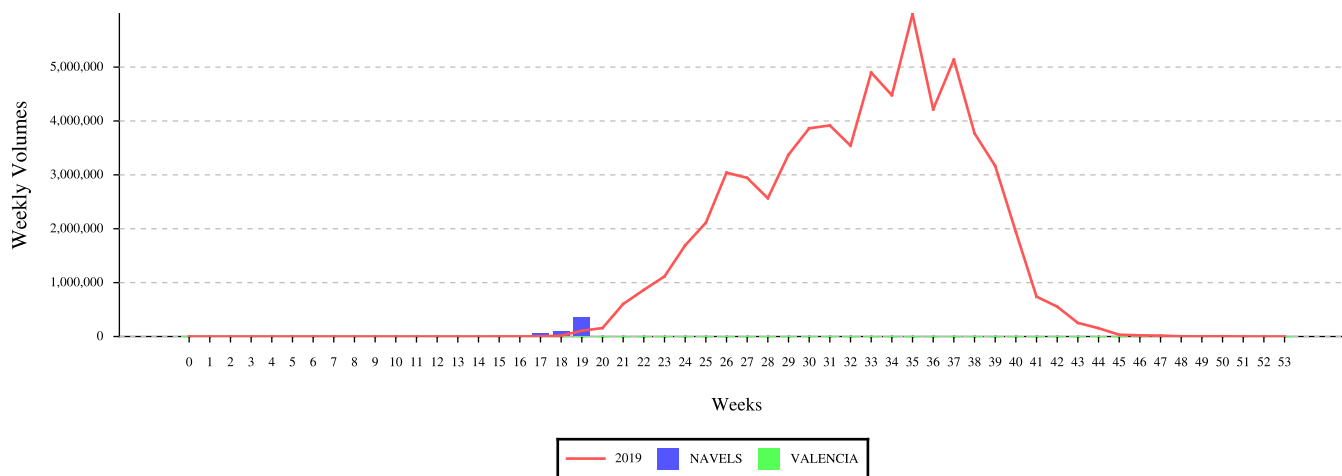


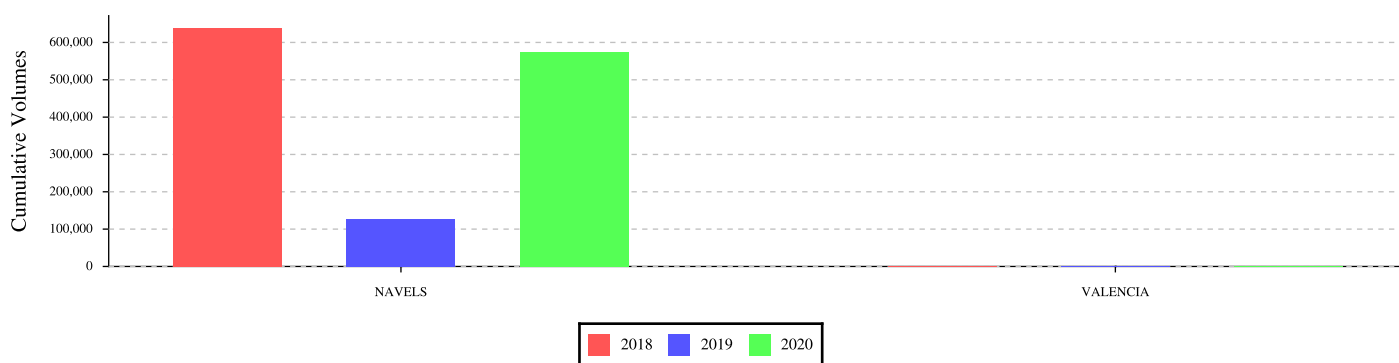
ORANGES (15.00 kg Cartons)

Total ORANGES Exported



Region	Weekly volumes - Week 19									Cumulative volumes - YTD - week 19								
	2019 Air	2019 Ship	2019 Total	2020 Air	2020 Ship	2020 Total	Diff	%Diff		2019 Air	2019 Ship	2019 Total	2020 Air	2020 Ship	2020 Total	Diff	%Diff	Distr
Africa and Islands	0	1,826	1,826	0	8,196	8,196	6,370	349%		0	2,364	2,364	0	13,441	13,441	11,077	469%	2 %
Asia	0	0	0	0	3,118	3,118	3,118	%		0	2,347	2,347	0	3,118	3,118	771	33%	1 %
Europe	0	32,804	32,804	0	122,283	122,283	89,479	273%		0	36,958	36,958	0	178,334	178,334	141,376	383%	31 %
Middle East	0	26,446	26,446	0	114,752	114,752	88,306	334%		0	40,685	40,685	0	215,012	215,012	174,327	428%	37 %
North-America	0	3,307	3,307	0	38,989	38,989	35,682	1079%		0	3,307	3,307	0	47,729	47,729	44,422	1,343%	8 %
Other	0	0	0	0	0	0	0			0	0	0	0	0	0	0		0 %
Russian Federation	0	14,466	14,466	0	43,998	43,998	29,532	204%		0	14,466	14,466	0	74,364	74,364	59,899	414%	13 %
South East Asia	0	25,770	25,770	0	13,111	13,111	-12,659	-49%		0	25,770	25,770	0	14,275	14,275	-11,495	-45%	2 %
United Kingdom	0	2,225	2,225	0	26,570	26,570	24,345	1094%		0	2,225	2,225	0	28,613	28,613	26,388	1,186%	5 %
Total	0	106,844	106,844	0	371,017	371,017	264,173	247%		0	128,121	128,121	0	574,886	574,886	446,765	349%	

Major Cultivars Currently Exported



Cumulative volumes - YTD	Africa and Islands	Asia	Europe	Middle East	North-America	Other	Russian Federation	South East Asia	United Kingdom	Total
LATE NAVAL	0	0	0	0	0	0	0	0	0	0
NAVELS	13,441	3,118	176,587	215,012	47,729	0	74,364	7,887	28,613	566,751
RED NAVAL	0	0	1,747	0	0	0	0	6,388	0	8,135
UNKNOWN	0	0	0	0	0	0	0	0	0	0
VALENCIA	0	0	0	0	0	0	0	0	0	0
Total	13,441	3,118	178,334	215,012	47,729	0	74,364	14,275	28,613	574,886

Indemnity:

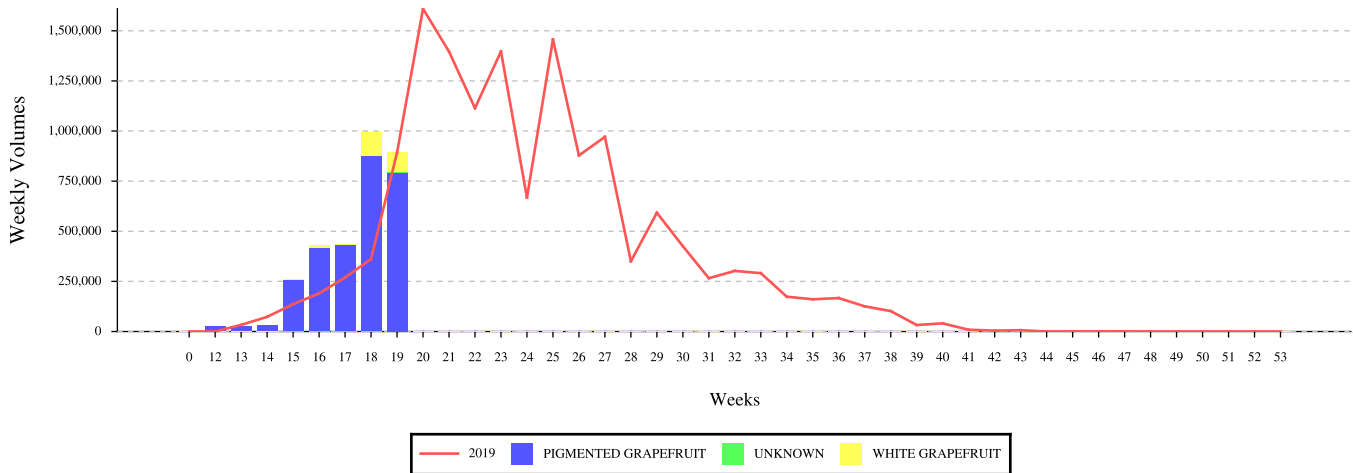
Agri-hub shall take all reasonable precautions to ensure that any information and data provided by Agri-hub from its information sources are correct. Neither Agri-hub nor any of its directors, employees or information sources take any responsibility for action or losses that might occur as a result of the usage of this information.

Historical week's export figures for the previous season (2019)

		Africa and Islands	Asia	Europe	Middle East	North-America	Other	Russian Federation	South East Asia	United Kingdom	Total Region Desc
Week 19	LATE NAVEL	0	0	0	0	0	0	0	0	0	0
	NAVELS	1,826	0	32,804	26,446	3,307	0	14,466	25,770	2,225	106,844
	RED NAVEL	0	0	0	0	0	0	0	0	0	0
	UNKNOWN	0	0	0	0	0	0	0	0	0	0
	VALENCIA	0	0	0	0	0	0	0	0	0	0
	Total Variety Group	1,826	0	32,804	26,446	3,307	0	14,466	25,770	2,225	106,844
Week 20	LATE NAVEL	0	0	0	0	0	0	0	0	0	0
	NAVELS	13,793	0	22,728	45,913	8,797	0	41,475	20,404	1,842	154,952
	RED NAVEL	0	0	1,933	0	0	0	0	0	0	1,933
	UNKNOWN	0	0	0	0	0	0	0	0	0	0
	VALENCIA	0	0	0	0	0	0	0	0	0	0
	Total Variety Group	13,793	0	24,661	45,913	8,797	0	41,475	20,404	1,842	156,885
Week 21	LATE NAVEL	0	0	0	0	0	0	0	0	0	0
	NAVELS	7,772	0	181,242	185,131	79,882	0	72,215	42,782	16,910	585,933
	RED NAVEL	0	0	0	0	4,105	0	4,503	8,441	0	17,049
	UNKNOWN	0	0	0	0	0	0	0	0	0	0
	VALENCIA	0	0	0	0	0	0	0	0	0	0
	Total Variety Group	7,772	0	181,242	185,131	83,987	0	76,718	51,223	16,910	602,982
Total week		23,391	0	238,706	257,490	96,091	0	132,658	97,398	20,977	886,710

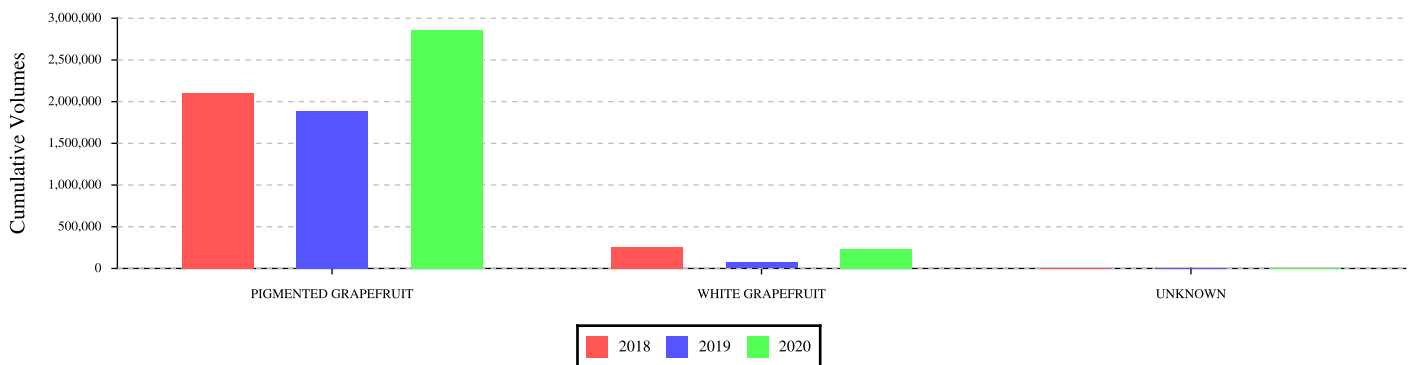
GRAPEFRUIT (15.00 kg Cartons)

Total GRAPEFRUIT Exported



	Weekly volumes - Week 19								Cumulative volumes - YTD - week 19								
Region	2019 Air	2019 Ship	2019 Total	2020 Air	2020 Ship	2020 Total	Diff	%Diff	2019 Air	2019 Ship	2019 Total	2020 Air	2020 Ship	2020 Total	Diff	%Diff	Distr
Africa and Islands	0	1,530	1,530	0	320	320	-1,210	-79%	0	14,078	14,078	0	5,852	5,852	-8,226	-58%	0 %
Asia	0	17,018	17,018	0	214,038	214,038	197,019	1158%	0	26,925	26,925	0	460,499	460,499	433,574	1,610%	15 %
Europe	0	460,661	460,661	0	354,573	354,573	-106,088	-23%	0	887,891	887,891	0	1,438,373	1,438,373	550,482	62%	46 %
Middle East	0	34,257	34,257	0	10,469	10,469	-23,788	-69%	0	114,475	114,475	0	89,291	89,291	-25,184	-22%	3 %
North-America	0	17,311	17,311	0	44,553	44,553	27,242	157%	0	40,406	40,406	0	74,035	74,035	33,629	83%	2 %
Other	0	0	0	0	0	0	0		0	0	0	0	0	0	0		0 %
Russian Federation	0	127,238	127,238	0	59,099	59,099	-68,139	-54%	0	237,951	237,951	0	372,509	372,509	134,559	57%	12 %
South East Asia	0	190,516	190,516	0	153,517	153,517	-36,999	-19%	0	538,471	538,471	0	525,250	525,250	-13,222	-2%	17 %
United Kingdom	0	43,713	43,713	0	57,504	57,504	13,790	32%	0	95,197	95,197	0	132,594	132,594	37,397	39%	4 %
Total	0	892,244	892,244	0	894,071	894,071	1,827	0%	0	1,955,394	1,955,394	0	3,098,404	3,098,404	1,143,009	58%	

Major Cultivars Currently Exported



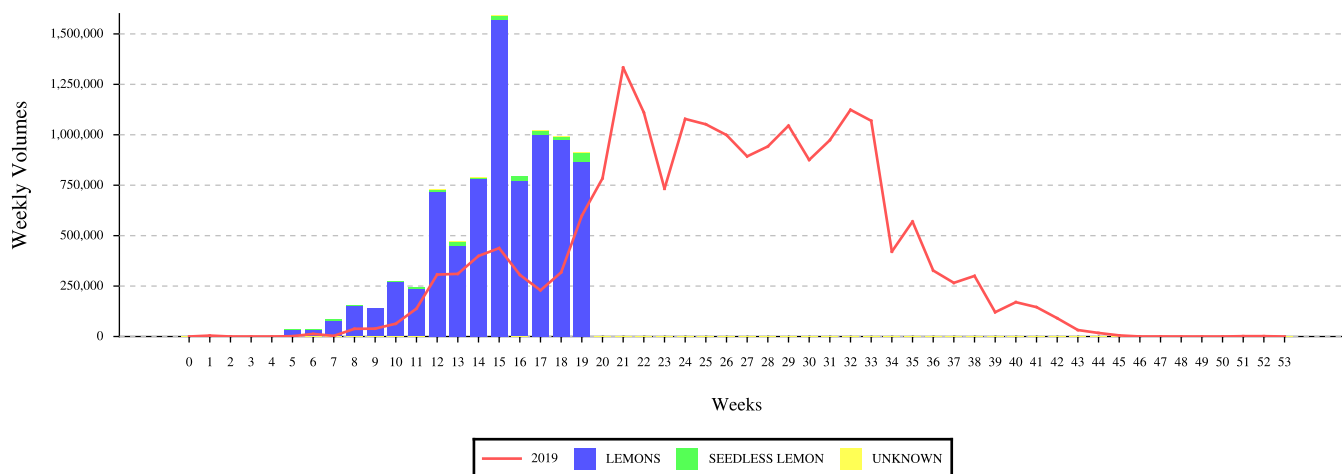
Cumulative volumes - YTD	Africa and Islands	Asia	Europe	Middle East	North-America	Other	Russian Federation	South East Asia	United Kingdom	Total
PIGMENTED	5,852	330,465	1,353,010	87,948	73,508	0	370,387	525,250	116,936	2,863,356
UNKNOWN	0	0	0	0	526	0	0	0	0	526
WHITE	0	130,034	85,364	1,343	0	0	2,122	0	15,658	234,522
Total	5,852	460,499	1,438,373	89,291	74,035	0	372,509	525,250	132,594	3,098,404

Historical week's export figures for the previous season (2019)

		Africa and Islands	Asia	Europe	Middle East	North-America	Other	Russian Federation	South East Asia	United Kingdom	Total Region Desc
Week 19	PIGMENTED	1,530	17,018	426,315	34,183	17,311	0	125,825	190,516	40,504	853,202
	UNKNOWN	0	0	0	0	0	0	0	0	0	0
	WHITE	0	0	34,345	75	0	0	1,413	0	3,209	39,042
	Total Variety Group	1,530	17,018	460,661	34,257	17,311	0	127,238	190,516	43,713	892,244
Week 20	PIGMENTED	1,548	379,590	426,178	12,040	31,383	0	170,822	229,859	46,078	1,297,498
	UNKNOWN	0	0	0	0	0	0	1,761	1,176	0	2,937
	WHITE	0	227,133	76,386	0	208	0	1,552	0	4,129	309,408
	Total Variety Group	1,548	606,723	502,564	12,040	31,591	0	174,134	231,035	50,206	1,609,843
Week 21	PIGMENTED	192	26,213	918,071	55,779	45,082	0	109,164	120,131	98,595	1,373,226
	UNKNOWN	0	0	0	0	0	0	1,444	0	0	1,444
	WHITE	0	0	17,000	0	0	0	1,906	569	2,235	21,709
	Total Variety Group	192	26,213	935,071	55,779	45,082	0	112,513	120,700	100,829	1,396,379
Total week		3,270	649,955	1,898,295	102,076	93,984	0	413,886	542,251	194,749	3,898,466

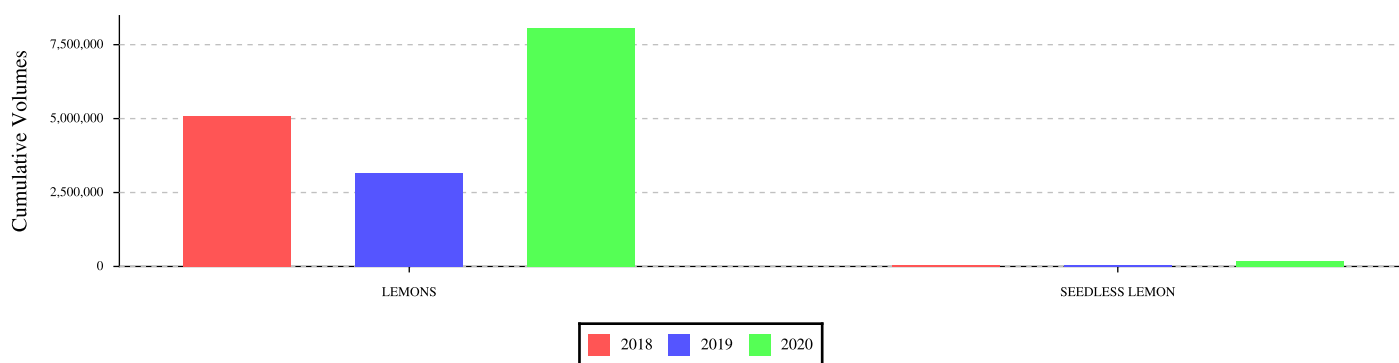
LEMONS (15.00 kg Cartons)

Total LEMONS Exported



	Weekly volumes - Week 19								Cumulative volumes - YTD - week 19								
Region	2019 Air	2019 Ship	2019 Total	2020 Air	2020 Ship	2020 Total	Diff	%Diff	2019 Air	2019 Ship	2019 Total	2020 Air	2020 Ship	2020 Total	Diff	%Diff	Distr
Africa and Islands	0	2,822	2,822	0	11,580	11,580	8,758	310%	0	24,076	24,076	0	49,533	49,533	25,457	106%	1 %
Asia	0	3,285	3,285	0	9,384	9,384	6,098	186%	0	4,971	4,971	0	12,979	12,979	8,008	161%	0 %
Europe	0	69,540	69,540	0	432,998	432,998	363,458	523%	0	148,469	148,469	0	1,705,866	1,705,866	1,557,396	1,049%	21 %
Middle East	0	258,524	258,524	0	150,143	150,143	-108,381	-42%	0	1,772,652	1,772,652	0	4,292,060	4,292,060	2,519,408	142%	52 %
North-America	0	34,931	34,931	0	69,062	69,062	34,132	98%	0	82,711	82,711	0	339,426	339,426	256,716	310%	4 %
Other	0	0	0	0	0	0	0		0	0	0	0	0	0	0		0 %
Russian Federation	0	104,502	104,502	0	87,946	87,946	-16,556	-16%	0	525,425	525,425	0	916,260	916,260	390,835	74%	11 %
South East Asia	0	107,274	107,274	0	39,968	39,968	-67,306	-63%	0	624,366	624,366	0	567,245	567,245	-57,121	-9%	7 %
United Kingdom	0	17,675	17,675	0	109,930	109,930	92,256	522%	0	24,603	24,603	0	392,195	392,195	367,592	1,494%	5 %
Total	0	598,552	598,552	0	911,011	911,011	312,460	52%	0	3,207,274	3,207,274	0	8,275,565	8,275,565	5,068,291	158%	

Major Cultivars Currently Exported



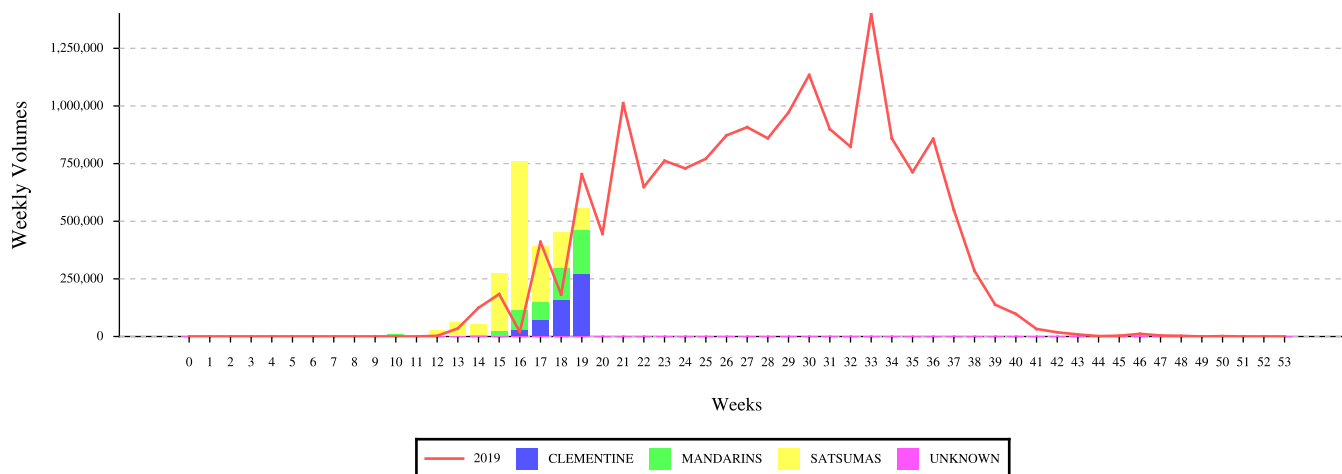
Cumulative volumes - YTD	Africa and Islands	Asia	Europe	Middle East	North-America	Other	Russian Federation	South East Asia	United Kingdom	Total
LEMONS	33,312	12,979	1,638,243	4,209,463	332,174	0	907,652	565,146	376,480	8,075,448
LEMONS SEEDLESS	16,221	0	65,308	80,805	7,253	0	8,608	2,099	12,647	192,941
UNKNOWN	0	0	2,315	1,792	0	0	0	0	3,069	7,176
Total	49,533	12,979	1,705,866	4,292,060	339,426	0	916,260	567,245	392,195	8,275,565

Historical week's export figures for the previous season (2019)

		Africa and Islands	Asia	Europe	Middle East	North-America	Other	Russian Federation	South East Asia	United Kingdom	Total Region Desc
Week 19	LEMONS	2,822	3,285	61,831	257,531	34,383	0	100,728	106,858	17,163	584,601
	LEMONS SEEDLESS	0	0	7,164	880	548	0	3,773	416	512	13,293
	UNKNOWN	0	0	545	113	0	0	0	0	0	658
	Total Variety Group	2,822	3,285	69,540	258,524	34,931	0	104,502	107,274	17,675	598,552
Week 20	LEMONS	7,941	4,235	168,032	223,959	45,498	0	207,858	100,523	9,035	767,082
	LEMONS SEEDLESS	0	0	5,204	5,272	2,749	0	1,715	1,252	625	16,817
	UNKNOWN	0	0	0	0	0	0	0	0	0	0
	Total Variety Group	7,941	4,235	173,237	229,231	48,247	0	209,574	101,775	9,660	783,899
Week 21	LEMONS	592	6,528	302,736	551,372	66,815	0	173,844	110,053	80,550	1,292,489
	LEMONS SEEDLESS	480	0	12,189	5,727	12,069	0	5,798	2,287	1,797	40,347
	UNKNOWN	0	0	0	0	0	0	0	0	0	0
	Total Variety Group	1,072	6,528	314,925	557,098	78,884	0	179,641	112,340	82,347	1,332,836
Total week		11,835	14,049	557,702	1,044,853	162,061	0	493,717	321,389	109,681	2,715,287

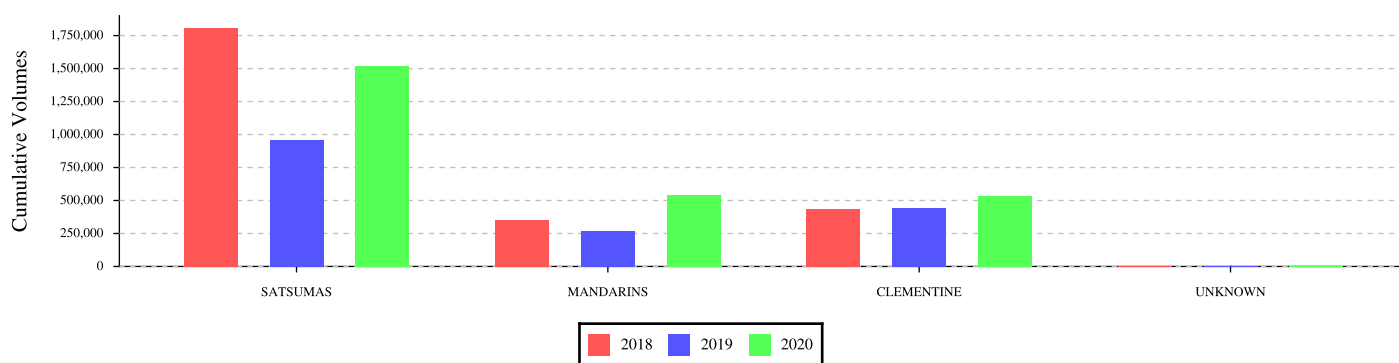
SOFT CITRUS (15.00 kg Cartons)

Total SOFT CITRUS Exported



Region	Weekly volumes - Week 19									Cumulative volumes - YTD - week 19								
	2019 Air	2019 Ship	2019 Total	2020 Air	2020 Ship	2020 Total	Diff	%Diff		2019 Air	2019 Ship	2019 Total	2020 Air	2020 Ship	2020 Total	Diff	%Diff	Distr
Africa and Islands	0	3,200	3,200	0	13,811	13,811	10,610	332%		0	9,522	9,522	0	13,811	13,811	4,289	45%	1 %
Asia	0	4,723	4,723	0	12,438	12,438	7,715	163%		0	4,723	4,723	0	12,438	12,438	7,715	163%	0 %
Europe	0	158,536	158,536	0	69,358	69,358	-89,179	-56%		0	440,056	440,056	0	563,563	563,563	123,507	28%	22 %
Middle East	0	36,621	36,621	0	46,947	46,947	10,326	28%		0	72,305	72,305	0	149,748	149,748	77,443	107%	6 %
North-America	0	28,371	28,371	0	75,677	75,677	47,306	167%		0	36,252	36,252	0	103,490	103,490	67,238	185%	4 %
Other	0	0	0	0	0	0	0			0	0	0	0	0	0	0		0 %
Russian Federation	0	118,410	118,410	0	64,585	64,585	-53,825	-45%		0	353,418	353,418	0	470,953	470,953	117,535	33%	18 %
South East Asia	0	31,557	31,557	0	22,138	22,138	-9,419	-30%		0	40,331	40,331	0	32,118	32,118	-8,213	-20%	1 %
United Kingdom	0	322,254	322,254	0	250,198	250,198	-72,056	-22%		0	705,792	705,792	0	1,248,542	1,248,542	542,750	77%	48 %
Total	0	703,673	703,673	0	555,152	555,152	-148,521	-21%		0	1,662,400	1,662,400	0	2,594,663	2,594,663	932,263	56%	

Major Cultivars Currently Exported



Cumulative volumes - YTD	Africa and Islands	Asia	Europe	Middle East	North-America	Other	Russian Federation	South East Asia	United Kingdom	Total
CLEMENTINE	1,455	0	69,443	20,267	57,004	0	22,721	1,300	364,711	536,901
MANDARINS	12,355	12,438	83,612	110,629	46,269	0	89,645	30,818	155,071	540,838
SATSUMAS	0	0	410,508	18,852	217	0	358,588	0	728,759	1,516,924
UNKNOWN	0	0	0	0	0	0	0	0	0	0
Total	13,811	12,438	563,563	149,748	103,490	0	470,953	32,118	1,248,542	2,594,663

Indemnity:

Agri-hub shall take all reasonable precautions to ensure that any information and data provided by Agri-hub from its information sources are correct. Neither Agri-hub nor any of its directors, employees or information sources take any responsibility for action or losses that might occur as a result of the usage of this information.

Historical week's export figures for the previous season (2019)

		Africa and Islands	Asia	Europe	Middle East	North-America	Other	Russian Federation	South East Asia	United Kingdom	Total Region Desc
Week 19	CLEMENTINE	3,173	2,789	74,268	7,429	18,519	0	22,516	2,753	208,960	340,406
	MANDARINS	27	1,934	23,687	23,688	9,852	0	20,239	28,803	13,698	121,930
	SATSUMAS	0	0	60,581	5,504	0	0	75,655	0	99,596	241,337
	UNKNOWN	0	0	0	0	0	0	0	0	0	0
	Total Variety Group	3,200	4,723	158,536	36,621	28,371	0	118,410	31,557	322,254	703,673
Week 20	CLEMENTINE	6,567	2,928	62,676	2,502	1,576	0	35,165	0	125,574	236,988
	MANDARINS	2,406	1,567	2,763	18,711	2,859	0	51,476	53,347	14,045	147,174
	SATSUMAS	139	0	11,171	879	0	0	21,226	0	27,527	60,941
	UNKNOWN	0	0	0	0	0	0	0	0	0	0
	Total Variety Group	9,112	4,495	76,610	22,092	4,435	0	107,866	53,347	167,145	445,103
Week 21	CLEMENTINE	1,567	4,385	122,325	20,446	205,944	0	60,386	1,425	276,916	693,393
	MANDARINS	13,430	25,628	34,963	68,112	19,879	0	41,176	43,563	26,870	273,621
	SATSUMAS	0	0	7,079	208	0	0	15,097	0	22,230	44,615
	UNKNOWN	0	0	0	0	0	0	0	0	0	0
	Total Variety Group	14,996	30,013	164,366	88,766	225,823	0	116,660	44,988	326,017	1,011,629
Total week		27,309	39,231	399,513	147,479	258,629	0	342,936	129,892	815,416	2,160,405