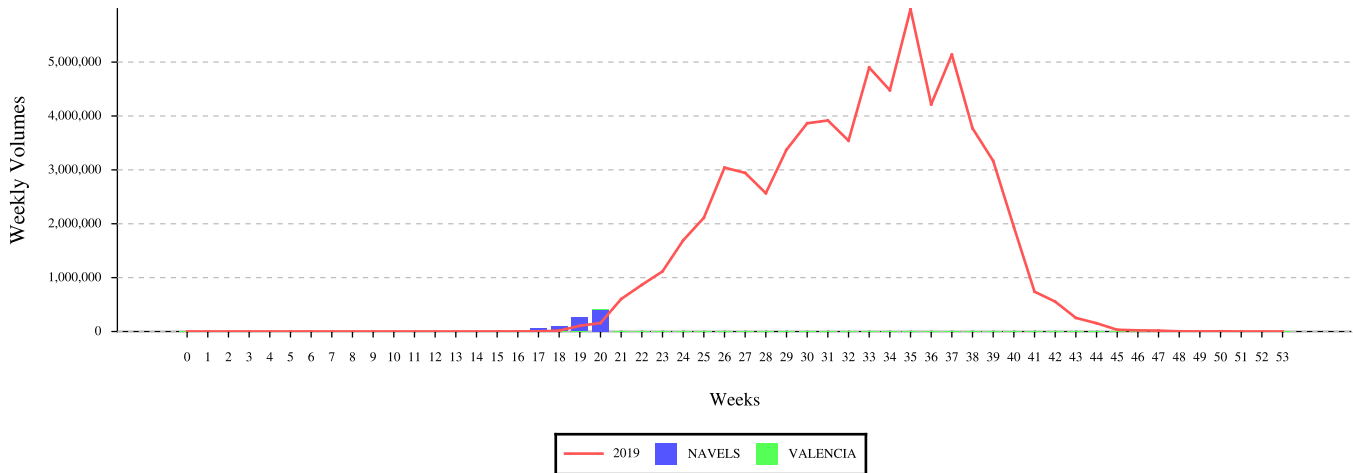


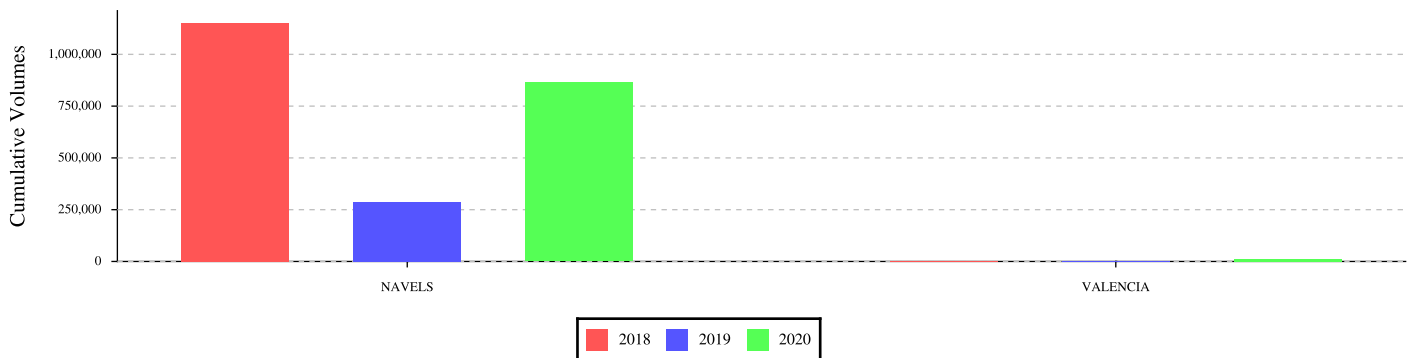
ORANGES (15.00 kg Cartons)

Total ORANGES Exported



Region	Weekly volumes - Week 20									Cumulative volumes - YTD - week 20								
	2019 Air	2019 Ship	2019 Total	2020 Air	2020 Ship	2020 Total	Diff	%Diff		2019 Air	2019 Ship	2019 Total	2020 Air	2020 Ship	2020 Total	Diff	%Diff	Distr
Africa and Islands	0	13,793	13,793	0	12,503	12,503	-1,289	-9%		0	16,157	16,157	0	21,605	21,605	5,448	34%	2 %
Asia	0	0	0	0	3,207	3,207	3,207	%		0	2,347	2,347	0	4,808	4,808	2,462	105%	1 %
Europe	0	24,661	24,661	0	131,416	131,416	106,755	433%		0	61,618	61,618	0	270,028	270,028	208,410	338%	31 %
Middle East	0	45,913	45,913	0	118,063	118,063	72,150	157%		0	86,598	86,598	0	299,268	299,268	212,671	246%	34 %
North-America	0	8,797	8,797	0	35,846	35,846	27,049	307%		0	12,104	12,104	0	53,269	53,269	41,165	340%	6 %
Other	0	0	0	0	0	0	0			0	0	0	0	0	0	0		0 %
Russian Federation	0	41,475	41,475	0	71,293	71,293	29,819	72%		0	55,940	55,940	0	156,750	156,750	100,810	180%	18 %
South East Asia	0	20,404	20,404	0	15,253	15,253	-5,151	-25%		0	46,174	46,174	0	28,475	28,475	-17,699	-38%	3 %
United Kingdom	0	1,842	1,842	0	25,290	25,290	23,448	1273%		0	4,067	4,067	0	41,988	41,988	37,921	932%	5 %
Total	0	156,885	156,885	0	412,871	412,871	255,986	163%		0	285,005	285,005	0	876,192	876,192	591,187	207%	

Major Cultivars Currently Exported



Cumulative volumes - YTD	Africa and Islands	Asia	Europe	Middle East	North-America	Other	Russian Federation	South East Asia	United Kingdom	Total
LATE NAVAL	0	0	0	0	0	0	0	0	0	0
NAVELS	21,605	4,808	261,378	293,285	53,198	0	156,638	28,475	41,988	861,375
RED NAVAL	0	0	1,747	926	72	0	112	0	0	2,857
UNKNOWN	0	0	0	0	0	0	0	0	0	0
VALENCIA	0	0	6,903	5,057	0	0	0	0	0	11,960
Total	21,605	4,808	270,028	299,268	53,269	0	156,750	28,475	41,988	876,192

Indemnity:

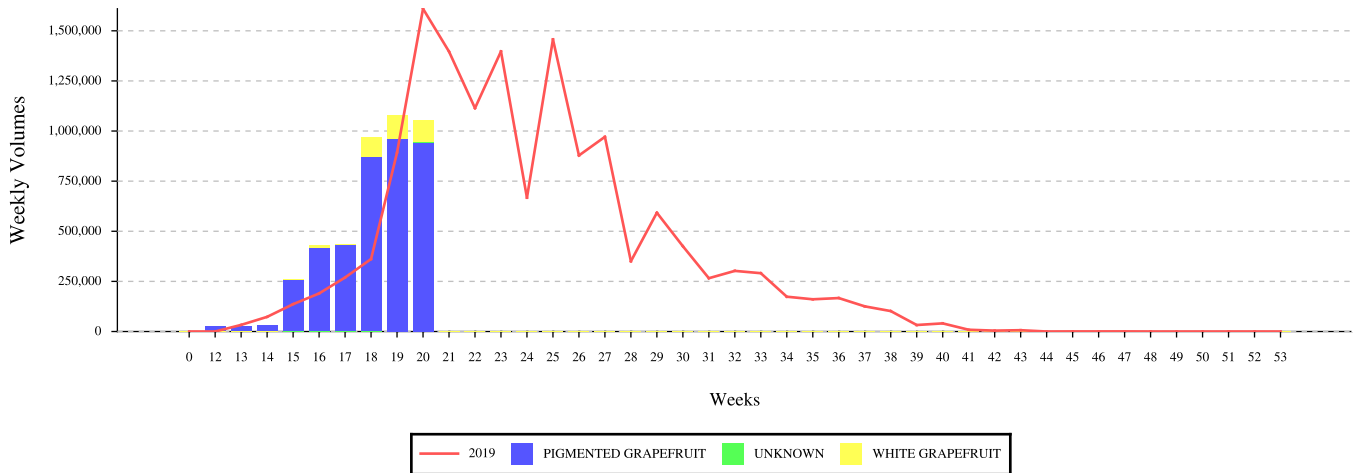
Agri-hub shall take all reasonable precautions to ensure that any information and data provided by Agri-hub from its information sources are correct. Neither Agri-hub nor any of its directors, employees or information sources take any responsibility for action or losses that might occur as a result of the usage of this information.

Historical week's export figures for the previous season (2019)

		Africa and Islands	Asia	Europe	Middle East	North-America	Other	Russian Federation	South East Asia	United Kingdom	Total Region Desc
Week 20	LATE NAVEL	0	0	0	0	0	0	0	0	0	0
	NAVELS	13,793	0	22,728	45,913	8,797	0	41,475	20,404	1,842	154,952
	RED NAVEL	0	0	1,933	0	0	0	0	0	0	1,933
	UNKNOWN	0	0	0	0	0	0	0	0	0	0
	VALENCIA	0	0	0	0	0	0	0	0	0	0
	Total Variety Group	13,793	0	24,661	45,913	8,797	0	41,475	20,404	1,842	156,885
Week 21	LATE NAVEL	0	0	0	0	0	0	0	0	0	0
	NAVELS	7,772	0	181,242	185,131	79,882	0	72,215	42,782	16,910	585,933
	RED NAVEL	0	0	0	0	4,105	0	4,503	8,441	0	17,049
	UNKNOWN	0	0	0	0	0	0	0	0	0	0
	VALENCIA	0	0	0	0	0	0	0	0	0	0
	Total Variety Group	7,772	0	181,242	185,131	83,987	0	76,718	51,223	16,910	602,982
Week 22	LATE NAVEL	0	0	0	0	0	0	0	0	0	0
	NAVELS	28,360	1,601	178,233	301,430	44,373	0	115,749	156,066	27,958	853,771
	RED NAVEL	0	0	0	0	4,366	0	5,257	693	1,433	11,749
	UNKNOWN	0	0	0	0	0	0	0	0	0	0
	VALENCIA	0	0	0	0	0	0	0	0	0	0
	Total Variety Group	28,360	1,601	178,233	301,430	48,740	0	121,006	156,759	29,391	865,520
Total week		49,925	1,601	384,135	532,473	141,524	0	239,198	228,387	48,143	1,625,386

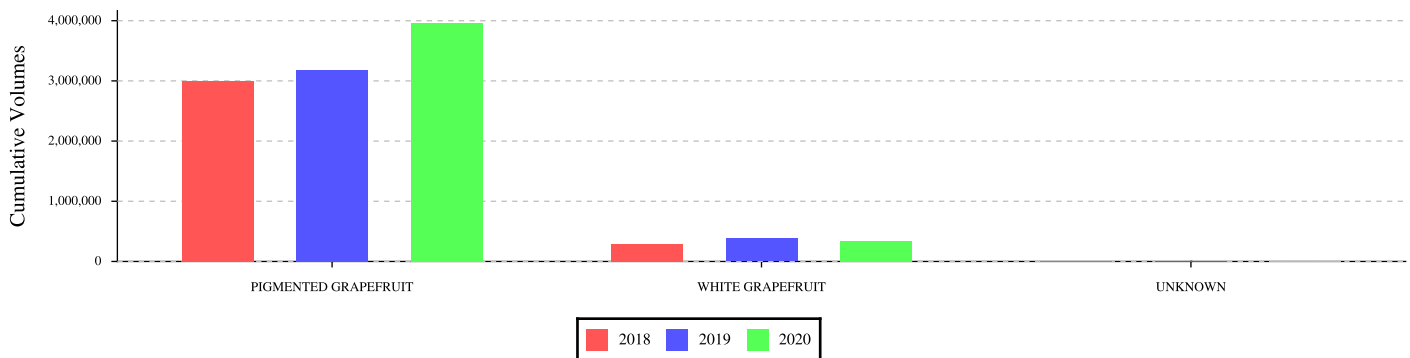
GRAPEFRUIT (15.00 kg Cartons)

Total GRAPEFRUIT Exported



Region	Weekly volumes - Week 20									Cumulative volumes - YTD - week 20								
	2019 Air	2019 Ship	2019 Total	2020 Air	2020 Ship	2020 Total	Diff	%Diff		2019 Air	2019 Ship	2019 Total	2020 Air	2020 Ship	2020 Total	Diff	%Diff	Distr
Africa and Islands	0	1,548	1,548	0	0	0	-1,548	-100%		0	15,626	15,626	0	6,257	6,257	-9,369	-60%	0 %
Asia	0	606,723	606,723	0	167,934	167,934	-438,789	-72%		0	633,648	633,648	0	631,094	631,094	-2,555	-0%	15 %
Europe	0	502,564	502,564	0	526,927	526,927	24,363	5%		0	1,390,456	1,390,456	0	2,021,009	2,021,009	630,553	45%	47 %
Middle East	0	12,040	12,040	0	15,103	15,103	3,062	25%		0	126,515	126,515	0	120,576	120,576	-5,939	-5%	3 %
North-America	0	31,591	31,591	0	28,152	28,152	-3,440	-11%		0	71,997	71,997	0	101,101	101,101	29,104	40%	2 %
Other	0	0	0	0	0	0	0			0	0	0	0	0	0	0		0 %
Russian Federation	0	174,134	174,134	0	53,696	53,696	-120,439	-69%		0	412,085	412,085	0	456,995	456,995	44,910	11%	11 %
South East Asia	0	231,035	231,035	0	209,467	209,467	-21,568	-9%		0	769,506	769,506	0	816,979	816,979	47,472	6%	19 %
United Kingdom	0	50,206	50,206	0	50,479	50,479	272	1%		0	145,404	145,404	0	156,713	156,713	11,309	8%	4 %
Total	0	1,609,843	1,609,843	0	1,051,758	1,051,758	-558,085	-35%		0	3,565,237	3,565,237	0	4,310,724	4,310,724	745,487	21%	

Major Cultivars Currently Exported



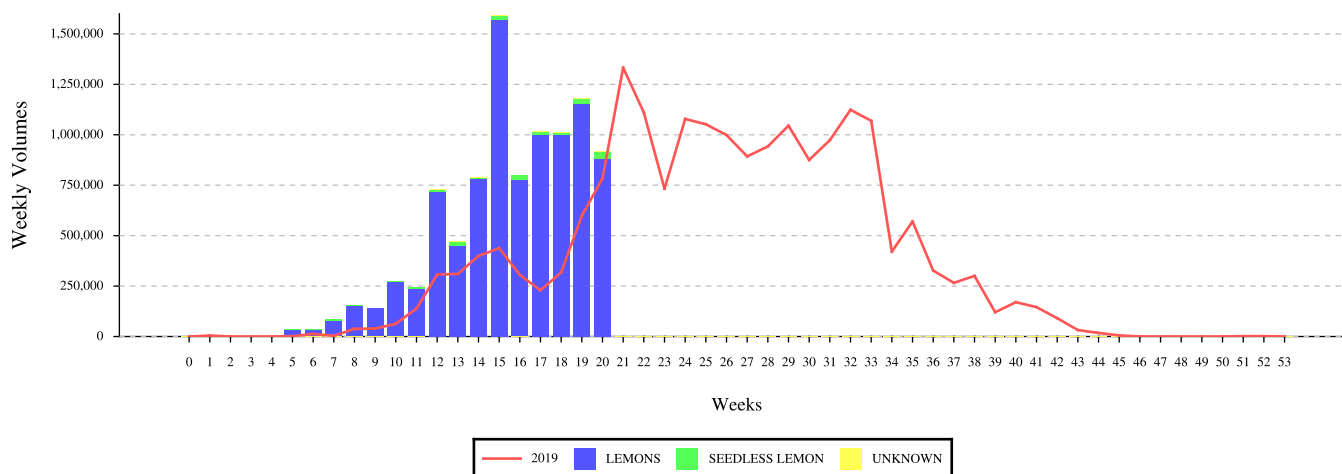
Cumulative volumes - YTD	Africa and Islands	Asia	Europe	Middle East	North-America	Other	Russian Federation	South East Asia	United Kingdom	Total
PIGMENTED	6,257	439,798	1,893,624	118,469	100,575	0	453,127	816,979	138,786	3,967,616
UNKNOWN	0	0	418	0	526	0	1,746	0	0	2,690
WHITE	0	191,296	126,966	2,107	0	0	2,122	0	17,927	340,418
Total	6,257	631,094	2,021,009	120,576	101,101	0	456,995	816,979	156,713	4,310,724

Historical week's export figures for the previous season (2019)

		Africa and Islands	Asia	Europe	Middle East	North-America	Other	Russian Federation	South East Asia	United Kingdom	Total Region Desc
Week 20	PIGMENTED	1,548	379,590	426,178	12,040	31,383	0	170,822	229,859	46,078	1,297,498
	UNKNOWN	0	0	0	0	0	0	1,761	1,176	0	2,937
	WHITE	0	227,133	76,386	0	208	0	1,552	0	4,129	309,408
	Total Variety Group	1,548	606,723	502,564	12,040	31,591	0	174,134	231,035	50,206	1,609,843
Week 21	PIGMENTED	192	26,213	918,071	55,779	45,082	0	109,164	120,131	98,595	1,373,226
	UNKNOWN	0	0	0	0	0	0	1,444	0	0	1,444
	WHITE	0	0	17,000	0	0	0	1,906	569	2,235	21,709
	Total Variety Group	192	26,213	935,071	55,779	45,082	0	112,513	120,700	100,829	1,396,379
Week 22	PIGMENTED	4,424	221,665	289,537	38,980	34,088	0	79,357	308,362	27,407	1,003,820
	UNKNOWN	0	0	0	1,733	0	0	2,010	972	0	4,716
	WHITE	0	89,743	11,012	2,837	0	0	96	0	1,984	105,672
	Total Variety Group	4,424	311,409	300,549	43,551	34,088	0	81,463	309,335	29,391	1,114,208
Total week		6,164	944,345	1,738,183	111,370	110,761	0	368,110	661,069	180,426	4,120,430

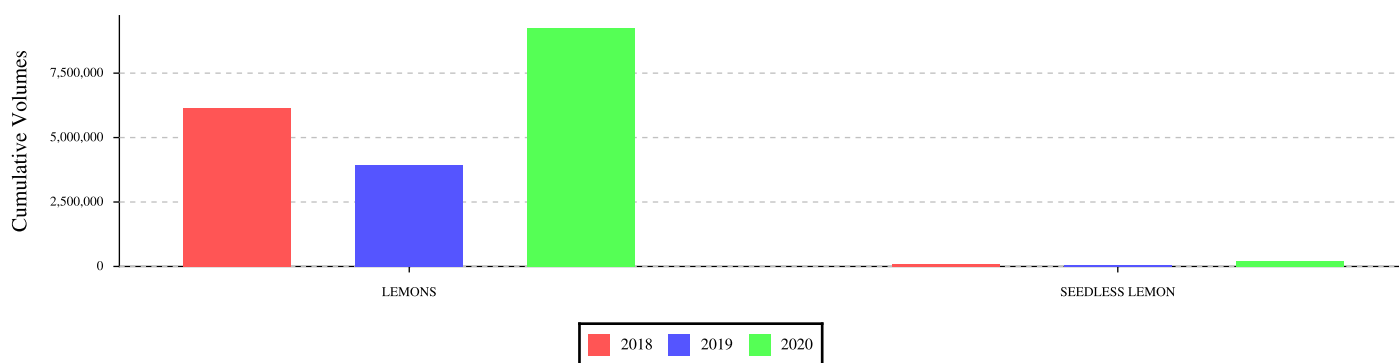
LEMONS (15.00 kg Cartons)

Total LEMONS Exported



Region	Weekly volumes - Week 20									Cumulative volumes - YTD - week 20								
	2019 Air	2019 Ship	2019 Total	2020 Air	2020 Ship	2020 Total	Diff	%Diff		2019 Air	2019 Ship	2019 Total	2020 Air	2020 Ship	2020 Total	Diff	%Diff	Distr
Africa and Islands	0	7,941	7,941	0	5,620	5,620	-2,322	-29%		0	32,017	32,017	0	56,236	56,236	24,219	76%	1 %
Asia	0	4,235	4,235	0	2,232	2,232	-2,004	-47%		0	9,206	9,206	0	14,450	14,450	5,244	57%	0 %
Europe	0	173,237	173,237	0	375,977	375,977	202,741	117%		0	321,706	321,706	0	2,100,990	2,100,990	1,779,284	553%	22 %
Middle East	0	229,231	229,231	0	261,984	261,984	32,753	14%		0	2,001,883	2,001,883	0	4,803,478	4,803,478	2,801,595	140%	51 %
North-America	0	48,247	48,247	0	48,301	48,301	54	0%		0	130,958	130,958	0	369,611	369,611	238,653	182%	4 %
Other	0	0	0	0	0	0	0			0	0	0	0	0	0	0		0 %
Russian Federation	0	209,574	209,574	0	72,537	72,537	-137,037	-65%		0	734,999	734,999	0	1,027,349	1,027,349	292,350	40%	11 %
South East Asia	0	101,775	101,775	0	60,188	60,188	-41,587	-41%		0	726,141	726,141	0	636,190	636,190	-89,950	-12%	7 %
United Kingdom	0	9,660	9,660	0	90,670	90,670	81,011	839%		0	34,263	34,263	0	476,360	476,360	442,097	1,290%	5 %
Total	0	783,899	783,899	0	917,508	917,508	133,609	17%		0	3,991,172	3,991,172	0	9,484,664	9,484,664	5,493,492	138%	

Major Cultivars Currently Exported



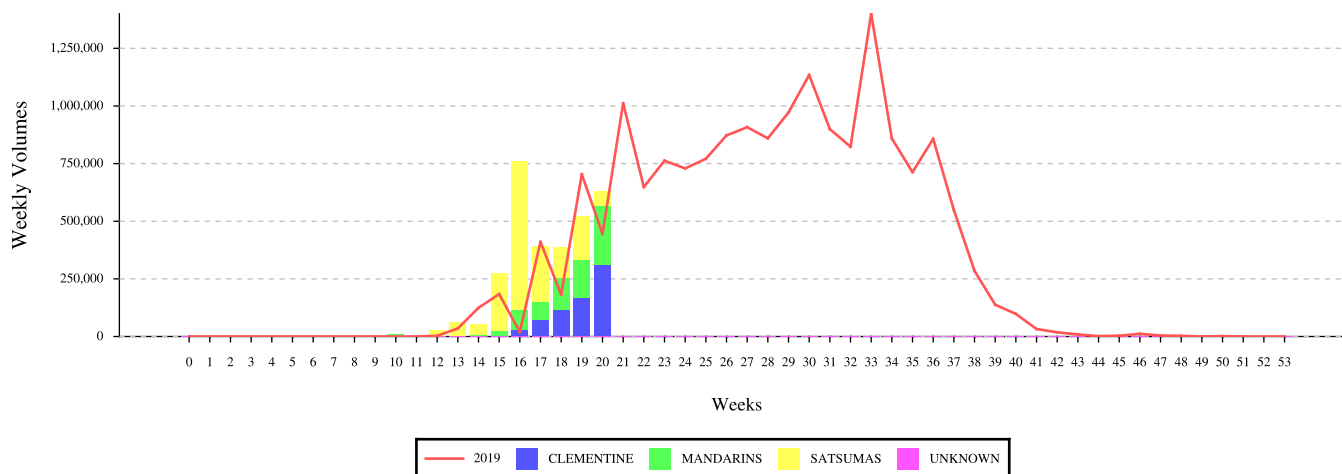
Cumulative volumes - YTD	Africa and Islands	Asia	Europe	Middle East	North-America	Other	Russian Federation	South East Asia	United Kingdom	Total
LEMONS	39,734	14,450	2,027,779	4,714,263	358,595	0	1,017,268	633,822	458,588	9,264,499
LEMONS SEEDLESS	16,502	0	70,430	86,528	11,016	0	10,081	2,368	14,703	211,629
UNKNOWN	0	0	2,781	2,687	0	0	0	0	3,069	8,537
Total	56,236	14,450	2,100,990	4,803,478	369,611	0	1,027,349	636,190	476,360	9,484,664

Historical week's export figures for the previous season (2019)

		Africa and Islands	Asia	Europe	Middle East	North-America	Other	Russian Federation	South East Asia	United Kingdom	Total Region Desc
Week 20	LEMONS	7,941	4,235	168,032	223,959	45,498	0	207,858	100,523	9,035	767,082
	LEMONS SEEDLESS	0	0	5,204	5,272	2,749	0	1,715	1,252	625	16,817
	UNKNOWN	0	0	0	0	0	0	0	0	0	0
	Total Variety Group	7,941	4,235	173,237	229,231	48,247	0	209,574	101,775	9,660	783,899
Week 21	LEMONS	592	6,528	302,736	551,372	66,815	0	173,844	110,053	80,550	1,292,489
	LEMONS SEEDLESS	480	0	12,189	5,727	12,069	0	5,798	2,287	1,797	40,347
	UNKNOWN	0	0	0	0	0	0	0	0	0	0
	Total Variety Group	1,072	6,528	314,925	557,098	78,884	0	179,641	112,340	82,347	1,332,836
Week 22	LEMONS	8,930	11,715	210,392	532,435	38,516	0	107,058	98,595	61,662	1,069,301
	LEMONS SEEDLESS	383	0	17,077	12,544	4,930	0	2,481	94	2,831	40,340
	UNKNOWN	0	0	0	993	0	0	0	0	0	993
	Total Variety Group	9,313	11,715	227,468	545,971	43,446	0	109,539	98,689	64,492	1,110,634
Total week		18,326	22,478	715,630	1,332,300	170,577	0	498,754	312,804	156,499	3,227,369

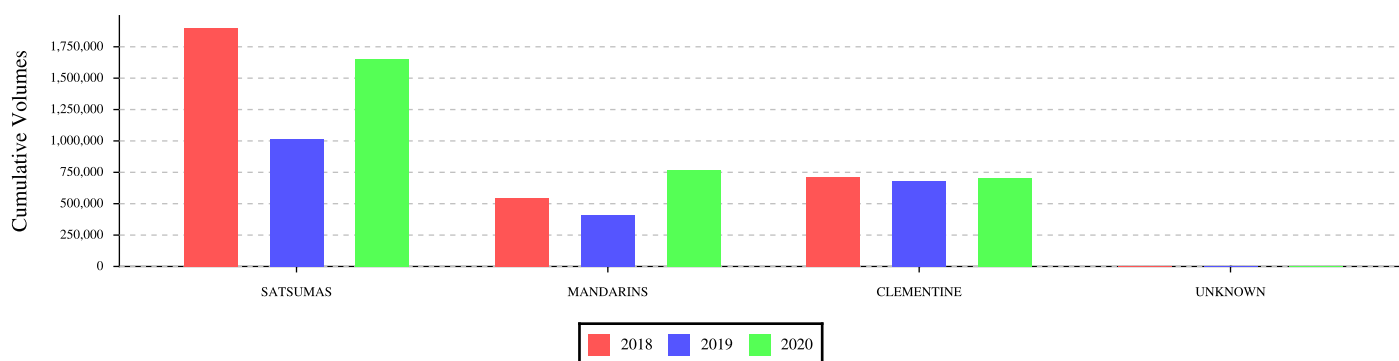
SOFT CITRUS (15.00 kg Cartons)

Total SOFT CITRUS Exported



Region	Weekly volumes - Week 20									Cumulative volumes - YTD - week 20								
	2019 Air	2019 Ship	2019 Total	2020 Air	2020 Ship	2020 Total	Diff	%Diff		2019 Air	2019 Ship	2019 Total	2020 Air	2020 Ship	2020 Total	Diff	%Diff	Distr
Africa and Islands	0	9,112	9,112	0	7,676	7,676	-1,435	-16%		0	18,633	18,633	0	20,636	20,636	2,003	11%	1 %
Asia	0	4,495	4,495	0	15,254	15,254	10,759	239%		0	9,219	9,219	0	21,559	21,559	12,340	134%	1 %
Europe	0	76,610	76,610	0	97,266	97,266	20,655	27%		0	516,666	516,666	0	666,118	666,118	149,451	29%	21 %
Middle East	0	22,092	22,092	0	74,052	74,052	51,960	235%		0	94,397	94,397	0	235,237	235,237	140,840	149%	8 %
North-America	0	4,435	4,435	0	94,571	94,571	90,136	2032%		0	40,688	40,688	0	122,848	122,848	82,160	202%	4 %
Other	0	0	0	0	0	0	0			0	0	0	0	0	0	0		0 %
Russian Federation	0	107,866	107,866	0	63,964	63,964	-43,902	-41%		0	461,284	461,284	0	539,555	539,555	78,270	17%	17 %
South East Asia	0	53,347	53,347	0	22,607	22,607	-30,740	-58%		0	93,679	93,679	0	51,787	51,787	-41,892	-45%	2 %
United Kingdom	0	167,145	167,145	0	255,498	255,498	88,353	53%		0	872,937	872,937	0	1,470,288	1,470,288	597,350	68%	47 %
Total	0	445,103	445,103	0	630,888	630,888	185,785	42%		0	2,107,503	2,107,503	0	3,128,027	3,128,027	1,020,524	48%	

Major Cultivars Currently Exported



Cumulative volumes - YTD	Africa and Islands	Asia	Europe	Middle East	North-America	Other	Russian Federation	South East Asia	United Kingdom	Total
CLEMENTINE	2,183	0	94,059	24,033	76,185	0	40,508	2,585	465,910	705,464
MANDARINS	16,959	21,559	126,620	189,797	46,446	0	123,234	49,202	196,506	770,324
SATSUMAS	1,493	0	445,439	21,408	217	0	375,813	0	807,871	1,652,240
UNKNOWN	0	0	0	0	0	0	0	0	0	0
Total	20,636	21,559	666,118	235,237	122,848	0	539,555	51,787	1,470,288	3,128,027

Indemnity:

Agri-hub shall take all reasonable precautions to ensure that any information and data provided by Agri-hub from its information sources are correct. Neither Agri-hub nor any of its directors, employees or information sources take any responsibility for action or losses that might occur as a result of the usage of this information.

Historical week's export figures for the previous season (2019)

		Africa and Islands	Asia	Europe	Middle East	North-America	Other	Russian Federation	South East Asia	United Kingdom	Total Region Desc
Week 20	CLEMENTINE	6,567	2,928	62,676	2,502	1,576	0	35,165	0	125,574	236,988
	MANDARINS	2,406	1,567	2,763	18,711	2,859	0	51,476	53,347	14,045	147,174
	SATSUMAS	139	0	11,171	879	0	0	21,226	0	27,527	60,941
	UNKNOWN	0	0	0	0	0	0	0	0	0	0
	Total Variety Group	9,112	4,495	76,610	22,092	4,435	0	107,866	53,347	167,145	445,103
Week 21	CLEMENTINE	1,567	4,385	122,325	20,446	205,944	0	60,386	1,425	276,916	693,393
	MANDARINS	13,430	25,628	34,963	68,112	19,879	0	41,176	43,563	26,870	273,621
	SATSUMAS	0	0	7,079	208	0	0	15,097	0	22,230	44,615
	UNKNOWN	0	0	0	0	0	0	0	0	0	0
	Total Variety Group	14,996	30,013	164,366	88,766	225,823	0	116,660	44,988	326,017	1,011,629
Week 22	CLEMENTINE	7,748	5,297	75,823	12,147	6,153	0	59,845	1,972	147,417	316,401
	MANDARINS	13,475	44,017	22,119	74,126	4,704	0	36,650	100,538	27,887	323,516
	SATSUMAS	0	0	1,300	139	0	0	2,229	0	3,729	7,396
	UNKNOWN	337	0	970	0	0	0	0	0	0	1,307
	Total Variety Group	21,560	49,314	100,213	86,412	10,856	0	98,723	102,509	179,033	648,620
Total week		45,668	83,822	341,189	197,270	241,115	0	323,249	200,844	672,195	2,105,352