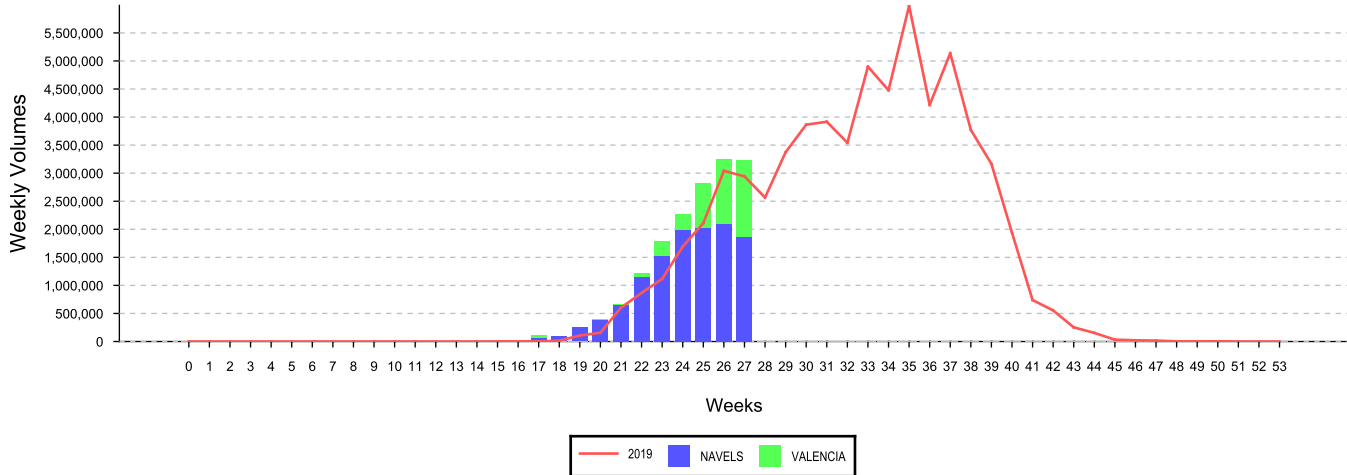


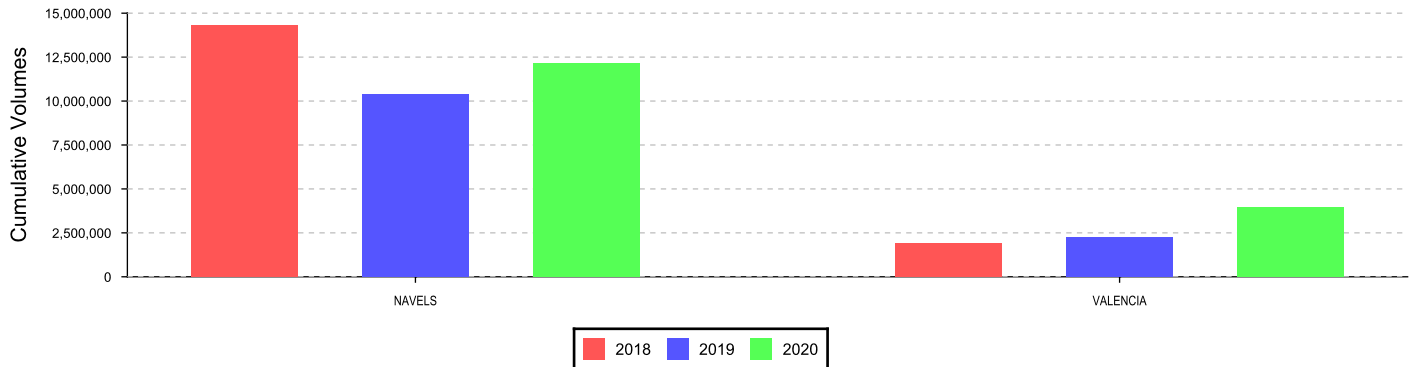
## ORANGES (15.00 kg Cartons )

Total ORANGES Exported



Region	Weekly volumes - Week 27									Cumulative volumes - YTD - week 27								
	2019 Air	2019 Ship	2019 Total	2020 Air	2020 Ship	2020 Total	Diff	%Diff		2019 Air	2019 Ship	2019 Total	2020 Air	2020 Ship	2020 Total	Diff	%Diff	Distr
Africa and Islands	0	45,709	45,709	0	21,192	21,192	-24,517	-54%		0	186,977	186,977	0	161,244	161,244	-25,733	-14%	1 %
Asia	0	214,066	214,066	0	96,400	96,400	-117,666	-55%		0	557,624	557,624	0	824,276	824,276	266,652	48%	5 %
Europe	0	904,924	904,924	0	1,586,240	1,586,240	681,316	75%		0	3,179,588	3,179,588	0	6,699,681	6,699,681	3,520,093	111%	41 %
Middle East	0	304,306	304,306	0	430,948	430,948	126,642	42%		0	2,401,113	2,401,113	0	2,557,356	2,557,356	156,243	7%	16 %
North-America	0	441,310	441,310	0	257,627	257,627	-183,683	-42%		0	1,493,750	1,493,750	0	1,709,066	1,709,066	215,316	14%	11 %
Other	0	0	0	0	0	0	0			0	0	0	0	0	0	0		0 %
Russian Federation	0	209,468	209,468	0	201,081	201,081	-8,387	-4%		0	1,340,520	1,340,520	0	1,179,952	1,179,952	-160,568	-12%	7 %
South East Asia	0	643,798	643,798	0	312,586	312,586	-331,212	-51%		0	2,917,553	2,917,553	0	1,564,030	1,564,030	-1,353,523	-46%	10 %
United Kingdom	0	179,754	179,754	0	318,071	318,071	138,317	77%		0	579,644	579,644	0	1,461,996	1,461,996	882,353	152%	9 %
<b>Total</b>	<b>0</b>	<b>2,943,335</b>	<b>2,943,335</b>	<b>0</b>	<b>3,224,146</b>	<b>3,224,146</b>	<b>280,810</b>	<b>10%</b>		<b>0</b>	<b>12,656,769</b>	<b>12,656,769</b>	<b>0</b>	<b>16,157,601</b>	<b>16,157,601</b>	<b>3,500,832</b>	<b>28%</b>	

Major Cultivars Currently Exported



Cumulative volumes - YTD	Africa and Islands	Asia	Europe	Middle East	North-America	Other	Russian Federation	South East Asia	United Kingdom	Total
	LATE NAVEL	246	6,080	103,480	17,984	2,443	0	9,032	33,773	1,784
NAVELS	141,107	432,269	4,280,043	2,120,569	1,565,370	0	919,311	970,526	1,102,990	11,532,184
RED NAVEL	10,123	9,303	99,983	29,504	137,476	0	63,223	112,353	7,104	469,067
UNKNOWN	0	0	0	0	0	0	0	0	0	0
VALENCIA	9,768	376,625	2,216,175	389,299	3,777	0	188,386	447,378	350,119	3,981,527
<b>Total</b>	<b>161,244</b>	<b>824,276</b>	<b>6,699,681</b>	<b>2,557,356</b>	<b>1,709,066</b>	<b>0</b>	<b>1,179,952</b>	<b>1,564,030</b>	<b>1,461,996</b>	<b>16,157,601</b>

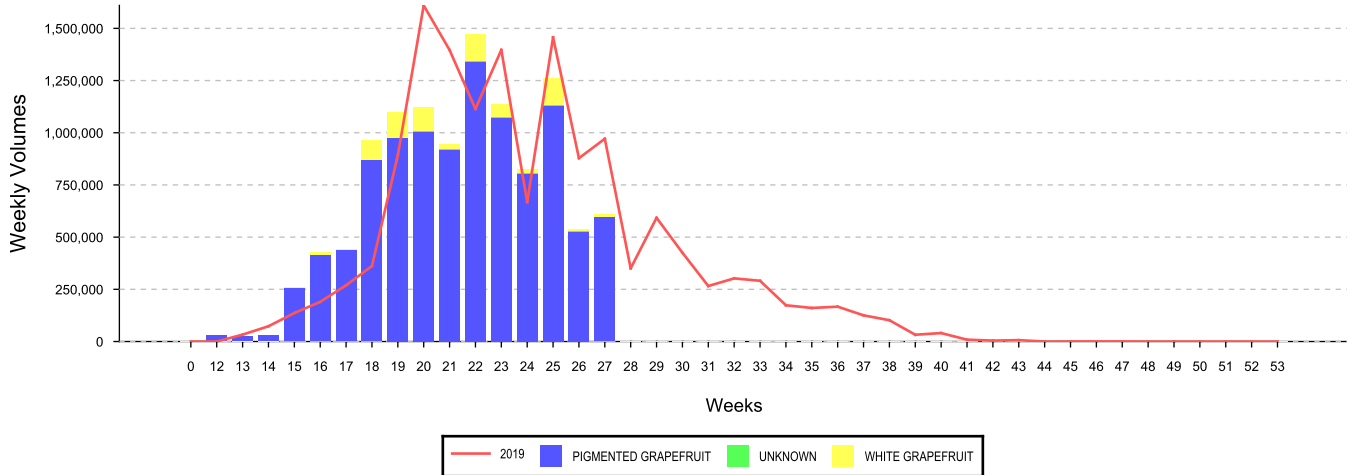
**Indemnity:**  
 Agri-hub shall take all reasonable precautions to ensure that any information and data provided by Agri-hub from its information sources are correct. Neither Agri-hub nor any of its directors, employees or information sources take any responsibility for action or losses that might occur as a result of the usage of this information.

### Historical week's export figures for the previous season (2019)

		Africa and Islands	Asia	Europe	Middle East	North-America	Other	Russian Federation	South East Asia	United Kingdom	Total Region Desc
Week 27	LATE NAVEL	962	169	16,719	1,135	224	0	4,630	6,114	1,569	31,522
	NAVELS	36,775	60,539	496,734	241,613	378,198	0	105,092	433,447	101,826	1,854,223
	RED NAVEL	4,221	0	7,969	494	50,331	0	6,847	59,570	0	129,433
	UNKNOWN	0	0	0	0	0	0	0	0	0	0
	VALENCIA	3,751	153,359	383,502	61,064	12,557	0	92,899	144,666	76,359	928,158
	Total Variety Group	45,709	214,066	904,924	304,306	441,310	0	209,468	643,798	179,754	2,943,335
Week 28	LATE NAVEL	316	1,926	14,527	36,707	903	0	0	48,644	0	103,023
	NAVELS	9,937	8,300	495,524	377,600	22,148	0	50,720	298,783	151,214	1,414,225
	RED NAVEL	0	0	9,835	5,732	21,430	0	163	23,897	1,039	62,095
	UNKNOWN	0	0	0	0	0	0	0	0	0	0
	VALENCIA	5,325	160,169	21,343	328,780	5,738	0	0	463,606	2,520	987,481
	Total Variety Group	15,577	170,395	541,228	748,818	50,219	0	50,883	834,929	154,773	2,566,824
Week 29	LATE NAVEL	337	1,653	43,383	1,495	2,014	0	9,420	43,980	898	103,179
	NAVELS	6,829	11,453	416,443	251,693	416,481	0	81,222	179,624	124,817	1,488,562
	RED NAVEL	7,875	0	6,452	158	89,646	0	6,511	25,672	1,729	138,043
	UNKNOWN	0	0	0	0	0	0	0	0	0	0
	VALENCIA	3,188	220,685	877,560	25,470	0	0	136,272	248,547	132,521	1,644,243
	Total Variety Group	18,230	233,792	1,343,837	278,815	508,141	0	233,426	497,823	259,965	3,374,028
Total week		79,516	618,252	2,789,989	1,331,940	999,670	0	493,778	1,976,550	594,492	8,884,186

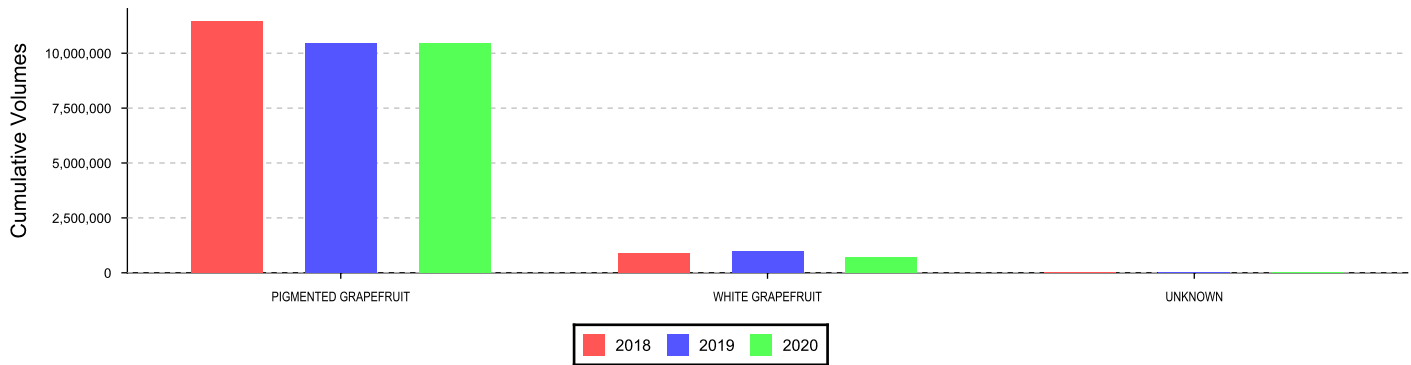
## GRAPEFRUIT (15.00 kg Cartons )

Total GRAPEFRUIT Exported



Region	Weekly volumes - Week 27									Cumulative volumes - YTD - week 27								
	2019 Air	2019 Ship	2019 Total	2020 Air	2020 Ship	2020 Total	Diff	%Diff		2019 Air	2019 Ship	2019 Total	2020 Air	2020 Ship	2020 Total	Diff	%Diff	Distr
Africa and Islands	0	1,408	1,408	0	2,076	2,076	668	47%		0	24,637	24,637	0	28,242	28,242	3,605	15%	0 %
Asia	0	264,369	264,369	0	28,581	28,581	-235,788	-89%		0	2,026,761	2,026,761	0	1,518,397	1,518,397	-508,365	-25%	14 %
Europe	0	422,621	422,621	0	248,724	248,724	-173,897	-41%		0	4,908,274	4,908,274	0	4,771,328	4,771,328	-136,946	-3%	43 %
Middle East	0	11,007	11,007	0	698	698	-10,308	-94%		0	322,490	322,490	0	189,489	189,489	-133,001	-41%	2 %
North-America	0	102,410	102,410	0	81,959	81,959	-20,450	-20%		0	408,018	408,018	0	389,559	389,559	-18,459	-5%	3 %
Other	0	0	0	0	0	0	0			0	0	0	0	384	384	384		0 %
Russian Federation	0	32,221	32,221	0	74,577	74,577	42,356	131%		0	856,053	856,053	0	822,997	822,997	-33,056	-4%	7 %
South East Asia	0	77,532	77,532	0	136,976	136,976	59,444	77%		0	2,349,157	2,349,157	0	2,955,756	2,955,756	606,599	26%	26 %
United Kingdom	0	59,523	59,523	0	33,277	33,277	-26,246	-44%		0	551,382	551,382	0	510,084	510,084	-41,299	-7%	5 %
<b>Total</b>	<b>0</b>	<b>971,090</b>	<b>971,090</b>	<b>0</b>	<b>606,870</b>	<b>606,870</b>	<b>-364,221</b>	<b>-38%</b>		<b>0</b>	<b>11,446,772</b>	<b>11,446,772</b>	<b>0</b>	<b>11,186,235</b>	<b>11,186,235</b>	<b>-260,537</b>	<b>-2%</b>	

Major Cultivars Currently Exported



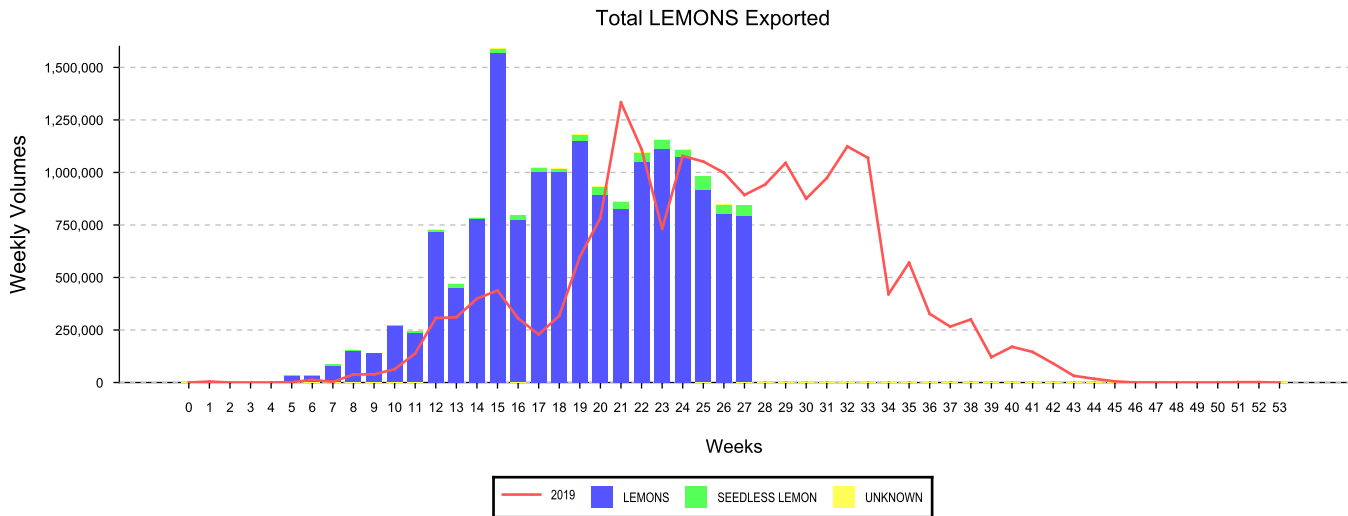
Cumulative volumes - YTD	Africa and Islands	Asia	Europe	Middle East	North-America	Other	Russian Federation	South East Asia	United Kingdom	Total
	PIGMENTED	27,367	1,095,619	4,550,221	178,651	388,114	384	805,475	2,945,290	455,937
UNKNOWN	667	0	594	8,731	831	0	10,756	293	0	21,872
WHITE	208	422,777	220,513	2,107	613	0	6,765	10,173	54,147	717,305
<b>Total</b>	<b>28,242</b>	<b>1,518,397</b>	<b>4,771,328</b>	<b>189,489</b>	<b>389,559</b>	<b>384</b>	<b>822,997</b>	<b>2,955,756</b>	<b>510,084</b>	<b>11,186,235</b>

Indemnity: Agri-hub shall take all reasonable precautions to ensure that any information and data provided by Agri-hub from its information sources are correct. Neither Agri-hub nor any of its directors, employees or information sources take any responsibility for action or losses that might occur as a result of the usage of this information.

## Historical week's export figures for the previous season (2019)

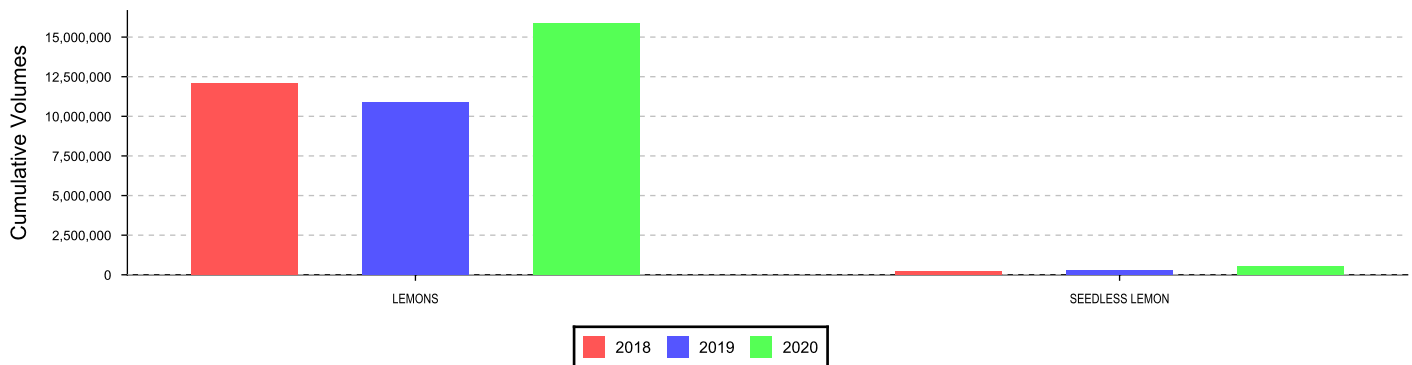
		Africa and Islands	Asia	Europe	Middle East	North-America	Other	Russian Federation	South East Asia	United Kingdom	Total Region Desc
Week 27	PIGMENTED	1,408	149,470	405,359	11,007	102,410	0	31,140	77,532	56,386	834,712
	UNKNOWN	0	0	0	0	0	0	0	0	0	0
	WHITE	0	114,899	17,262	0	0	0	1,081	0	3,137	136,378
	Total Variety Group	1,408	264,369	422,621	11,007	102,410	0	32,221	77,532	59,523	971,090
Week 28	PIGMENTED	1,344	25,871	75,590	19,027	24,120	0	0	193,779	10,736	350,467
	UNKNOWN	0	0	0	0	0	0	0	0	0	0
	WHITE	0	0	0	0	0	0	0	0	0	0
	Total Variety Group	1,344	25,871	75,590	19,027	24,120	0	0	193,779	10,736	350,467
Week 29	PIGMENTED	832	121,341	232,819	4,558	63,729	0	27,149	46,413	18,925	515,766
	UNKNOWN	0	0	0	0	0	0	0	0	0	0
	WHITE	0	65,476	9,191	0	0	0	2,138	0	0	76,805
	Total Variety Group	832	186,818	242,010	4,558	63,729	0	29,287	46,413	18,925	592,571
Total week		3,584	477,058	740,221	34,592	190,258	0	61,508	317,724	89,184	1,914,128

## LEMONS (15.00 kg Cartons )



Region	Weekly volumes - Week 27									Cumulative volumes - YTD - week 27								
	2019 Air	2019 Ship	2019 Total	2020 Air	2020 Ship	2020 Total	Diff	%Diff		2019 Air	2019 Ship	2019 Total	2020 Air	2020 Ship	2020 Total	Diff	%Diff	Distr
Africa and Islands	0	4,614	4,614	0	8,583	8,583	3,969	86%		0	66,493	66,493	0	117,758	117,758	51,265	77%	1 %
Asia	0	19,976	19,976	0	0	0	-19,976	-100%		0	96,655	96,655	0	44,298	44,298	-52,357	-54%	0 %
Europe	0	374,428	374,428	0	407,121	407,121	32,693	9%		0	2,627,041	2,627,041	0	5,067,209	5,067,209	2,440,168	93%	31 %
Middle East	0	247,321	247,321	0	177,598	177,598	-69,723	-28%		0	4,684,838	4,684,838	0	6,551,402	6,551,402	1,866,563	40%	40 %
North-America	0	45,912	45,912	0	36,901	36,901	-9,011	-20%		0	473,636	473,636	0	720,249	720,249	246,613	52%	4 %
Other	0	0	0	0	0	0	0			0	0	0	0	0	0	0		0 %
Russian Federation	0	44,165	44,165	0	72,932	72,932	28,767	65%		0	1,375,828	1,375,828	0	1,513,354	1,513,354	137,526	10%	9 %
South East Asia	0	81,044	81,044	0	24,935	24,935	-56,109	-69%		0	1,291,335	1,291,335	0	953,984	953,984	-337,351	-26%	6 %
United Kingdom	0	75,474	75,474	0	117,376	117,376	41,902	56%		0	573,839	573,839	0	1,440,650	1,440,650	866,811	151%	9 %
<b>Total</b>	<b>0</b>	<b>892,935</b>	<b>892,935</b>	<b>0</b>	<b>845,447</b>	<b>845,447</b>	<b>-47,488</b>	<b>-5%</b>		<b>0</b>	<b>11,189,666</b>	<b>11,189,666</b>	<b>0</b>	<b>16,408,905</b>	<b>16,408,905</b>	<b>5,219,239</b>	<b>47%</b>	

### Major Cultivars Currently Exported



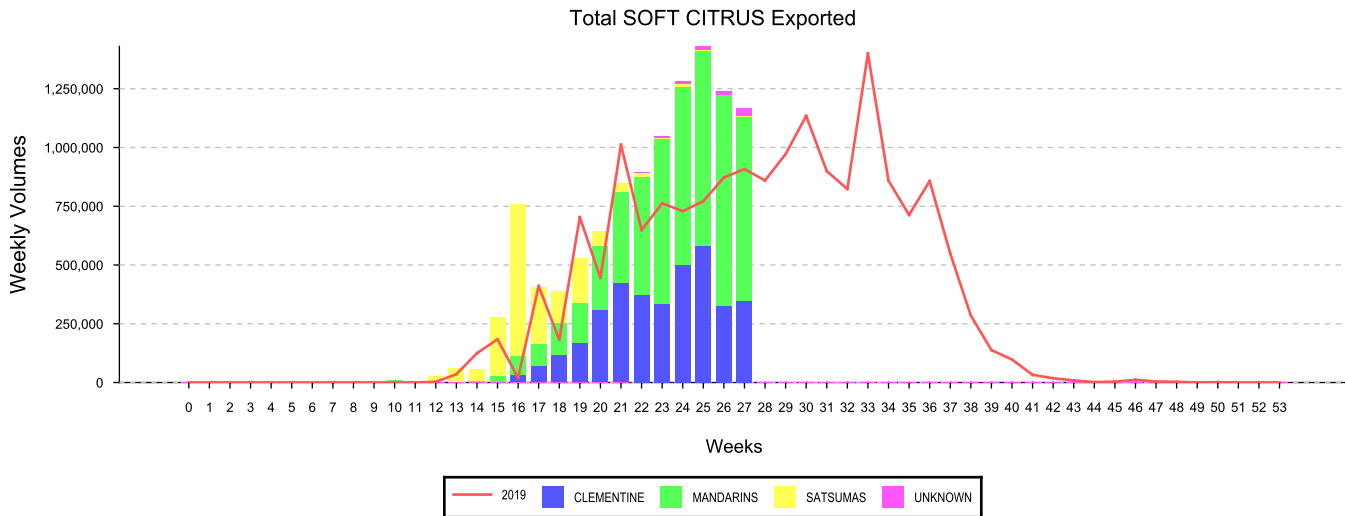
Cumulative volumes - YTD	Africa and Islands	Asia	Europe	Middle East	North-America	Other	Russian Federation	South East Asia	United Kingdom	Total
	LEMONS	98,207	37,112	4,865,061	6,377,681	676,933	0	1,486,930	948,476	1,380,740
LEMONS SEEDLESS	19,552	7,187	199,366	170,307	43,316	0	26,424	5,508	56,151	527,810
UNKNOWN	0	0	2,781	3,414	0	0	0	0	3,759	9,954
<b>Total</b>	<b>117,758</b>	<b>44,298</b>	<b>5,067,209</b>	<b>6,551,402</b>	<b>720,249</b>	<b>0</b>	<b>1,513,354</b>	<b>953,984</b>	<b>1,440,650</b>	<b>16,408,905</b>

**Indemnity:**  
 Agri-hub shall take all reasonable precautions to ensure that any information and data provided by Agri-hub from its information sources are correct. Neither Agri-hub nor any of its directors, employees or information sources take any responsibility for action or losses that might occur as a result of the usage of this information.

## Historical week's export figures for the previous season (2019)

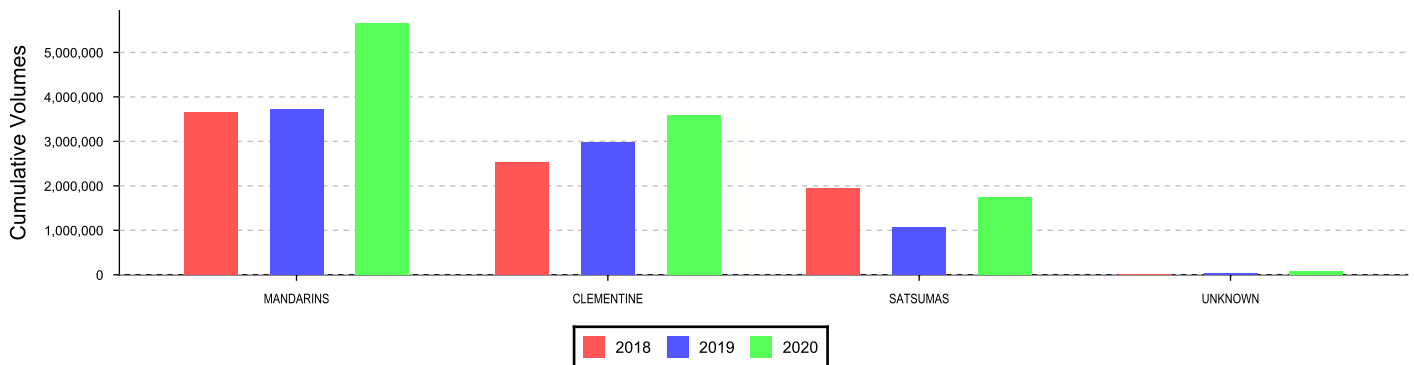
		Africa and Islands	Asia	Europe	Middle East	North-America	Other	Russian Federation	South East Asia	United Kingdom	Total Region Desc
Week 27	LEMONS	4,614	19,399	360,393	226,353	41,597	0	43,240	79,133	75,410	850,139
	LEMONS SEEDLESS	0	577	14,035	20,968	4,315	0	926	1,911	64	42,796
	UNKNOWN	0	0	0	0	0	0	0	0	0	0
	Total Variety Group	4,614	19,976	374,428	247,321	45,912	0	44,165	81,044	75,474	892,935
Week 28	LEMONS	3,840	1,653	363,133	351,324	4,918	0	17,169	37,955	111,928	891,921
	LEMONS SEEDLESS	1,753	0	25,340	17,757	969	0	2,302	3	2,057	50,180
	UNKNOWN	0	0	0	0	0	0	0	0	0	0
	Total Variety Group	5,593	1,653	388,473	369,080	5,887	0	19,472	37,958	113,985	942,101
Week 29	LEMONS	8,233	4,719	363,664	276,147	78,355	0	54,782	93,735	115,472	995,108
	LEMONS SEEDLESS	1,707	0	18,504	16,078	6,817	0	1,670	1,038	4,231	50,044
	UNKNOWN	0	0	0	0	0	0	0	0	0	0
	Total Variety Group	9,940	4,719	382,168	292,225	85,173	0	56,452	94,774	119,703	1,045,153
Total week		20,147	26,349	1,145,068	908,626	136,972	0	120,089	213,776	309,163	2,880,189

## SOFT CITRUS (15.00 kg Cartons )



Region	Weekly volumes - Week 27									Cumulative volumes - YTD - week 27								
	2019 Air	2019 Ship	2019 Total	2020 Air	2020 Ship	2020 Total	Diff	%Diff		2019 Air	2019 Ship	2019 Total	2020 Air	2020 Ship	2020 Total	Diff	%Diff	Distr
Africa and Islands	0	32,785	32,785	0	26,736	26,736	-6,049	-18%		0	203,640	203,640	0	277,417	277,417	73,778	36%	3 %
Asia	0	83,403	83,403	0	55,025	55,025	-28,377	-34%		0	381,175	381,175	0	538,257	538,257	157,082	41%	5 %
Europe	0	199,254	199,254	0	328,838	328,838	129,585	65%		0	1,512,662	1,512,662	0	2,604,337	2,604,337	1,091,675	72%	24 %
Middle East	0	51,320	51,320	0	112,168	112,168	60,847	119%		0	712,387	712,387	0	1,106,202	1,106,202	393,815	55%	10 %
North-America	0	118,348	118,348	0	237,259	237,259	118,911	100%		0	724,396	724,396	0	1,234,860	1,234,860	510,464	70%	11 %
Other	0	0	0	0	0	0	0			0	0	0	0	0	0	0		0 %
Russian Federation	0	58,244	58,244	0	80,573	80,573	22,328	38%		0	1,014,665	1,014,665	0	1,001,099	1,001,099	-13,566	-1%	9 %
South East Asia	0	205,339	205,339	0	53,575	53,575	-151,764	-74%		0	961,367	961,367	0	556,379	556,379	-404,989	-42%	5 %
United Kingdom	0	159,198	159,198	0	272,469	272,469	113,271	71%		0	2,300,334	2,300,334	0	3,746,115	3,746,115	1,445,781	63%	34 %
<b>Total</b>	<b>0</b>	<b>907,891</b>	<b>907,891</b>	<b>0</b>	<b>1,166,643</b>	<b>1,166,643</b>	<b>258,752</b>	<b>29%</b>		<b>0</b>	<b>7,810,626</b>	<b>7,810,626</b>	<b>0</b>	<b>11,064,665</b>	<b>11,064,665</b>	<b>3,254,039</b>	<b>42%</b>	

### Major Cultivars Currently Exported



Cumulative volumes - YTD	Africa and Islands	Asia	Europe	Middle East	North-America	Other	Russian Federation	South East Asia	United Kingdom	Total
CLEMENTINE	14,597	7,167	780,014	109,583	655,322	0	112,036	6,818	1,910,726	3,596,263
MANDARINS	244,822	510,097	1,345,366	973,041	579,322	0	510,982	538,765	953,035	5,655,430
SATSUMAS	2,859	0	459,541	22,339	217	0	377,014	0	871,284	1,733,254
UNKNOWN	15,139	20,992	19,415	1,238	0	0	1,067	10,796	11,070	79,718
<b>Total</b>	<b>277,417</b>	<b>538,257</b>	<b>2,604,337</b>	<b>1,106,202</b>	<b>1,234,860</b>	<b>0</b>	<b>1,001,099</b>	<b>556,379</b>	<b>3,746,115</b>	<b>11,064,665</b>

**Indemnity:**  
 Agri-hub shall take all reasonable precautions to ensure that any information and data provided by Agri-hub from its information sources are correct. Neither Agri-hub nor any of its directors, employees or information sources take any responsibility for action or losses that might occur as a result of the usage of this information.

### Historical week's export figures for the previous season (2019)

		Africa and Islands	Asia	Europe	Middle East	North-America	Other	Russian Federation	South East Asia	United Kingdom	Total Region Desc
Week 27	CLEMENTINE	793	3,241	19,391	72	21,512	0	10,142	0	62,247	117,398
	MANDARINS	30,268	80,161	179,863	49,950	96,836	0	48,103	205,339	96,951	787,471
	SATSUMAS	0	0	0	0	0	0	0	0	0	0
	UNKNOWN	1,724	0	0	1,298	0	0	0	0	0	3,022
	Total Variety Group	32,785	83,403	199,254	51,320	118,348	0	58,244	205,339	159,198	907,891
Week 28	CLEMENTINE	208	0	19,722	7,801	0	0	14,315	0	44,029	86,074
	MANDARINS	8,642	86,795	126,325	185,080	26,096	0	20,607	204,196	110,220	767,962
	SATSUMAS	0	0	0	0	0	0	0	0	4,222	4,222
	UNKNOWN	0	0	0	955	0	0	0	607	0	1,562
	Total Variety Group	8,850	86,795	146,046	193,836	26,096	0	34,921	204,804	158,471	859,821
Week 29	CLEMENTINE	577	0	2,076	9,363	7,089	0	15,327	0	19,232	53,665
	MANDARINS	42,714	91,420	191,553	93,529	127,951	0	59,377	166,373	145,314	918,230
	SATSUMAS	0	0	0	0	0	0	0	0	0	0
	UNKNOWN	0	0	0	0	0	0	0	0	0	0
	Total Variety Group	43,291	91,420	193,629	102,893	135,040	0	74,704	166,373	164,546	971,895
Total week		84,926	261,618	538,929	348,049	279,485	0	167,869	576,516	482,215	2,739,607