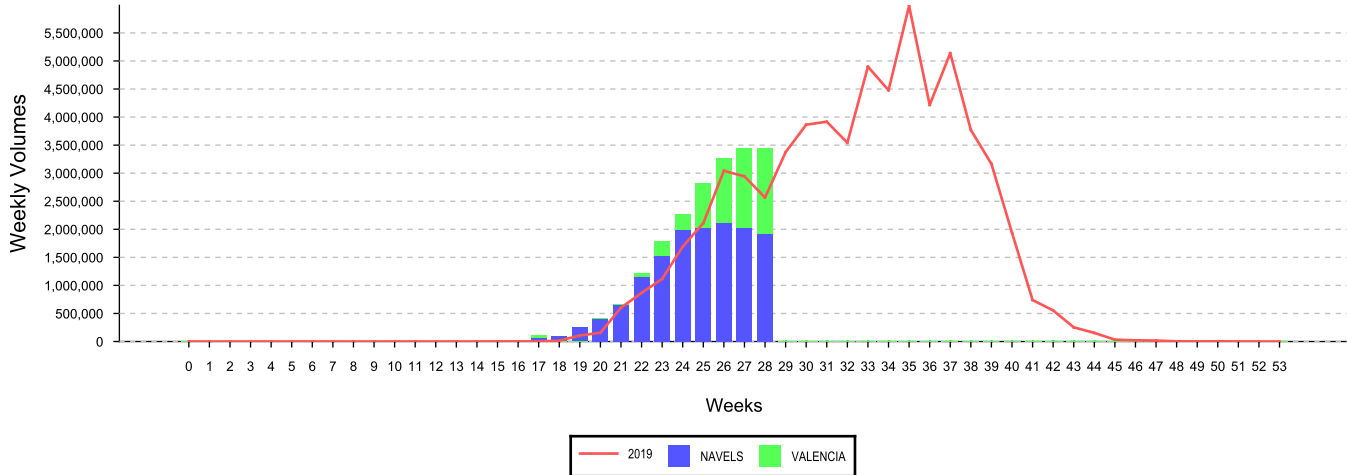


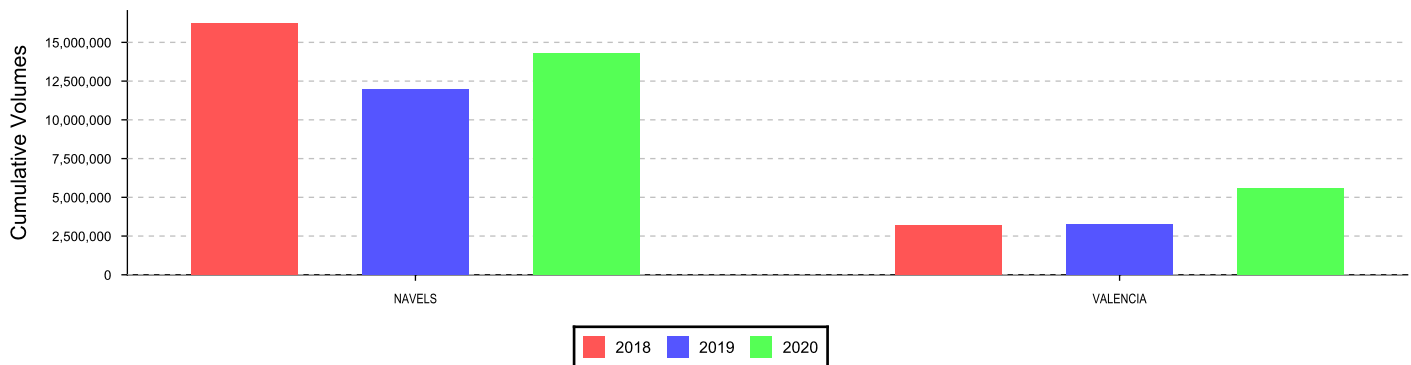
ORANGES (15.00 kg Cartons)

Total ORANGES Exported



Region	Weekly volumes - Week 28									Cumulative volumes - YTD - week 28								
	2019 Air	2019 Ship	2019 Total	2020 Air	2020 Ship	2020 Total	Diff	%Diff		2019 Air	2019 Ship	2019 Total	2020 Air	2020 Ship	2020 Total	Diff	%Diff	Distr
Africa and Islands	0	15,577	15,577	0	23,876	23,876	8,299	53%		0	202,554	202,554	0	174,551	174,551	-28,003	-14%	1 %
Asia	0	170,395	170,395	0	361,438	361,438	191,043	112%		0	728,018	728,018	0	1,193,792	1,193,792	465,774	64%	6 %
Europe	0	541,228	541,228	0	1,034,465	1,034,465	493,237	91%		0	3,720,817	3,720,817	0	7,810,043	7,810,043	4,089,226	110%	39 %
Middle East	0	748,818	748,818	0	565,812	565,812	-183,006	-24%		0	3,149,931	3,149,931	0	3,126,771	3,126,771	-23,160	-1%	16 %
North-America	0	50,219	50,219	0	488,105	488,105	437,886	872%		0	1,543,969	1,543,969	0	2,310,400	2,310,400	766,431	50%	12 %
Other	0	0	0	0	0	0	0			0	0	0	0	0	0	0		0 %
Russian Federation	0	50,883	50,883	0	221,869	221,869	170,986	336%		0	1,391,404	1,391,404	0	1,446,010	1,446,010	54,606	4%	7 %
South East Asia	0	834,929	834,929	0	619,184	619,184	-215,746	-26%		0	3,752,482	3,752,482	0	2,184,546	2,184,546	-1,567,936	-42%	11 %
United Kingdom	0	154,773	154,773	0	132,923	132,923	-21,850	-14%		0	734,416	734,416	0	1,599,558	1,599,558	865,142	118%	8 %
Total	0	2,566,824	2,566,824	0	3,447,672	3,447,672	880,848	34%		0	15,223,592	15,223,592	0	19,845,672	19,845,672	4,622,080	30%	

Major Cultivars Currently Exported



Cumulative volumes - YTD	Africa and Islands	Asia	Europe	Middle East	North-America	Other	Russian Federation	South East Asia	United Kingdom	Total
	LATE NAVEL	246	9,220	157,692	58,763	5,516	0	14,938	96,770	2,177
NAVELS	153,292	518,347	4,819,468	2,412,048	2,059,953	0	1,004,800	1,119,645	1,206,648	13,294,200
RED NAVEL	9,996	11,221	117,020	35,430	226,327	0	90,803	126,851	7,927	625,574
UNKNOWN	0	0	0	0	0	0	0	0	0	0
VALENCIA	11,017	655,004	2,715,862	620,531	18,604	0	335,469	841,280	382,806	5,580,574
Total	174,551	1,193,792	7,810,043	3,126,771	2,310,400	0	1,446,010	2,184,546	1,599,558	19,845,672

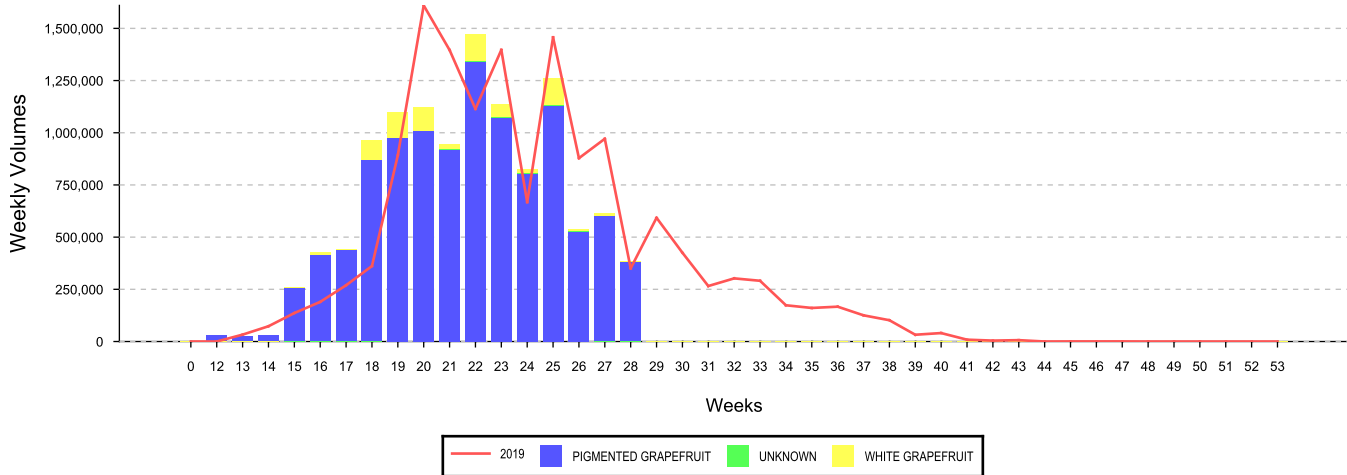
Indemnity:
Agri-hub shall take all reasonable precautions to ensure that any information and data provided by Agri-hub from its information sources are correct. Neither Agri-hub nor any of its directors, employees or information sources take any responsibility for action or losses that might occur as a result of the usage of this information.

Historical week's export figures for the previous season (2019)

		Africa and Islands	Asia	Europe	Middle East	North-America	Other	Russian Federation	South East Asia	United Kingdom	Total Region Desc
Week 28	LATE NAVEL	316	1,926	14,527	36,707	903	0	0	48,644	0	103,023
	NAVELS	9,937	8,300	495,524	377,600	22,148	0	50,720	298,783	151,214	1,414,225
	RED NAVEL	0	0	9,835	5,732	21,430	0	163	23,897	1,039	62,095
	UNKNOWN	0	0	0	0	0	0	0	0	0	0
	VALENCIA	5,325	160,169	21,343	328,780	5,738	0	0	463,606	2,520	987,481
	Total Variety Group	15,577	170,395	541,228	748,818	50,219	0	50,883	834,929	154,773	2,566,824
Week 29	LATE NAVEL	337	1,653	43,383	1,495	2,014	0	9,420	43,980	898	103,179
	NAVELS	6,829	11,453	416,443	251,693	416,481	0	81,222	179,624	124,817	1,488,562
	RED NAVEL	7,875	0	6,452	158	89,646	0	6,511	25,672	1,729	138,043
	UNKNOWN	0	0	0	0	0	0	0	0	0	0
	VALENCIA	3,188	220,685	877,560	25,470	0	0	136,272	248,547	132,521	1,644,243
	Total Variety Group	18,230	233,792	1,343,837	278,815	508,141	0	233,426	497,823	259,965	3,374,028
Week 30	LATE NAVEL	674	0	72,304	42,669	4,252	0	11,348	75,693	10,852	217,792
	NAVELS	18,932	22,395	411,563	167,200	57,754	0	38,461	187,432	90,637	994,374
	RED NAVEL	3,891	0	16,587	0	4,386	0	4,441	35,646	0	64,951
	UNKNOWN	0	0	0	0	0	0	0	0	0	0
	VALENCIA	2,599	177,293	1,229,422	287,563	20,528	0	77,682	597,778	193,981	2,586,847
	Total Variety Group	26,097	199,688	1,729,876	497,432	86,920	0	131,932	896,548	295,470	3,863,964
Total week		59,905	603,874	3,614,941	1,525,066	645,280	0	416,241	2,229,300	710,207	9,804,815

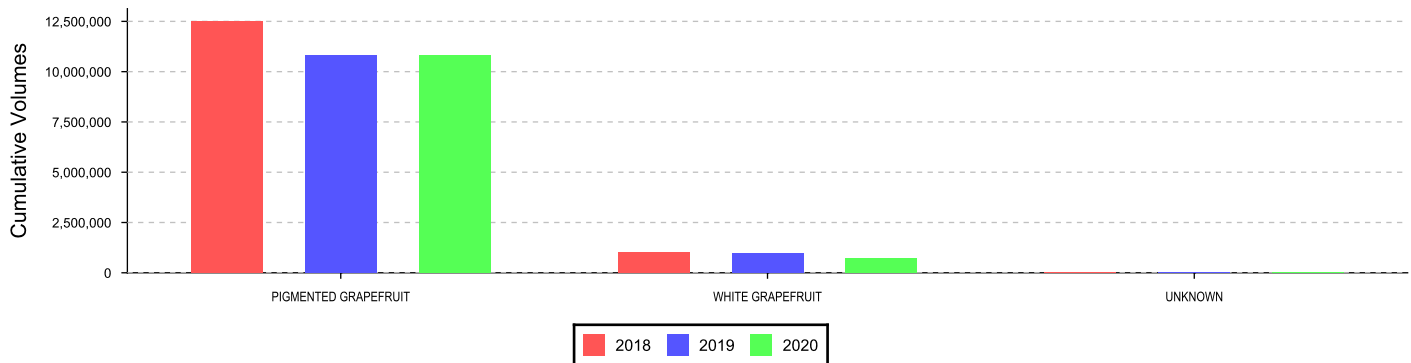
GRAPEFRUIT (15.00 kg Cartons)

Total GRAPEFRUIT Exported



Region	Weekly volumes - Week 28									Cumulative volumes - YTD - week 28								
	2019 Air	2019 Ship	2019 Total	2020 Air	2020 Ship	2020 Total	Diff	%Diff		2019 Air	2019 Ship	2019 Total	2020 Air	2020 Ship	2020 Total	Diff	%Diff	Distr
Africa and Islands	0	1,344	1,344	0	470	470	-874	-65%		0	25,981	25,981	0	26,792	26,792	812	3%	0 %
Asia	0	25,871	25,871	0	30,568	30,568	4,697	18%		0	2,052,632	2,052,632	0	1,548,965	1,548,965	-503,668	-25%	13 %
Europe	0	75,590	75,590	0	88,195	88,195	12,605	17%		0	4,983,864	4,983,864	0	4,871,723	4,871,723	-112,140	-2%	42 %
Middle East	0	19,027	19,027	0	9,723	9,723	-9,305	-49%		0	341,518	341,518	0	199,315	199,315	-142,203	-42%	2 %
North-America	0	24,120	24,120	0	38,374	38,374	14,254	59%		0	432,138	432,138	0	429,303	429,303	-2,836	-1%	4 %
Other	0	0	0	0	0	0	0			0	0	0	0	384	384	384	%	0 %
Russian Federation	0	0	0	0	45,317	45,317	45,317	%		0	856,053	856,053	0	868,215	868,215	12,162	1%	7 %
South East Asia	0	193,779	193,779	0	158,422	158,422	-35,357	-18%		0	2,542,936	2,542,936	0	3,112,776	3,112,776	569,840	22%	27 %
United Kingdom	0	10,736	10,736	0	11,888	11,888	1,152	11%		0	562,118	562,118	0	521,748	521,748	-40,370	-7%	5 %
Total	0	350,467	350,467	0	382,958	382,958	32,491	9%		0	11,797,239	11,797,239	0	11,579,220	11,579,220	-218,019	-2%	

Major Cultivars Currently Exported



Cumulative volumes - YTD	Africa and Islands	Asia	Europe	Middle East	North-America	Other	Russian Federation	South East Asia	United Kingdom	Total
	PIGMENTED	25,918	1,126,187	4,650,616	187,077	427,858	384	850,693	3,102,309	467,601
UNKNOWN	667	0	594	8,731	831	0	10,756	293	0	21,872
WHITE	208	422,777	220,513	3,507	613	0	6,765	10,173	54,147	718,705
Total	26,792	1,548,965	4,871,723	199,315	429,303	384	868,215	3,112,776	521,748	11,579,220

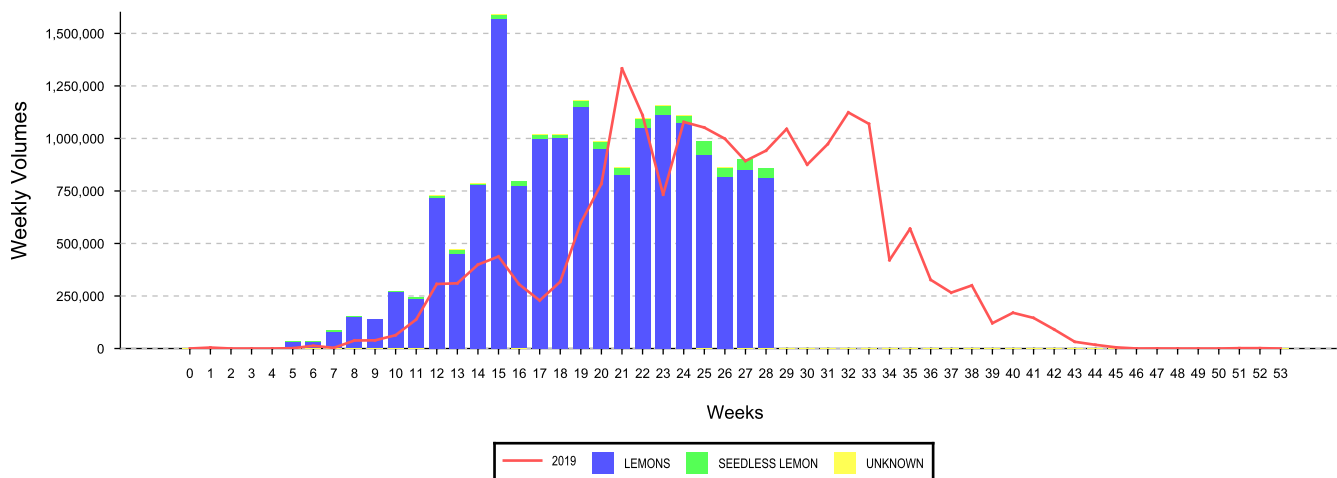
Indemnity:
 Agri-hub shall take all reasonable precautions to ensure that any information and data provided by Agri-hub from its information sources are correct. Neither Agri-hub nor any of its directors, employees or information sources take any responsibility for action or losses that might occur as a result of the usage of this information.

Historical week's export figures for the previous season (2019)

		Africa and Islands	Asia	Europe	Middle East	North-America	Other	Russian Federation	South East Asia	United Kingdom	Total Region Desc
Week 28	PIGMENTED	1,344	25,871	75,590	19,027	24,120	0	0	193,779	10,736	350,467
	UNKNOWN	0	0	0	0	0	0	0	0	0	0
	WHITE	0	0	0	0	0	0	0	0	0	0
	Total Variety Group	1,344	25,871	75,590	19,027	24,120	0	0	193,779	10,736	350,467
Week 29	PIGMENTED	832	121,341	232,819	4,558	63,729	0	27,149	46,413	18,925	515,766
	UNKNOWN	0	0	0	0	0	0	0	0	0	0
	WHITE	0	65,476	9,191	0	0	0	2,138	0	0	76,805
	Total Variety Group	832	186,818	242,010	4,558	63,729	0	29,287	46,413	18,925	592,571
Week 30	PIGMENTED	526	31,800	219,291	8,334	46,550	0	16,983	50,592	48,830	422,906
	UNKNOWN	0	0	0	0	0	0	0	0	0	0
	WHITE	0	0	1,467	0	0	0	1,013	0	0	2,480
	Total Variety Group	526	31,800	220,758	8,334	46,550	0	17,997	50,592	48,830	425,386
Total week		2,702	244,489	538,357	31,919	134,399	0	47,284	290,784	78,491	1,368,424

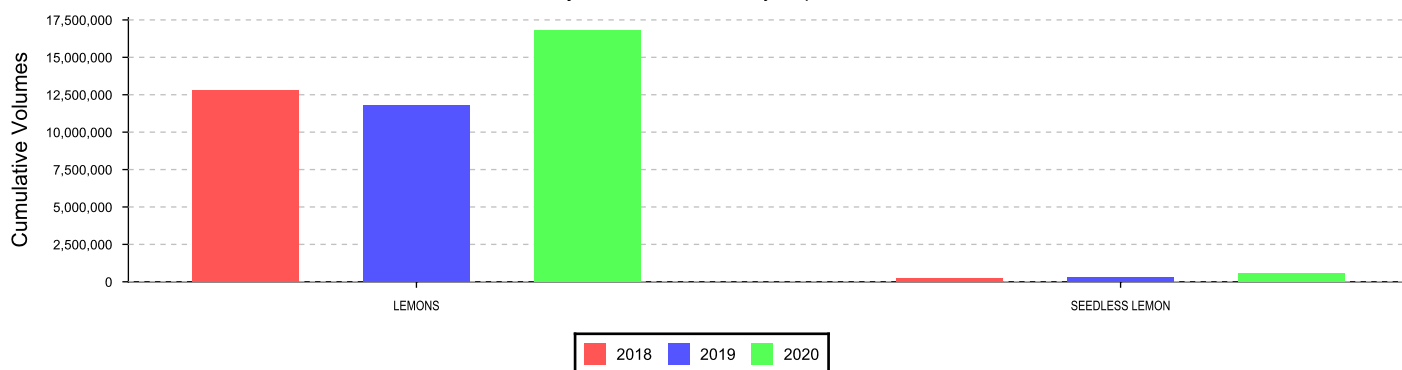
LEMONS (15.00 kg Cartons)

Total LEMONS Exported



Region	Weekly volumes - Week 28									Cumulative volumes - YTD - week 28								
	2019 Air	2019 Ship	2019 Total	2020 Air	2020 Ship	2020 Total	Diff	%Diff		2019 Air	2019 Ship	2019 Total	2020 Air	2020 Ship	2020 Total	Diff	%Diff	Distr
Africa and Islands	0	5,593	5,593	0	246	246	-5,346	-96%		0	72,086	72,086	0	117,215	117,215	45,130	63%	1 %
Asia	0	1,653	1,653	0	5,753	5,753	4,099	248%		0	98,308	98,308	0	50,051	50,051	-48,257	-49%	0 %
Europe	0	388,473	388,473	0	294,401	294,401	-94,072	-24%		0	3,015,514	3,015,514	0	5,412,168	5,412,168	2,396,654	79%	31 %
Middle East	0	369,080	369,080	0	279,141	279,141	-89,939	-24%		0	5,053,919	5,053,919	0	6,889,333	6,889,333	1,835,414	36%	40 %
North-America	0	5,887	5,887	0	61,987	61,987	56,101	953%		0	479,523	479,523	0	779,416	779,416	299,893	63%	4 %
Other	0	0	0	0	0	0	0			0	0	0	0	0	0	0		0 %
Russian Federation	0	19,472	19,472	0	63,175	63,175	43,703	224%		0	1,395,300	1,395,300	0	1,596,713	1,596,713	201,412	14%	9 %
South East Asia	0	37,958	37,958	0	44,085	44,085	6,127	16%		0	1,329,293	1,329,293	0	999,712	999,712	-329,581	-25%	6 %
United Kingdom	0	113,985	113,985	0	108,612	108,612	-5,373	-5%		0	687,825	687,825	0	1,549,216	1,549,216	861,392	125%	9 %
Total	0	942,101	942,101	0	857,400	857,400	-84,701	-9%		0	12,131,767	12,131,767	0	17,393,824	17,393,824	5,262,057	43%	

Major Cultivars Currently Exported



Cumulative volumes - YTD	Africa and Islands	Asia	Europe	Middle East	North-America	Other	Russian Federation	South East Asia	United Kingdom	Total
	LEMONS	97,664	42,864	5,197,276	6,705,542	721,319	0	1,566,822	992,233	1,483,784
LEMONS SEEDLESS	19,552	7,187	212,111	180,377	58,097	0	29,891	7,478	61,674	576,366
UNKNOWN	0	0	2,781	3,414	0	0	0	0	3,759	9,954
Total	117,215	50,051	5,412,168	6,889,333	779,416	0	1,596,713	999,712	1,549,216	17,393,824

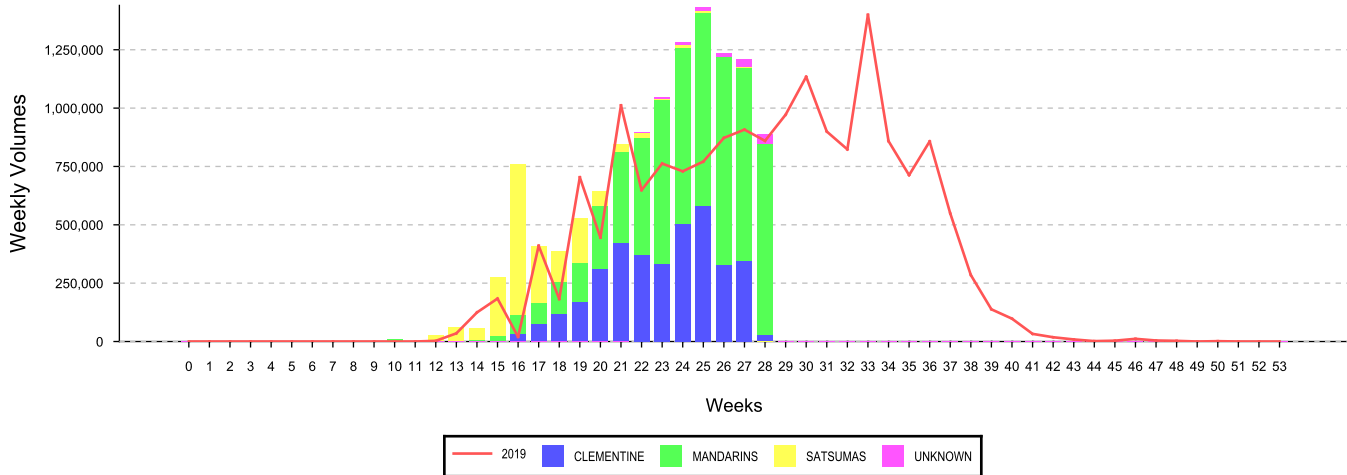
Indemnity:
 Agri-hub shall take all reasonable precautions to ensure that any information and data provided by Agri-hub from its information sources are correct. Neither Agri-hub nor any of its directors, employees or information sources take any responsibility for action or losses that might occur as a result of the usage of this information.

Historical week's export figures for the previous season (2019)

		Africa and Islands	Asia	Europe	Middle East	North-America	Other	Russian Federation	South East Asia	United Kingdom	Total Region Desc
Week 28	LEMONS	3,840	1,653	363,133	351,324	4,918	0	17,169	37,955	111,928	891,921
	LEMONS SEEDLESS	1,753	0	25,340	17,757	969	0	2,302	3	2,057	50,180
	UNKNOWN	0	0	0	0	0	0	0	0	0	0
	Total Variety Group	5,593	1,653	388,473	369,080	5,887	0	19,472	37,958	113,985	942,101
Week 29	LEMONS	8,233	4,719	363,664	276,147	78,355	0	54,782	93,735	115,472	995,108
	LEMONS SEEDLESS	1,707	0	18,504	16,078	6,817	0	1,670	1,038	4,231	50,044
	UNKNOWN	0	0	0	0	0	0	0	0	0	0
	Total Variety Group	9,940	4,719	382,168	292,225	85,173	0	56,452	94,774	119,703	1,045,153
Week 30	LEMONS	5,189	3,342	395,059	169,278	37,096	0	34,004	100,038	97,881	841,887
	LEMONS SEEDLESS	1,050	0	22,312	999	2,883	0	4,157	817	1,332	33,550
	UNKNOWN	0	0	0	0	0	0	0	0	0	0
	Total Variety Group	6,239	3,342	417,371	170,277	39,979	0	38,161	100,855	99,214	875,437
Total week		21,772	9,715	1,188,011	831,582	131,038	0	114,084	233,586	332,902	2,862,691

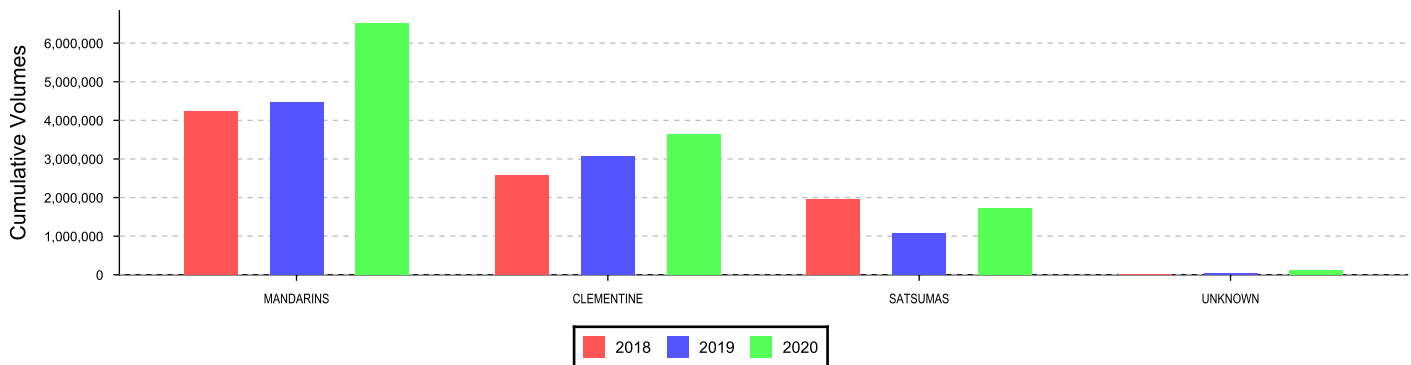
SOFT CITRUS (15.00 kg Cartons)

Total SOFT CITRUS Exported



Region	Weekly volumes - Week 28								Cumulative volumes - YTD - week 28								
	2019 Air	2019 Ship	2019 Total	2020 Air	2020 Ship	2020 Total	Diff	%Diff	2019 Air	2019 Ship	2019 Total	2020 Air	2020 Ship	2020 Total	Diff	%Diff	Distr
Africa and Islands	0	8,850	8,850	0	11,188	11,188	2,338	26%	0	212,490	212,490	0	283,444	283,444	70,954	33%	2 %
Asia	0	86,795	86,795	0	112,527	112,527	25,732	30%	0	467,970	467,970	0	653,811	653,811	185,841	40%	5 %
Europe	0	146,046	146,046	0	186,504	186,504	40,458	28%	0	1,658,709	1,658,709	0	2,803,352	2,803,352	1,144,643	69%	23 %
Middle East	0	193,836	193,836	0	133,870	133,870	-59,966	-31%	0	906,223	906,223	0	1,239,950	1,239,950	333,727	37%	10 %
North-America	0	26,096	26,096	0	106,101	106,101	80,005	307%	0	750,492	750,492	0	1,360,427	1,360,427	609,934	81%	11 %
Other	0	0	0	0	0	0	0		0	0	0	0	0	0	0		0 %
Russian Federation	0	34,921	34,921	0	66,228	66,228	31,306	90%	0	1,049,586	1,049,586	0	1,080,872	1,080,872	31,286	3%	9 %
South East Asia	0	204,804	204,804	0	150,186	150,186	-54,618	-27%	0	1,166,171	1,166,171	0	705,111	705,111	-461,061	-40%	6 %
United Kingdom	0	158,471	158,471	0	118,489	118,489	-39,982	-25%	0	2,458,805	2,458,805	0	3,867,558	3,867,558	1,408,753	57%	32 %
Total	0	859,821	859,821	0	885,093	885,093	25,273	3%	0	8,670,447	8,670,447	0	11,994,525	11,994,525	3,324,078	38%	

Major Cultivars Currently Exported



Cumulative volumes - YTD	Africa and Islands	Asia	Europe	Middle East	North-America	Other	Russian Federation	South East Asia	United Kingdom	Total
	CLEMENTINE	15,128	7,167	787,499	110,779	664,571	0	120,474	6,818	1,915,150
MANDARINS	250,318	617,052	1,529,335	1,104,962	692,785	0	580,088	673,039	1,067,048	6,514,627
SATSUMAS	2,859	0	459,541	22,339	217	0	377,014	0	871,284	1,733,254
UNKNOWN	15,139	29,592	26,977	1,869	2,855	0	3,297	25,254	14,077	119,059
Total	283,444	653,811	2,803,352	1,239,950	1,360,427	0	1,080,872	705,111	3,867,558	11,994,525

Indemnity:
 Agri-hub shall take all reasonable precautions to ensure that any information and data provided by Agri-hub from its information sources are correct. Neither Agri-hub nor any of its directors, employees or information sources take any responsibility for action or losses that might occur as a result of the usage of this information.

Historical week's export figures for the previous season (2019)

		Africa and Islands	Asia	Europe	Middle East	North-America	Other	Russian Federation	South East Asia	United Kingdom	Total Region Desc
Week 28	CLEMENTINE	208	0	19,722	7,801	0	0	14,315	0	44,029	86,074
	MANDARINS	8,642	86,795	126,325	185,080	26,096	0	20,607	204,196	110,220	767,962
	SATSUMAS	0	0	0	0	0	0	0	0	4,222	4,222
	UNKNOWN	0	0	0	955	0	0	0	607	0	1,562
	Total Variety Group	8,850	86,795	146,046	193,836	26,096	0	34,921	204,804	158,471	859,821
Week 29	CLEMENTINE	577	0	2,076	9,363	7,089	0	15,327	0	19,232	53,665
	MANDARINS	42,714	91,420	191,553	93,529	127,951	0	59,377	166,373	145,314	918,230
	SATSUMAS	0	0	0	0	0	0	0	0	0	0
	UNKNOWN	0	0	0	0	0	0	0	0	0	0
	Total Variety Group	43,291	91,420	193,629	102,893	135,040	0	74,704	166,373	164,546	971,895
Week 30	CLEMENTINE	521	0	804	0	0	0	21,476	0	8,147	30,948
	MANDARINS	20,454	78,752	388,487	83,048	91,148	0	72,485	131,609	226,306	1,092,289
	SATSUMAS	0	0	0	0	0	0	0	0	5,444	5,444
	UNKNOWN	0	0	5,659	0	0	0	0	0	0	5,659
	Total Variety Group	20,975	78,752	394,950	83,048	91,148	0	93,961	131,609	239,897	1,134,340
Total week		73,116	256,967	734,626	379,777	252,284	0	203,586	502,786	562,913	2,966,055