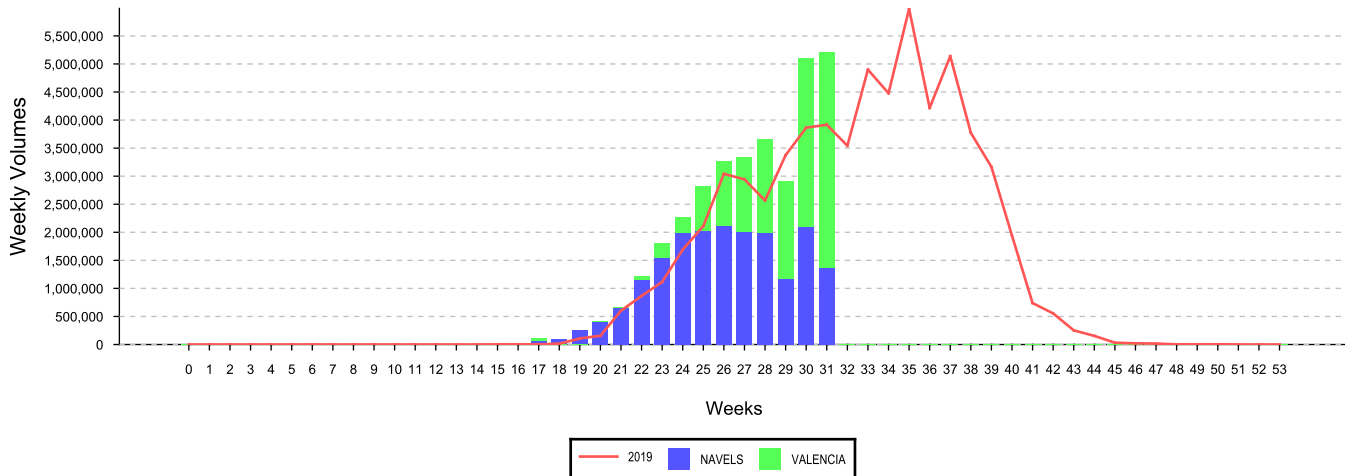


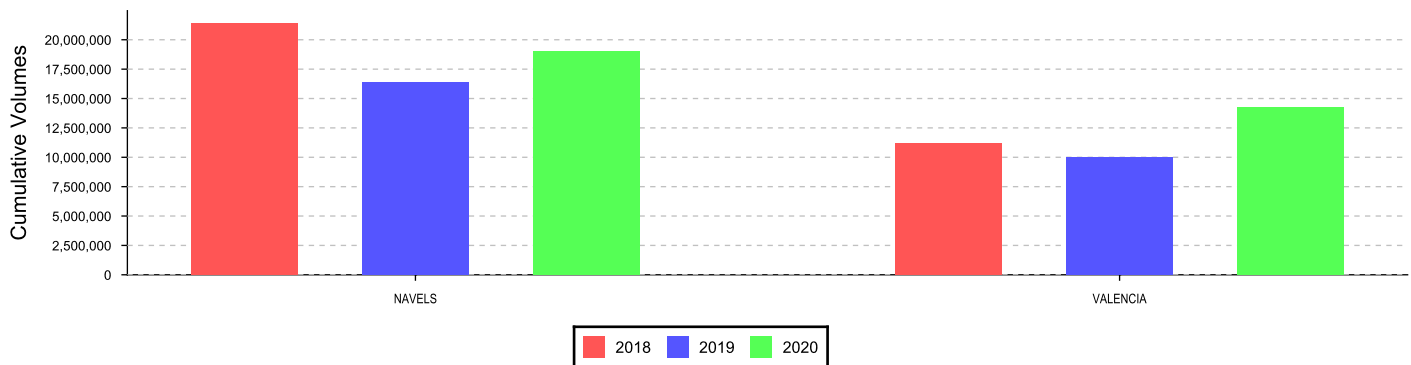
ORANGES (15.00 kg Cartons)

Total ORANGES Exported



Region	Weekly volumes - Week 31									Cumulative volumes - YTD - week 31								
	2019 Air	2019 Ship	2019 Total	2020 Air	2020 Ship	2020 Total	Diff	%Diff		2019 Air	2019 Ship	2019 Total	2020 Air	2020 Ship	2020 Total	Diff	%Diff	Distr
Africa and Islands	0	22,843	22,843	0	43,343	43,343	20,499	90%		0	269,725	269,725	0	287,348	287,348	17,623	7%	1 %
Asia	0	243,307	243,307	0	332,515	332,515	89,209	37%		0	1,404,805	1,404,805	0	1,981,460	1,981,460	576,655	41%	6 %
Europe	0	1,269,759	1,269,759	0	2,268,726	2,268,726	998,967	79%		0	8,064,289	8,064,289	0	13,870,906	13,870,906	5,806,617	72%	42 %
Middle East	0	728,568	728,568	0	904,984	904,984	176,416	24%		0	4,654,747	4,654,747	0	5,019,976	5,019,976	365,229	8%	15 %
North-America	0	190,862	190,862	0	184,281	184,281	-6,581	-3%		0	2,329,892	2,329,892	0	3,178,158	3,178,158	848,266	36%	10 %
Other	0	0	0	0	0	0	0			0	0	0	0	0	0	0		0 %
Russian Federation	0	92,817	92,817	0	375,769	375,769	282,952	305%		0	1,849,578	1,849,578	0	2,389,742	2,389,742	540,163	29%	7 %
South East Asia	0	1,135,701	1,135,701	0	877,919	877,919	-257,782	-23%		0	6,282,554	6,282,554	0	4,066,867	4,066,867	-2,215,687	-35%	12 %
United Kingdom	0	233,626	233,626	0	226,727	226,727	-6,899	-3%		0	1,523,477	1,523,477	0	2,400,582	2,400,582	877,105	58%	7 %
Total	0	3,917,483	3,917,483	0	5,214,264	5,214,264	1,296,78	33%		0	26,379,067	26,379,067	0	33,195,038	33,195,038	6,815,971	26%	

Major Cultivars Currently Exported



Cumulative volumes - YTD	Africa and Islands	Asia	Europe	Middle East	North-America	Other	Russian Federation	South East Asia	United Kingdom	Total
	LATE NAVEL	4,320	19,451	742,716	518,741	55,970	0	116,246	443,862	32,683
NAVELS	188,185	607,549	5,953,282	2,814,289	2,733,031	0	1,172,736	1,363,700	1,453,869	16,286,640
RED NAVEL	17,296	11,221	148,301	36,488	271,221	0	99,160	170,659	8,258	762,603
UNKNOWN	0	0	0	0	0	0	0	0	0	0
VALENCIA	77,547	1,343,238	7,026,607	1,650,458	117,936	0	1,001,600	2,088,646	905,773	14,211,806
Total	287,348	1,981,460	13,870,906	5,019,976	3,178,158	0	2,389,742	4,066,867	2,400,582	33,195,038

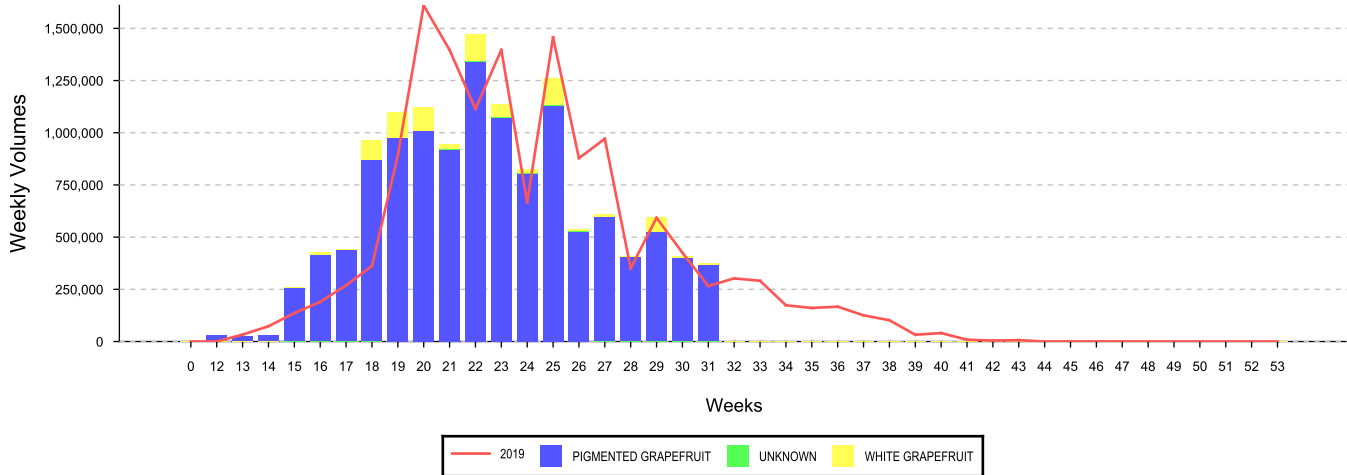
Indemnity:
 Agri-hub shall take all reasonable precautions to ensure that any information and data provided by Agri-hub from its information sources are correct. Neither Agri-hub nor any of its directors, employees or information sources take any responsibility for action or losses that might occur as a result of the usage of this information.

Historical week's export figures for the previous season (2019)

		Africa and Islands	Asia	Europe	Middle East	North-America	Other	Russian Federation	South East Asia	United Kingdom	Total Region Desc
Week 31	LATE NAVEL	1,830	3,792	106,914	115,515	16,581	0	12,019	158,390	13,339	428,381
	NAVELS	8,525	8,105	230,747	200,981	157,786	0	42,766	202,134	87,204	938,248
	RED NAVEL	0	0	1,766	324	440	0	0	50,603	2,430	55,562
	UNKNOWN	0	0	0	0	0	0	0	0	0	0
	VALENCIA	12,489	231,410	930,332	411,748	16,055	0	38,032	724,574	130,654	2,495,293
	Total Variety Group	22,843	243,307	1,269,759	728,568	190,862	0	92,817	1,135,701	233,626	3,917,483
Week 32	LATE NAVEL	2,802	84	114,951	321,972	24,235	0	39,181	142,193	11,098	656,516
	NAVELS	12,537	6,353	112,272	133,672	54,503	0	51,992	29,360	42,030	442,719
	RED NAVEL	0	0	5,061	1,461	7,439	0	516	1,734	0	16,212
	UNKNOWN	0	0	0	0	0	0	0	0	0	0
	VALENCIA	10,755	223,805	864,322	550,398	42,882	0	171,246	453,021	110,651	2,427,080
	Total Variety Group	26,094	230,243	1,096,606	1,007,503	129,059	0	262,935	626,307	163,779	3,542,527
Week 33	LATE NAVEL	3,932	0	311,685	142,231	14,598	0	54,055	153,295	27,176	706,972
	NAVELS	4,060	337	238,671	56,776	60,101	0	32,417	47,116	66,444	505,922
	RED NAVEL	0	0	406	0	0	0	0	3,008	4,712	8,126
	UNKNOWN	0	0	0	0	0	0	0	0	0	0
	VALENCIA	15,763	172,244	1,867,396	353,491	42,690	0	239,434	724,841	261,995	3,677,853
	Total Variety Group	23,755	172,582	2,418,158	552,498	117,388	0	325,906	928,260	360,327	4,898,874
Total week		72,692	646,131	4,784,523	2,288,569	437,310	0	681,659	2,690,268	757,733	12,358,884

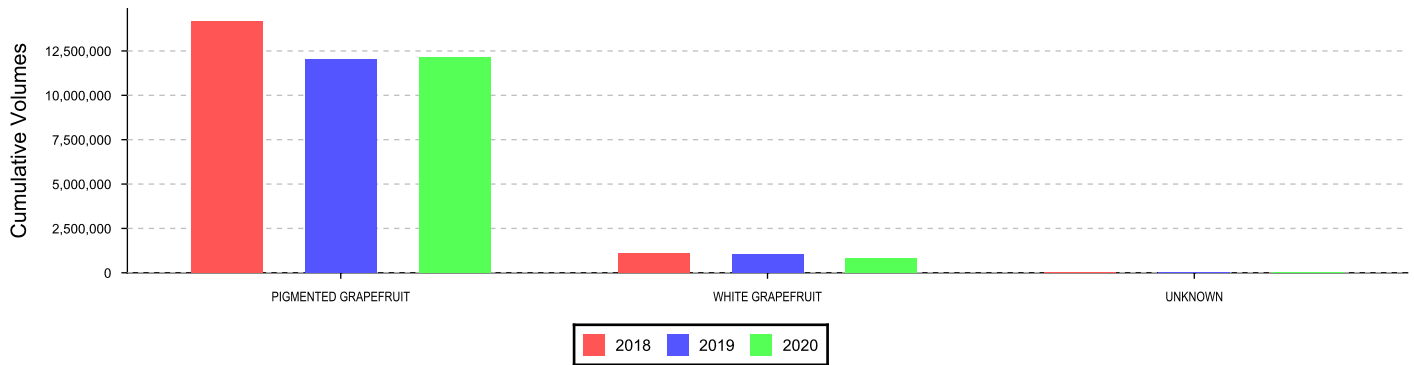
GRAPEFRUIT (15.00 kg Cartons)

Total GRAPEFRUIT Exported



Region	Weekly volumes - Week 31									Cumulative volumes - YTD - week 31								
	2019 Air	2019 Ship	2019 Total	2020 Air	2020 Ship	2020 Total	Diff	%Diff		2019 Air	2019 Ship	2019 Total	2020 Air	2020 Ship	2020 Total	Diff	%Diff	Distr
Africa and Islands	0	1,687	1,687	0	235	235	-1,452	-86%		0	29,026	29,026	0	29,663	29,663	637	2%	0 %
Asia	0	45,261	45,261	0	83,943	83,943	38,682	85%		0	2,316,511	2,316,511	0	1,810,312	1,810,312	-506,198	-22%	14 %
Europe	0	121,673	121,673	0	61,500	61,500	-60,173	-49%		0	5,568,303	5,568,303	0	5,264,729	5,264,729	-303,574	-5%	41 %
Middle East	0	4,663	4,663	0	6,632	6,632	1,969	42%		0	359,072	359,072	0	219,055	219,055	-140,018	-39%	2 %
North-America	0	10,605	10,605	0	25,709	25,709	15,105	142%		0	553,021	553,021	0	542,663	542,663	-10,359	-2%	4 %
Other	0	0	0	0	0	0	0			0	0	0	0	384	384	384	%	0 %
Russian Federation	0	14,744	14,744	0	49,827	49,827	35,083	238%		0	918,080	918,080	0	1,063,450	1,063,450	145,369	16%	8 %
South East Asia	0	41,410	41,410	0	142,844	142,844	101,433	245%		0	2,681,351	2,681,351	0	3,472,692	3,472,692	791,341	30%	27 %
United Kingdom	0	25,788	25,788	0	3,642	3,642	-22,146	-86%		0	655,662	655,662	0	575,622	575,622	-80,040	-12%	4 %
Total	0	265,831	265,831	0	374,331	374,331	108,501	41%		0	13,081,027	13,081,027	0	12,978,570	12,978,570	-102,457	-1%	

Major Cultivars Currently Exported



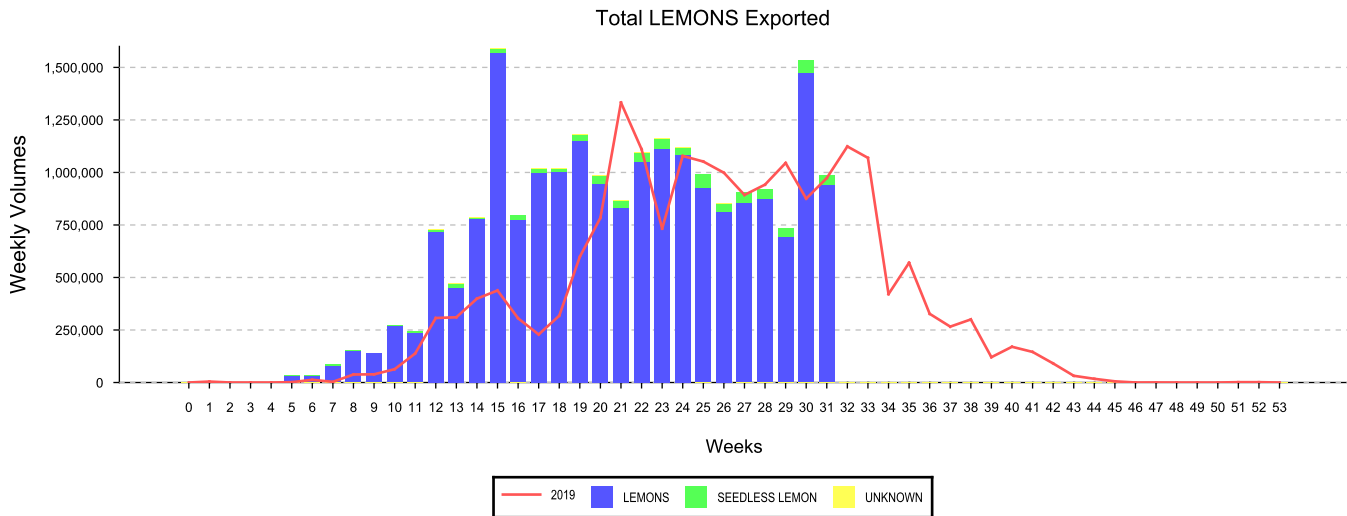
Cumulative volumes - YTD	Africa and Islands	Asia	Europe	Middle East	North-America	Other	Russian Federation	South East Asia	United Kingdom	Total
	PIGMENTED	28,788	1,322,033	5,036,902	204,143	541,218	384	1,038,615	3,457,336	518,995
UNKNOWN	667	0	594	8,731	831	0	10,756	293	0	21,872
WHITE	208	488,279	227,233	6,181	613	0	14,078	15,063	56,627	808,283
Total	29,663	1,810,312	5,264,729	219,055	542,663	384	1,063,450	3,472,692	575,622	12,978,570

Indemnity:
 Agri-hub shall take all reasonable precautions to ensure that any information and data provided by Agri-hub from its information sources are correct. Neither Agri-hub nor any of its directors, employees or information sources take any responsibility for action or losses that might occur as a result of the usage of this information.

Historical week's export figures for the previous season (2019)

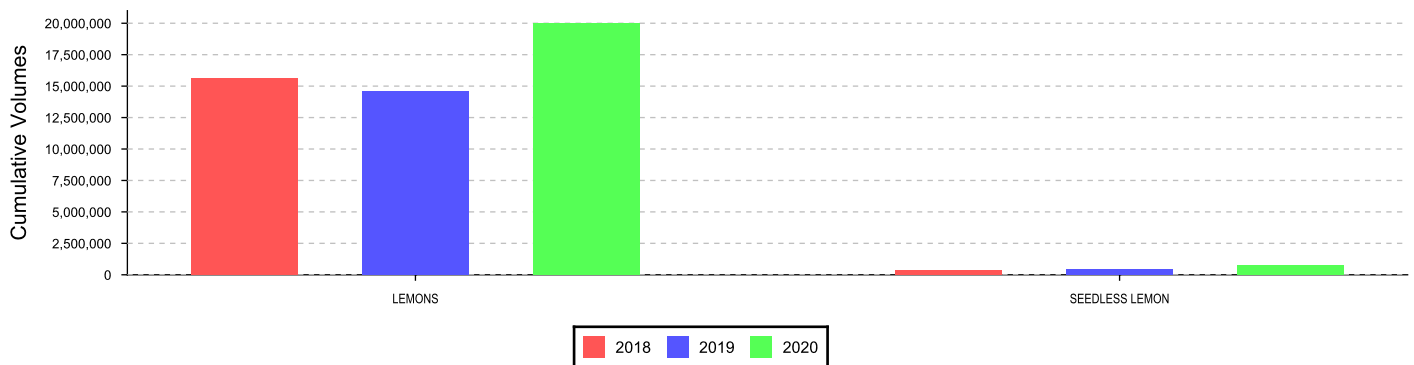
		Africa and Islands	Asia	Europe	Middle East	North-America	Other	Russian Federation	South East Asia	United Kingdom	Total Region Desc
Week 31	PIGMENTED	1,687	44,356	121,673	4,663	10,605	0	14,744	41,410	25,788	264,926
	UNKNOWN	0	0	0	0	0	0	0	0	0	0
	WHITE	0	905	0	0	0	0	0	0	0	905
	Total Variety Group	1,687	45,261	121,673	4,663	10,605	0	14,744	41,410	25,788	265,831
Week 32	PIGMENTED	3,959	16,397	178,115	11,896	48,966	0	18,080	14,864	8,699	300,976
	UNKNOWN	0	0	0	0	0	0	0	0	0	0
	WHITE	0	0	0	0	0	0	1,417	0	0	1,417
	Total Variety Group	3,959	16,397	178,115	11,896	48,966	0	19,497	14,864	8,699	302,393
Week 33	PIGMENTED	2,304	9,684	155,547	4,783	31,273	0	26,915	34,430	21,732	286,668
	UNKNOWN	0	0	0	0	0	0	0	0	0	0
	WHITE	0	0	0	0	0	0	4,231	0	0	4,231
	Total Variety Group	2,304	9,684	155,547	4,783	31,273	0	31,146	34,430	21,732	290,899
Total week		7,950	71,342	455,335	21,342	90,843	0	65,387	90,704	56,219	859,122

LEMONS (15.00 kg Cartons)



Region	Weekly volumes - Week 31									Cumulative volumes - YTD - week 31								
	2019 Air	2019 Ship	2019 Total	2020 Air	2020 Ship	2020 Total	Diff	%Diff		2019 Air	2019 Ship	2019 Total	2020 Air	2020 Ship	2020 Total	Diff	%Diff	Distr
Africa and Islands	0	6,977	6,977	0	5,133	5,133	-1,844	-26%		0	95,242	95,242	0	137,805	137,805	42,563	45%	1 %
Asia	0	3,307	3,307	0	26,608	26,608	23,301	705%		0	109,677	109,677	0	100,589	100,589	-9,088	-8%	0 %
Europe	0	331,792	331,792	0	503,024	503,024	171,232	52%		0	4,146,845	4,146,845	0	7,149,532	7,149,532	3,002,688	72%	34 %
Middle East	0	328,339	328,339	0	283,430	283,430	-44,910	-14%		0	5,844,760	5,844,760	0	7,513,260	7,513,260	1,668,500	29%	36 %
North-America	0	27,644	27,644	0	31,888	31,888	4,244	15%		0	632,318	632,318	0	912,722	912,722	280,405	44%	4 %
Other	0	0	0	0	0	0	0			0	0	0	0	0	0	0		0 %
Russian Federation	0	44,006	44,006	0	71,100	71,100	27,093	62%		0	1,533,919	1,533,919	0	1,909,699	1,909,699	375,780	24%	9 %
South East Asia	0	145,909	145,909	0	17,944	17,944	-127,965	-88%		0	1,670,831	1,670,831	0	1,178,610	1,178,610	-492,220	-29%	6 %
United Kingdom	0	85,331	85,331	0	49,920	49,920	-35,412	-41%		0	992,073	992,073	0	1,832,666	1,832,666	840,593	85%	9 %
Total	0	973,305	973,305	0	989,045	989,045	15,740	2%		0	15,025,662	15,025,662	0	20,734,884	20,734,884	5,709,221	38%	

Major Cultivars Currently Exported



Cumulative volumes - YTD	Africa and Islands	Asia	Europe	Middle East	North-America	Other	Russian Federation	South East Asia	United Kingdom	Total
	LEMONS	116,325	85,353	6,868,550	7,321,089	831,942	0	1,854,498	1,169,601	1,748,704
LEMONS SEEDLESS	21,480	15,236	278,201	188,757	80,780	0	55,201	9,009	80,203	728,867
UNKNOWN	0	0	2,781	3,414	0	0	0	0	3,759	9,954
Total	137,805	100,589	7,149,532	7,513,260	912,722	0	1,909,699	1,178,610	1,832,666	20,734,884

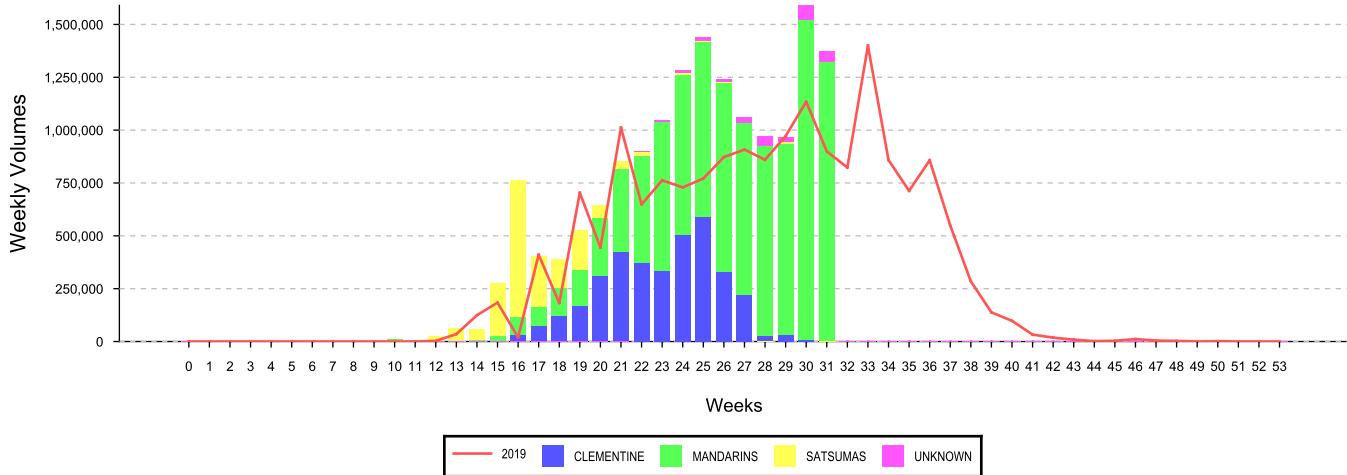
Indemnity:
 Agri-hub shall take all reasonable precautions to ensure that any information and data provided by Agri-hub from its information sources are correct. Neither Agri-hub nor any of its directors, employees or information sources take any responsibility for action or losses that might occur as a result of the usage of this information.

Historical week's export figures for the previous season (2019)

		Africa and Islands	Asia	Europe	Middle East	North-America	Other	Russian Federation	South East Asia	United Kingdom	Total Region Desc
Week 31	LEMONS	5,277	3,307	320,796	310,934	27,302	0	37,753	144,735	83,987	934,090
	LEMONS SEEDLESS	1,700	0	10,856	17,405	342	0	6,254	1,174	1,344	39,075
	UNKNOWN	0	0	140	0	0	0	0	0	0	140
	Total Variety Group	6,977	3,307	331,792	328,339	27,644	0	44,006	145,909	85,331	973,305
Week 32	LEMONS	2,523	6,802	340,435	432,321	60,730	1,653	76,714	61,671	113,324	1,096,174
	LEMONS SEEDLESS	747	0	6,507	14,303	4,037	0	1,330	431	307	27,662
	UNKNOWN	0	0	0	0	0	0	0	0	0	0
	Total Variety Group	3,271	6,802	346,942	446,624	64,767	1,653	78,044	62,102	113,631	1,123,836
Week 33	LEMONS	3,431	5,092	475,487	232,244	18,701	331	63,230	96,708	134,984	1,030,208
	LEMONS SEEDLESS	423	0	23,979	6,459	1,854	0	2,641	1,145	2,724	39,225
	UNKNOWN	0	0	0	0	0	0	0	0	0	0
	Total Variety Group	3,855	5,092	499,466	238,703	20,555	331	65,871	97,853	137,708	1,069,433
Total week		14,102	15,200	1,178,200	1,013,667	112,965	1,985	187,920	305,864	336,670	3,166,574

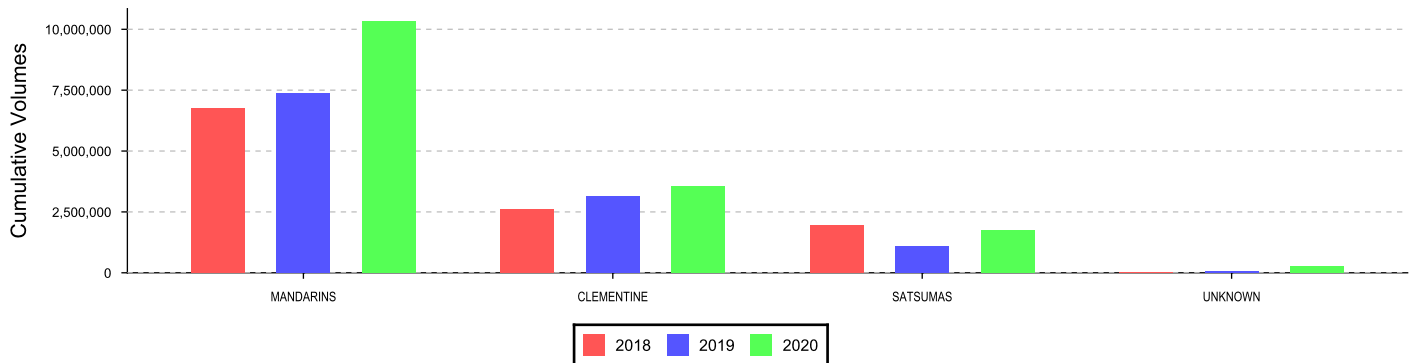
SOFT CITRUS (15.00 kg Cartons)

Total SOFT CITRUS Exported



Region	Weekly volumes - Week 31									Cumulative volumes - YTD - week 31								
	2019 Air	2019 Ship	2019 Total	2020 Air	2020 Ship	2020 Total	Diff	%Diff		2019 Air	2019 Ship	2019 Total	2020 Air	2020 Ship	2020 Total	Diff	%Diff	Distr
Africa and Islands	0	30,219	30,219	0	50,155	50,155	19,936	66%		0	306,974	306,974	0	400,771	400,771	93,797	31%	3 %
Asia	0	77,053	77,053	0	112,104	112,104	35,051	45%		0	715,195	715,195	0	936,458	936,458	221,263	31%	6 %
Europe	0	204,316	204,316	0	387,006	387,006	182,690	89%		0	2,451,604	2,451,604	0	3,883,038	3,883,038	1,431,434	58%	24 %
Middle East	0	147,205	147,205	0	182,253	182,253	35,048	24%		0	1,239,369	1,239,369	0	1,822,241	1,822,241	582,872	47%	11 %
North-America	0	86,637	86,637	0	220,277	220,277	133,639	154%		0	1,063,317	1,063,317	0	1,833,859	1,833,859	770,542	72%	12 %
Other	0	0	0	0	0	0	0			0	0	0	0	0	0	0		0 %
Russian Federation	0	57,616	57,616	0	77,906	77,906	20,290	35%		0	1,275,867	1,275,867	0	1,337,273	1,337,273	61,406	5%	8 %
South East Asia	0	128,386	128,386	0	141,596	141,596	13,210	10%		0	1,592,539	1,592,539	0	1,082,916	1,082,916	-509,623	-32%	7 %
United Kingdom	0	168,211	168,211	0	199,392	199,392	31,181	19%		0	3,031,458	3,031,458	0	4,588,064	4,588,064	1,556,606	51%	29 %
Total	0	899,642	899,642	0	1,370,688	1,370,688	471,045	52%		0	11,676,324	11,676,324	0	15,884,621	15,884,621	4,208,297	36%	

Major Cultivars Currently Exported



Cumulative volumes - YTD	Africa and Islands	Asia	Europe	Middle East	North-America	Other	Russian Federation	South East Asia	United Kingdom	Total
CLEMENTINE	14,963	7,167	792,954	112,438	551,405	0	124,489	6,818	1,944,421	3,554,655
MANDARINS	362,314	885,583	2,574,001	1,656,049	1,259,880	0	829,844	1,028,771	1,732,626	10,329,068
SATSUMAS	2,859	0	463,841	22,339	217	0	377,014	0	875,563	1,741,833
UNKNOWN	20,635	43,708	52,242	31,415	22,358	0	5,926	47,328	35,453	259,065
Total	400,771	936,458	3,883,038	1,822,241	1,833,859	0	1,337,273	1,082,916	4,588,064	15,884,621

Indemnity:
 Agri-hub shall take all reasonable precautions to ensure that any information and data provided by Agri-hub from its information sources are correct. Neither Agri-hub nor any of its directors, employees or information sources take any responsibility for action or losses that might occur as a result of the usage of this information.

Historical week's export figures for the previous season (2019)

		Africa and Islands	Asia	Europe	Middle East	North-America	Other	Russian Federation	South East Asia	United Kingdom	Total Region Desc
Week 31	CLEMENTINE	685	0	0	155	0	0	699	0	1,543	3,081
	MANDARINS	29,534	77,053	204,316	147,049	86,637	0	56,917	128,386	166,668	896,561
	SATSUMAS	0	0	0	0	0	0	0	0	0	0
	UNKNOWN	0	0	0	0	0	0	0	0	0	0
	Total Variety Group	30,219	77,053	204,316	147,205	86,637	0	57,616	128,386	168,211	899,642
Week 32	CLEMENTINE	153	0	0	0	0	0	0	0	1,277	1,430
	MANDARINS	32,530	43,071	249,724	126,047	131,279	0	49,995	17,866	171,225	821,737
	SATSUMAS	0	0	0	0	0	0	0	0	0	0
	UNKNOWN	0	0	0	0	0	0	0	0	0	0
	Total Variety Group	32,683	43,071	249,724	126,047	131,279	0	49,995	17,866	172,502	823,166
Week 33	CLEMENTINE	0	0	2,036	0	0	0	0	0	1,055	3,090
	MANDARINS	16,005	53,115	658,746	64,879	113,395	0	67,289	61,860	359,873	1,395,162
	SATSUMAS	0	0	0	0	0	0	0	0	0	0
	UNKNOWN	0	0	1,413	0	0	0	0	0	0	1,413
	Total Variety Group	16,005	53,115	662,195	64,879	113,395	0	67,289	61,860	360,928	1,399,666
Total week		78,906	173,239	1,116,235	338,131	331,312	0	174,900	208,111	701,641	3,122,474