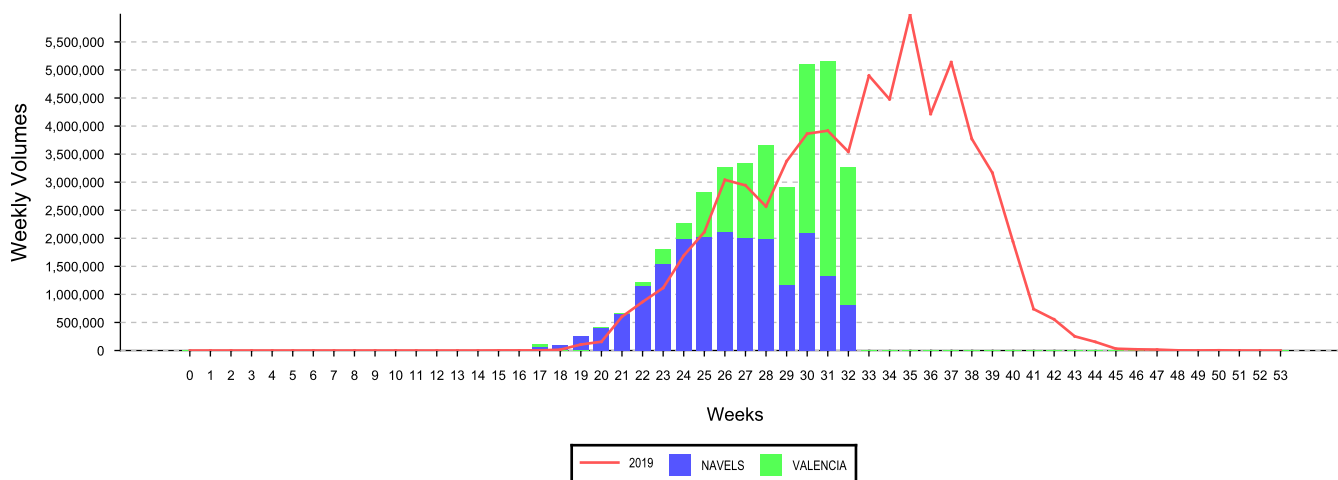


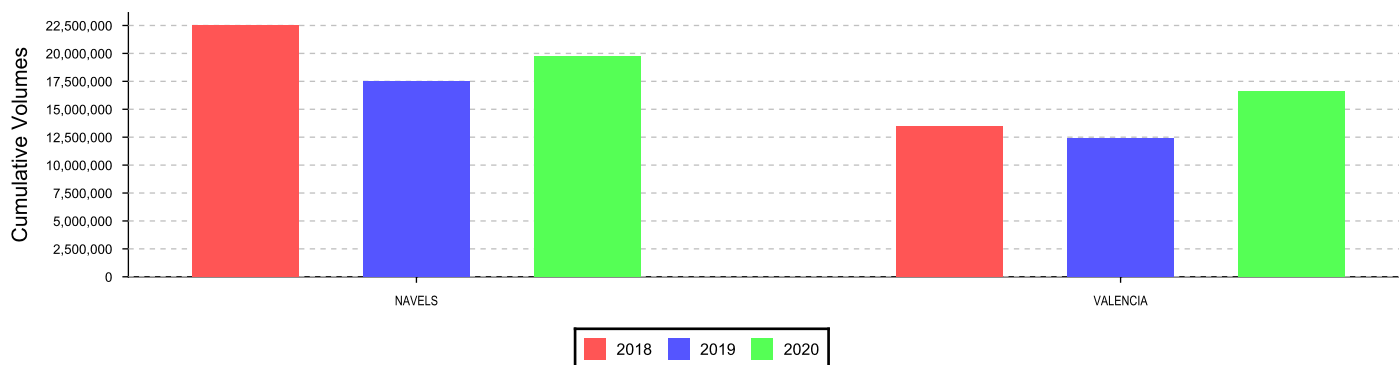
ORANGES (15.00 kg Cartons)

Total ORANGES Exported



	Weekly volumes - Week 32								Cumulative volumes - YTD - week 32								
Region	2019 Air	2019 Ship	2019 Total	2020 Air	2020 Ship	2020 Total	Diff	%Diff	2019 Air	2019 Ship	2019 Total	2020 Air	2020 Ship	2020 Total	Diff	%Diff	Distr
Africa and Islands	0	26,094	26,094	0	11,108	11,108	-14,986	-57%	0	295,819	295,819	0	294,794	294,794	-1,025	-0%	1 %
Asia	0	230,243	230,243	0	338,967	338,967	108,724	47%	0	1,635,047	1,635,047	0	2,315,681	2,315,681	680,634	42%	6 %
Europe	0	1,096,606	1,096,606	0	1,189,369	1,189,369	92,763	8%	0	9,160,895	9,160,895	0	15,050,542	15,050,542	5,889,647	64%	41 %
Middle East	0	1,007,503	1,007,503	0	850,437	850,437	-157,066	-16%	0	5,662,250	5,662,250	0	5,858,641	5,858,641	196,391	3%	16 %
North-America	0	129,059	129,059	0	141,708	141,708	12,648	10%	0	2,458,952	2,458,952	0	3,330,921	3,330,921	871,970	35%	9 %
Other	0	0	0	0	0	0	0		0	0	0	0	0	0	0	0	0 %
Russian Federation	0	262,935	262,935	0	192,902	192,902	-70,033	-27%	0	2,112,514	2,112,514	0	2,595,573	2,595,573	483,060	23%	7 %
South East Asia	0	626,307	626,307	0	433,080	433,080	-193,227	-31%	0	6,908,862	6,908,862	0	4,469,127	4,469,127	-2,439,735	-35%	12 %
United Kingdom	0	163,779	163,779	0	114,484	114,484	-49,295	-30%	0	1,687,257	1,687,257	0	2,507,605	2,507,605	820,348	49%	7 %
Total	0	3,542,527	3,542,527	0	3,272,056	3,272,056	-270,471	-8%	0	29,921,594	29,921,594	0	36,422,885	36,422,885	6,501,291	22%	

Major Cultivars Currently Exported



Cumulative volumes - YTD	Africa and Islands	Asia	Europe	Middle East	North-America	Other	Russian Federation	South East Asia	United Kingdom	Total
LATE NAVEL	4,983	19,931	849,816	771,113	71,980	0	125,638	548,547	43,284	2,435,294
NAVELS	188,511	610,900	6,077,932	2,860,342	2,756,093	0	1,186,040	1,411,917	1,478,848	16,570,584
RED NAVEL	17,296	11,221	148,301	36,570	276,665	0	99,160	174,089	8,258	771,559
UNKNOWN	0	0	0	0	0	0	0	0	0	0
VALENCIA	84,004	1,673,629	7,974,493	2,190,616	226,183	0	1,184,735	2,334,574	977,215	16,645,448
Total	294,794	2,315,681	15,050,542	5,858,641	3,330,921	0	2,595,573	4,469,127	2,507,605	36,422,885

Indemnity:

Agri-hub shall take all reasonable precautions to ensure that any information and data provided by Agri-hub from its information sources are correct. Neither Agri-hub nor any of its directors, employees or information sources take any responsibility for action or losses that might occur as a result of the usage of this information.

Historical week's export figures for the previous season (2019)

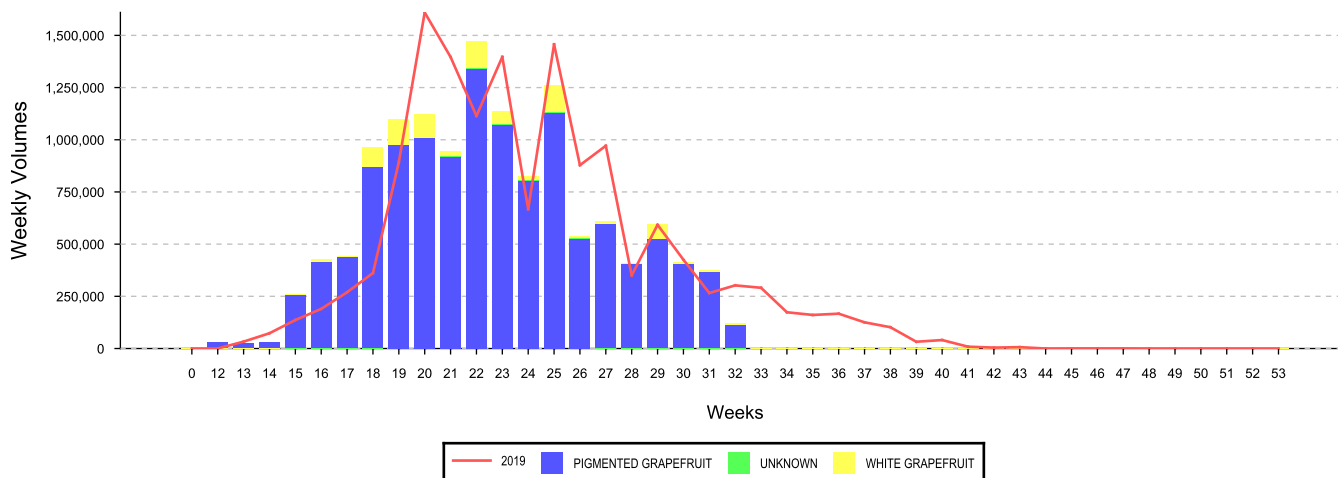
		Africa and Islands	Asia	Europe	Middle East	North-America	Other	Russian Federation	South East Asia	United Kingdom	Total Region Desc
Week 32	LATE NAVEL	2,802	84	114,951	321,972	24,235	0	39,181	142,193	11,098	656,516
	NAVELS	12,537	6,353	112,272	133,672	54,503	0	51,992	29,360	42,030	442,719
	RED NAVEL	0	0	5,061	1,461	7,439	0	516	1,734	0	16,212
	UNKNOWN	0	0	0	0	0	0	0	0	0	0
	VALENCIA	10,755	223,805	864,322	550,398	42,882	0	171,246	453,021	110,651	2,427,080
	Total Variety Group	26,094	230,243	1,096,606	1,007,503	129,059	0	262,935	626,307	163,779	3,542,527
Week 33	LATE NAVEL	3,932	0	311,685	142,231	14,598	0	54,055	153,295	27,176	706,972
	NAVELS	4,060	337	238,671	56,776	60,101	0	32,417	47,116	66,444	505,922
	RED NAVEL	0	0	406	0	0	0	0	3,008	4,712	8,126
	UNKNOWN	0	0	0	0	0	0	0	0	0	0
	VALENCIA	15,763	172,244	1,867,396	353,491	42,690	0	239,434	724,841	261,995	3,677,853
	Total Variety Group	23,755	172,582	2,418,158	552,498	117,388	0	325,906	928,260	360,327	4,898,874
Week 34	LATE NAVEL	5,440	4,032	212,437	90,011	30,558	0	9,895	205,713	6,061	564,148
	NAVELS	3,285	3,945	90,271	20,817	64,388	0	15,119	36,422	15,269	249,517
	RED NAVEL	0	0	237	0	0	0	0	1,717	83	2,037
	UNKNOWN	0	0	0	0	0	0	0	0	0	0
	VALENCIA	25,892	352,776	1,561,669	281,305	95,585	0	310,867	776,430	257,908	3,662,433
	Total Variety Group	34,617	360,753	1,864,614	392,133	190,532	0	335,881	1,020,282	279,321	4,478,134
Total week		84,466	763,577	5,379,378	1,952,134	436,980	0	924,723	2,574,850	803,428	12,919,535

Indemnity:

Agri-hub shall take all reasonable precautions to ensure that any information and data provided by Agri-hub from its information sources are correct. Neither Agri-hub nor any of its directors, employees or information sources take any responsibility for action or losses that might occur as a result of the usage of this information.

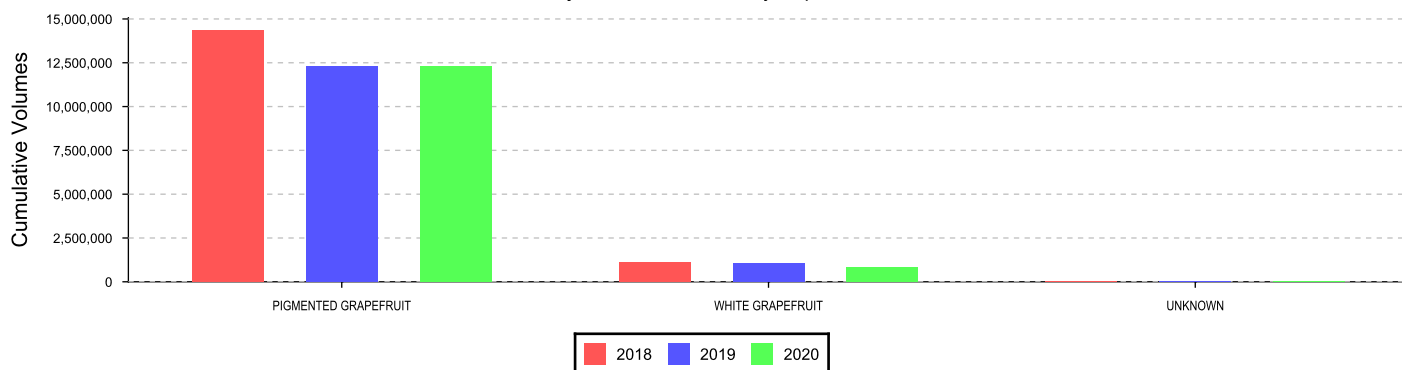
GRAPEFRUIT (15.00 kg Cartons)

Total GRAPEFRUIT Exported



	Weekly volumes - Week 32								Cumulative volumes - YTD - week 32								
Region	2019 Air	2019 Ship	2019 Total	2020 Air	2020 Ship	2020 Total	Diff	%Diff	2019 Air	2019 Ship	2019 Total	2020 Air	2020 Ship	2020 Total	Diff	%Diff	Distr
Africa and Islands	0	3,959	3,959	0	0	0	-3,959	-100%	0	32,984	32,984	0	29,663	29,663	-3,321	-10%	0 %
Asia	0	16,397	16,397	0	0	0	-16,397	-100%	0	2,332,908	2,332,908	0	1,810,312	1,810,312	-522,596	-22%	14 %
Europe	0	178,115	178,115	0	34,067	34,067	-144,048	-81%	0	5,746,419	5,746,419	0	5,298,796	5,298,796	-447,622	-8%	40 %
Middle East	0	11,896	11,896	0	2,106	2,106	-9,791	-82%	0	370,969	370,969	0	220,748	220,748	-150,220	-40%	2 %
North-America	0	48,966	48,966	0	6,059	6,059	-42,907	-88%	0	601,987	601,987	0	554,066	554,066	-47,921	-8%	4 %
Other	0	0	0	0	0	0	0		0	0	0	0	384	384	384	%	0 %
Russian Federation	0	19,497	19,497	0	42,687	42,687	23,191	119%	0	937,577	937,577	0	1,108,340	1,108,340	170,763	18%	8 %
South East Asia	0	14,864	14,864	0	30,944	30,944	16,080	108%	0	2,696,215	2,696,215	0	3,503,794	3,503,794	807,579	30%	27 %
United Kingdom	0	8,699	8,699	0	5,718	5,718	-2,981	-34%	0	664,360	664,360	0	581,340	581,340	-83,020	-12%	4 %
Total	0	302,393	302,393	0	121,581	121,581	-180,811	-60%	0	13,383,420	13,383,420	0	13,107,444	13,107,444	-275,976	-2%	

Major Cultivars Currently Exported



Cumulative volumes - YTD	Africa and Islands	Asia	Europe	Middle East	North-America	Other	Russian Federation	South East Asia	United Kingdom	Total
PIGMENTED	28,788	1,322,033	5,070,969	205,837	552,622	384	1,077,959	3,488,438	524,713	12,271,743
UNKNOWN	667	0	594	8,731	831	0	10,756	293	0	21,872
WHITE	208	488,279	227,233	6,181	613	0	19,625	15,063	56,627	813,829
Total	29,663	1,810,312	5,298,796	220,748	554,066	384	1,108,340	3,503,794	581,340	13,107,444

Indemnity:

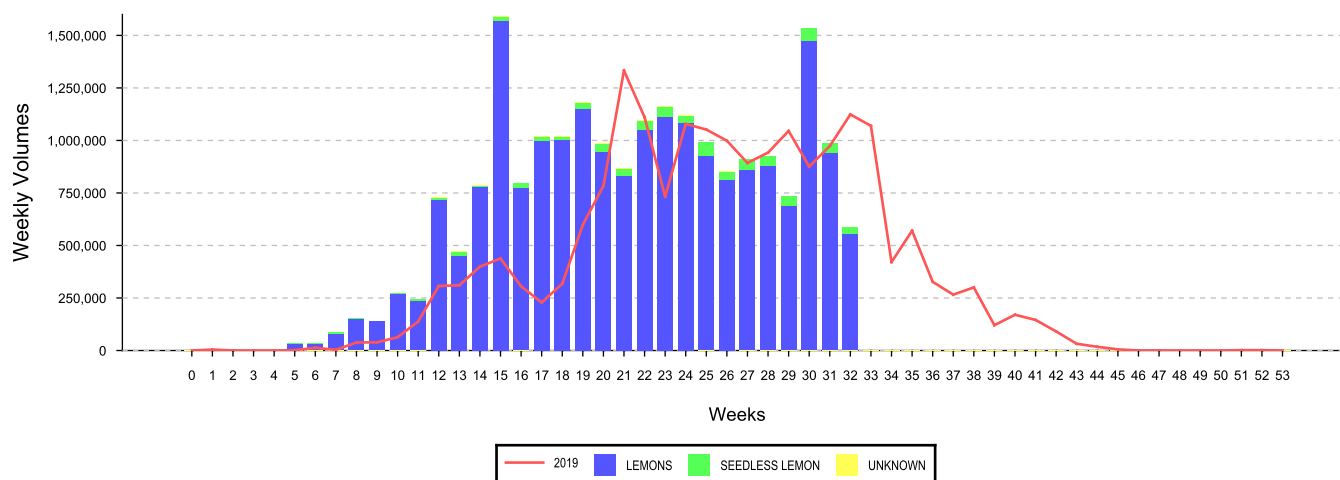
Agri-hub shall take all reasonable precautions to ensure that any information and data provided by Agri-hub from its information sources are correct. Neither Agri-hub nor any of its directors, employees or information sources take any responsibility for action or losses that might occur as a result of the usage of this information.

Historical week's export figures for the previous season (2019)

		Africa and Islands	Asia	Europe	Middle East	North-America	Other	Russian Federation	South East Asia	United Kingdom	Total Region Desc
Week 32	PIGMENTED	3,959	16,397	178,115	11,896	48,966	0	18,080	14,864	8,699	300,976
	UNKNOWN	0	0	0	0	0	0	0	0	0	0
	WHITE	0	0	0	0	0	0	1,417	0	0	1,417
	Total Variety Group	3,959	16,397	178,115	11,896	48,966	0	19,497	14,864	8,699	302,393
Week 33	PIGMENTED	2,304	9,684	155,547	4,783	31,273	0	26,915	34,430	21,732	286,668
	UNKNOWN	0	0	0	0	0	0	0	0	0	0
	WHITE	0	0	0	0	0	0	4,231	0	0	4,231
	Total Variety Group	2,304	9,684	155,547	4,783	31,273	0	31,146	34,430	21,732	290,899
Week 34	PIGMENTED	208	14,910	55,775	3,497	22,488	0	19,445	43,539	13,840	173,701
	UNKNOWN	0	0	0	0	0	0	0	0	0	0
	WHITE	0	0	0	0	0	0	0	0	0	0
	Total Variety Group	208	14,910	55,775	3,497	22,488	0	19,445	43,539	13,840	173,701
Total week		6,471	40,991	389,437	20,176	102,727	0	70,088	92,833	44,271	766,992

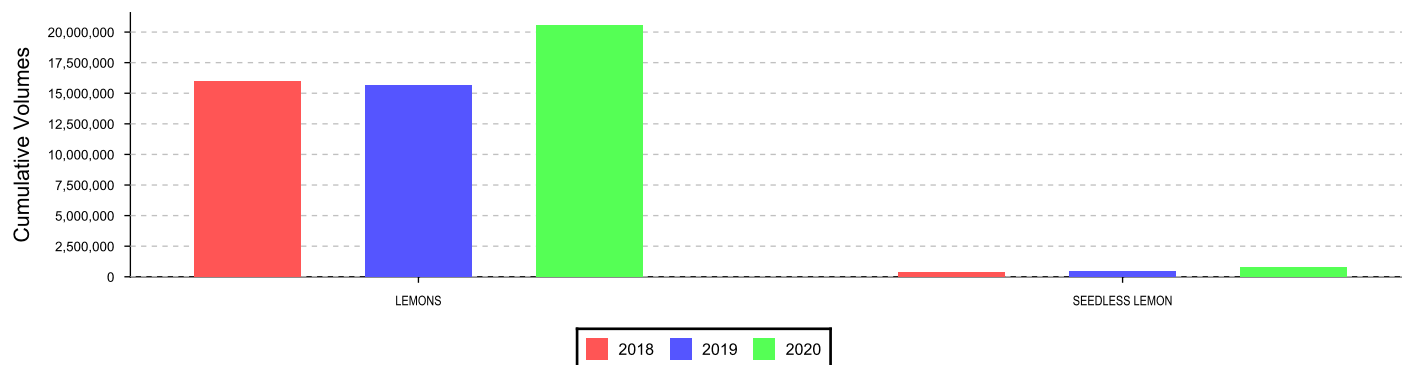
LEMONS (15.00 kg Cartons)

Total LEMONS Exported



	Weekly volumes - Week 32								Cumulative volumes - YTD - week 32								
Region	2019 Air	2019 Ship	2019 Total	2020 Air	2020 Ship	2020 Total	Diff	%Diff	2019 Air	2019 Ship	2019 Total	2020 Air	2020 Ship	2020 Total	Diff	%Diff	Distr
Africa and Islands	0	3,271	3,271	0	5,440	5,440	2,169	66%	0	98,512	98,512	0	142,648	142,648	44,135	45%	1 %
Asia	0	6,802	6,802	0	0	0	-6,802	-100%	0	116,479	116,479	0	100,589	100,589	-15,890	-14%	0 %
Europe	0	346,942	346,942	0	227,228	227,228	-119,714	-35%	0	4,493,787	4,493,787	0	7,363,649	7,363,649	2,869,862	64%	35 %
Middle East	0	446,624	446,624	0	200,461	200,461	-246,163	-55%	0	6,291,384	6,291,384	0	7,730,342	7,730,342	1,438,958	23%	36 %
North-America	0	64,767	64,767	0	51,107	51,107	-13,659	-21%	0	697,084	697,084	0	962,183	962,183	265,099	38%	5 %
Other	0	1,653	1,653	0	0	0	-1,653	-100%	0	1,653	1,653	0	0	0	-1,653	-100%	0 %
Russian Federation	0	78,044	78,044	0	32,366	32,366	-45,678	-59%	0	1,611,962	1,611,962	0	1,943,341	1,943,341	331,379	21%	9 %
South East Asia	0	62,102	62,102	0	47,364	47,364	-14,738	-24%	0	1,732,933	1,732,933	0	1,226,009	1,226,009	-506,924	-29%	6 %
United Kingdom	0	113,631	113,631	0	23,620	23,620	-90,010	-79%	0	1,105,704	1,105,704	0	1,856,263	1,856,263	750,560	68%	9 %
Total	0	1,123,836	1,123,836	0	587,587	587,587	-536,248	-48%	0	16,149,498	16,149,498	0	21,325,023	21,325,023	5,175,525	32%	

Major Cultivars Currently Exported



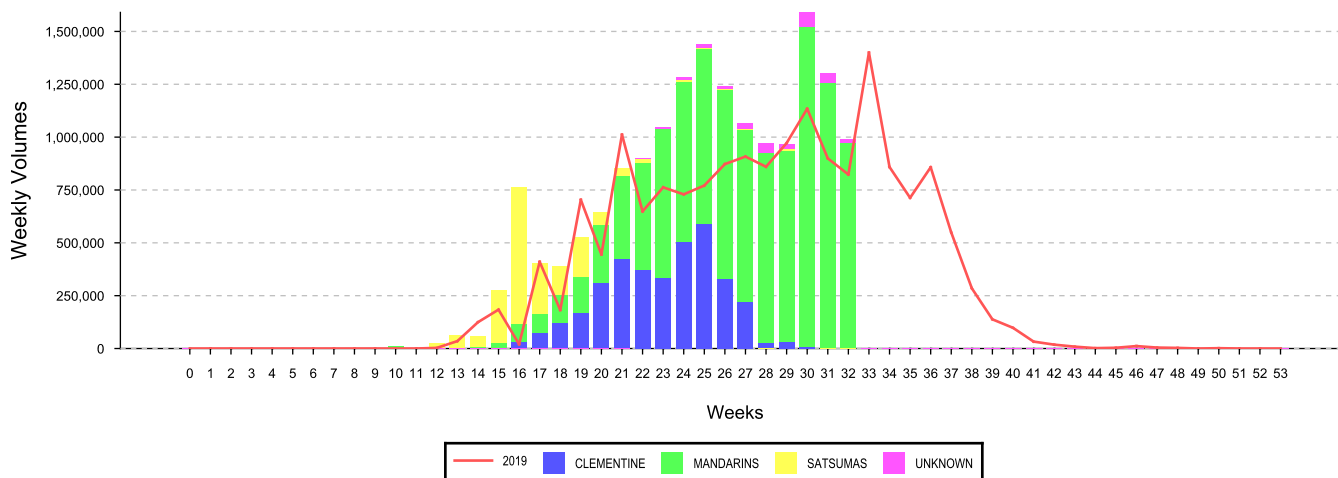
Cumulative volumes - YTD	Africa and Islands	Asia	Europe	Middle East	North-America	Other	Russian Federation	South East Asia	United Kingdom	Total
LEMONS	119,944	85,353	7,070,766	7,536,328	873,266	0	1,879,500	1,216,867	1,772,212	20,554,237
LEMONS SEEDLESS	22,704	15,236	290,101	190,601	88,916	0	63,841	9,142	80,293	760,832
UNKNOWN	0	0	2,781	3,414	0	0	0	0	3,759	9,954
Total	142,648	100,589	7,363,649	7,730,342	962,183	0	1,943,341	1,226,009	1,856,263	21,325,023

Historical week's export figures for the previous season (2019)

		Africa and Islands	Asia	Europe	Middle East	North-America	Other	Russian Federation	South East Asia	United Kingdom	Total Region Desc
Week 32	LEMONS	2,523	6,802	340,435	432,321	60,730	1,653	76,714	61,671	113,324	1,096,174
	LEMONS SEEDLESS	747	0	6,507	14,303	4,037	0	1,330	431	307	27,662
	UNKNOWN	0	0	0	0	0	0	0	0	0	0
	Total Variety Group	3,271	6,802	346,942	446,624	64,767	1,653	78,044	62,102	113,631	1,123,836
Week 33	LEMONS	3,431	5,092	475,487	232,244	18,701	331	63,230	96,708	134,984	1,030,208
	LEMONS SEEDLESS	423	0	23,979	6,459	1,854	0	2,641	1,145	2,724	39,225
	UNKNOWN	0	0	0	0	0	0	0	0	0	0
	Total Variety Group	3,855	5,092	499,466	238,703	20,555	331	65,871	97,853	137,708	1,069,433
Week 34	LEMONS	8,704	3,297	114,636	67,564	48,752	0	14,846	124,619	25,903	408,321
	LEMONS SEEDLESS	1,638	939	2,902	64	2,724	0	978	3,162	82	12,488
	UNKNOWN	0	0	0	0	0	0	0	0	0	0
	Total Variety Group	10,342	4,236	117,538	67,628	51,477	0	15,824	127,780	25,985	420,810
Total week		17,467	16,130	963,946	752,955	136,798	1,985	159,738	287,735	277,324	2,614,078

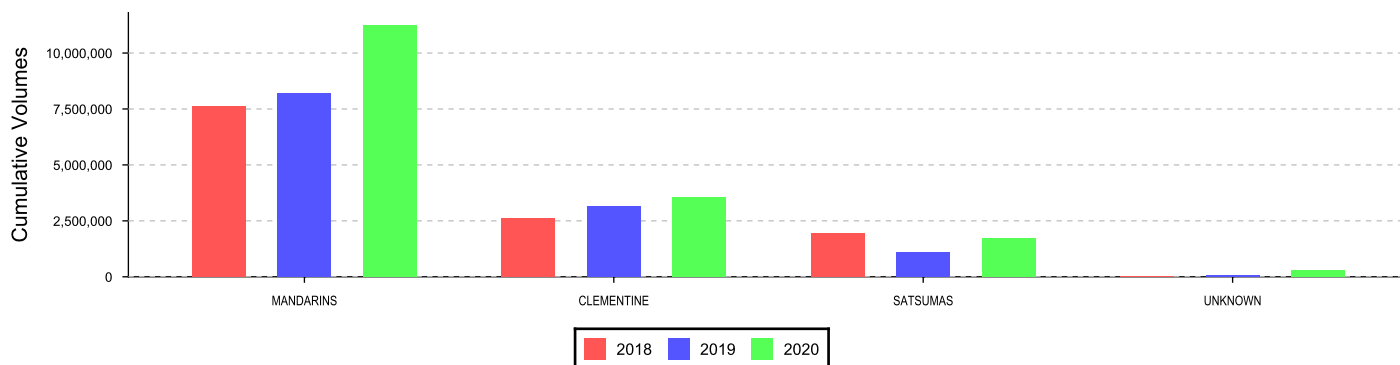
SOFT CITRUS (15.00 kg Cartons)

Total SOFT CITRUS Exported



	Weekly volumes - Week 32								Cumulative volumes - YTD - week 32								
Region	2019 Air	2019 Ship	2019 Total	2020 Air	2020 Ship	2020 Total	Diff	%Diff	2019 Air	2019 Ship	2019 Total	2020 Air	2020 Ship	2020 Total	Diff	%Diff	Distr
Africa and Islands	0	32,683	32,683	0	23,298	23,298	-9,384	-29%	0	339,657	339,657	0	411,881	411,881	72,224	21%	2 %
Asia	0	43,071	43,071	0	60,948	60,948	17,877	42%	0	758,266	758,266	0	994,992	994,992	236,726	31%	6 %
Europe	0	249,724	249,724	0	356,089	356,089	106,365	43%	0	2,701,328	2,701,328	0	4,229,571	4,229,571	1,528,243	57%	25 %
Middle East	0	126,047	126,047	0	115,992	115,992	-10,054	-8%	0	1,365,415	1,365,415	0	1,933,497	1,933,497	568,081	42%	11 %
North-America	0	131,279	131,279	0	157,744	157,744	26,465	20%	0	1,194,597	1,194,597	0	1,988,291	1,988,291	793,694	66%	12 %
Other	0	0	0	0	0	0	0		0	0	0	0	0	0	0		0 %
Russian Federation	0	49,995	49,995	0	60,187	60,187	10,192	20%	0	1,325,862	1,325,862	0	1,396,980	1,396,980	71,118	5%	8 %
South East Asia	0	17,866	17,866	0	73,191	73,191	55,325	310%	0	1,610,405	1,610,405	0	1,148,296	1,148,296	-462,109	-29%	7 %
United Kingdom	0	172,502	172,502	0	143,979	143,979	-28,523	-17%	0	3,203,960	3,203,960	0	4,709,972	4,709,972	1,506,011	47%	28 %
Total	0	823,166	823,166	0	991,429	991,429	168,262	20%	0	12,499,490	12,499,490	0	16,813,479	16,813,479	4,313,989	35%	

Major Cultivars Currently Exported



Cumulative volumes - YTD	Africa and Islands	Asia	Europe	Middle East	North-America	Other	Russian Federation	South East Asia	United Kingdom	Total
CLEMENTINE	15,315	7,167	793,026	112,438	551,405	0	124,489	6,818	1,945,506	3,556,165
MANDARINS	372,494	942,382	2,913,573	1,766,360	1,412,712	0	888,358	1,093,915	1,850,727	11,240,522
SATSUMAS	2,859	0	463,841	22,339	217	0	377,014	0	875,563	1,741,833
UNKNOWN	21,212	45,442	59,132	32,359	23,958	0	7,119	47,563	38,175	274,959
Total	411,881	994,992	4,229,571	1,933,497	1,988,291	0	1,396,980	1,148,296	4,709,972	16,813,479

Indemnity:

Agri-hub shall take all reasonable precautions to ensure that any information and data provided by Agri-hub from its information sources are correct. Neither Agri-hub nor any of its directors, employees or information sources take any responsibility for action or losses that might occur as a result of the usage of this information.

Historical week's export figures for the previous season (2019)

		Africa and Islands	Asia	Europe	Middle East	North-America	Other	Russian Federation	South East Asia	United Kingdom	Total Region Desc
Week 32	CLEMENTINE	153	0	0	0	0	0	0	0	1,277	1,430
	MANDARINS	32,530	43,071	249,724	126,047	131,279	0	49,995	17,866	171,225	821,737
	SATSUMAS	0	0	0	0	0	0	0	0	0	0
	UNKNOWN	0	0	0	0	0	0	0	0	0	0
	Total Variety Group	32,683	43,071	249,724	126,047	131,279	0	49,995	17,866	172,502	823,166
Week 33	CLEMENTINE	0	0	2,036	0	0	0	0	0	1,055	3,090
	MANDARINS	16,005	53,115	658,746	64,879	113,395	0	67,289	61,860	359,873	1,395,162
	SATSUMAS	0	0	0	0	0	0	0	0	0	0
	UNKNOWN	0	0	1,413	0	0	0	0	0	0	1,413
	Total Variety Group	16,005	53,115	662,195	64,879	113,395	0	67,289	61,860	360,928	1,399,666
Week 34	CLEMENTINE	205	0	1,765	0	0	0	0	0	286	2,256
	MANDARINS	8,959	74,499	306,114	25,322	112,977	0	70,856	41,998	211,806	852,532
	SATSUMAS	0	0	0	0	0	0	0	0	0	0
	UNKNOWN	0	0	3,338	0	0	0	0	660	0	3,997
	Total Variety Group	9,165	74,499	311,217	25,322	112,977	0	70,856	42,658	212,092	858,786
Total week		57,852	170,685	1,223,135	216,248	357,651	0	188,141	122,383	745,522	3,081,618