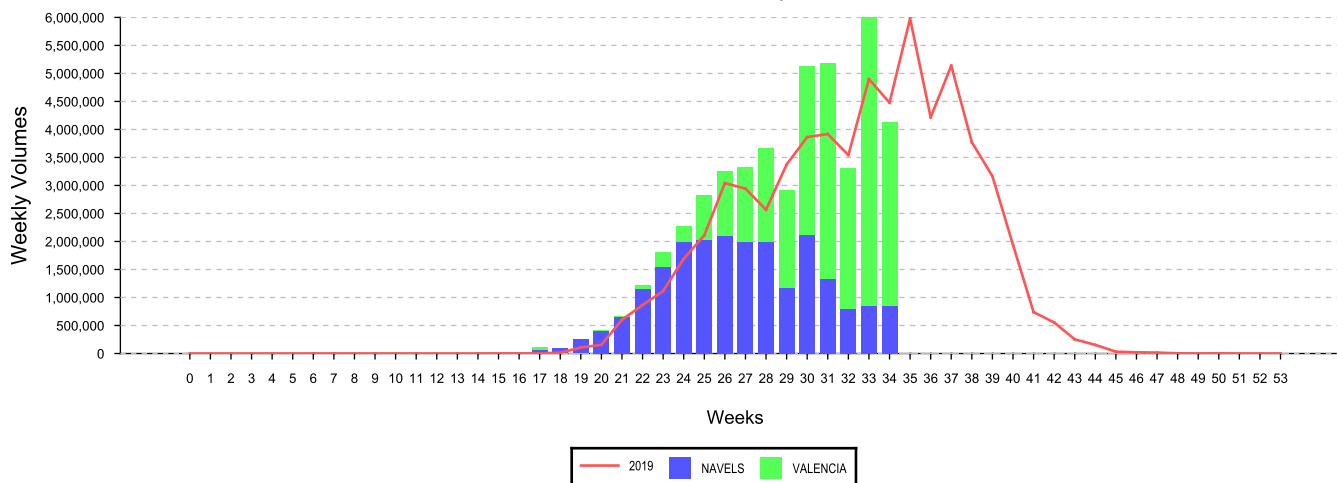


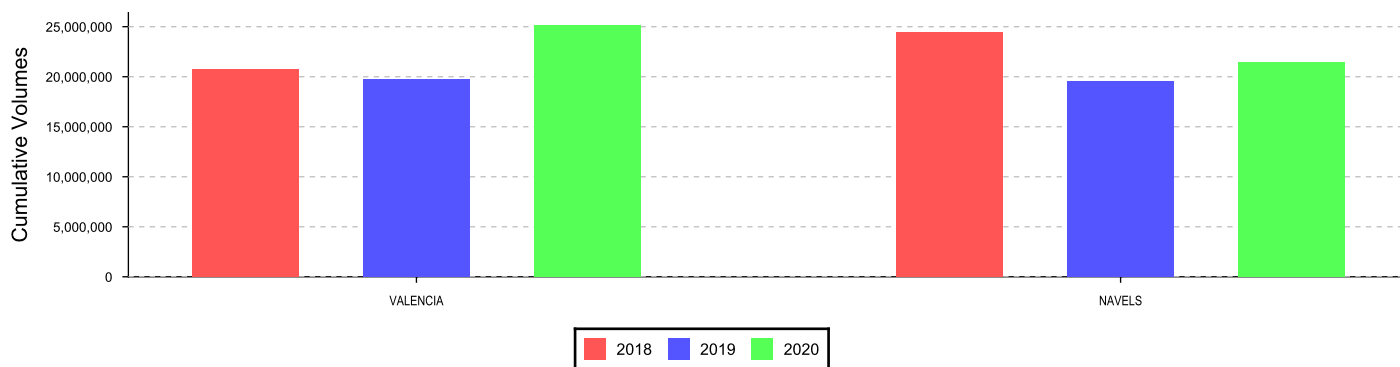
ORANGES (15.00 kg Cartons)

Total ORANGES Exported



Region	Weekly volumes - Week 34									Cumulative volumes - YTD - week 34								
	2019 Air	2019 Ship	2019 Total	2020 Air	2020 Ship	2020 Total	Diff	%Diff		2019 Air	2019 Ship	2019 Total	2020 Air	2020 Ship	2020 Total	Diff	%Diff	Distr
Africa and Islands	0	34,617	34,617	0	33,635	33,635	-982	-3%		0	354,191	354,191	0	342,747	342,747	-11,444	-3%	1 %
Asia	0	360,753	360,753	0	213,002	213,002	-147,752	-41%		0	2,168,382	2,168,382	0	2,863,781	2,863,781	695,399	32%	6 %
Europe	0	1,864,614	1,864,614	0	1,514,690	1,514,690	-349,924	-19%		0	13,443,666	13,443,666	0	19,357,107	19,357,107	5,913,441	44%	42 %
Middle East	0	392,133	392,133	0	636,863	636,863	244,730	62%		0	6,606,881	6,606,881	0	7,151,345	7,151,345	544,465	8%	15 %
North-America	0	190,532	190,532	0	318,732	318,732	128,201	67%		0	2,766,872	2,766,872	0	3,736,116	3,736,116	969,245	35%	8 %
Other	0	0	0	0	0	0	0			0	0	0	0	0	0	0		0 %
Russian Federation	0	335,881	335,881	0	333,708	333,708	-2,174	-1%		0	2,774,301	2,774,301	0	3,463,747	3,463,747	689,446	25%	7 %
South East Asia	0	1,020,282	1,020,282	0	889,963	889,963	-130,319	-13%		0	8,857,404	8,857,404	0	6,631,500	6,631,500	-2,225,904	-25%	14 %
United Kingdom	0	279,321	279,321	0	191,831	191,831	-87,490	-31%		0	2,326,905	2,326,905	0	3,084,910	3,084,910	758,005	33%	7 %
Total	0	4,478,134	4,478,134	0	4,132,424	4,132,424	-345,711	-8%		0	39,298,603	39,298,603	0	46,631,254	46,631,254	7,332,651	19%	

Major Cultivars Currently Exported



Cumulative volumes - YTD	Africa and Islands	Asia	Europe	Middle East	North-America	Other	Russian Federation	South East Asia	United Kingdom	Total
	LATE NAVEL	7,728	24,868	1,344,116	1,027,878	135,801	0	169,608	870,234	84,468
NAVELS	196,308	615,710	6,230,658	2,910,544	2,913,678	0	1,206,521	1,463,963	1,516,300	17,053,682
RED NAVEL	17,296	11,221	148,301	36,570	276,665	0	99,160	174,090	8,258	771,560
UNKNOWN	0	0	0	0	0	0	0	0	0	0
VALENCIA	121,415	2,211,982	11,634,033	3,176,354	409,972	0	1,988,457	4,123,213	1,475,885	25,141,311
Total	342,747	2,863,781	19,357,107	7,151,345	3,736,116	0	3,463,747	6,631,500	3,084,910	46,631,254

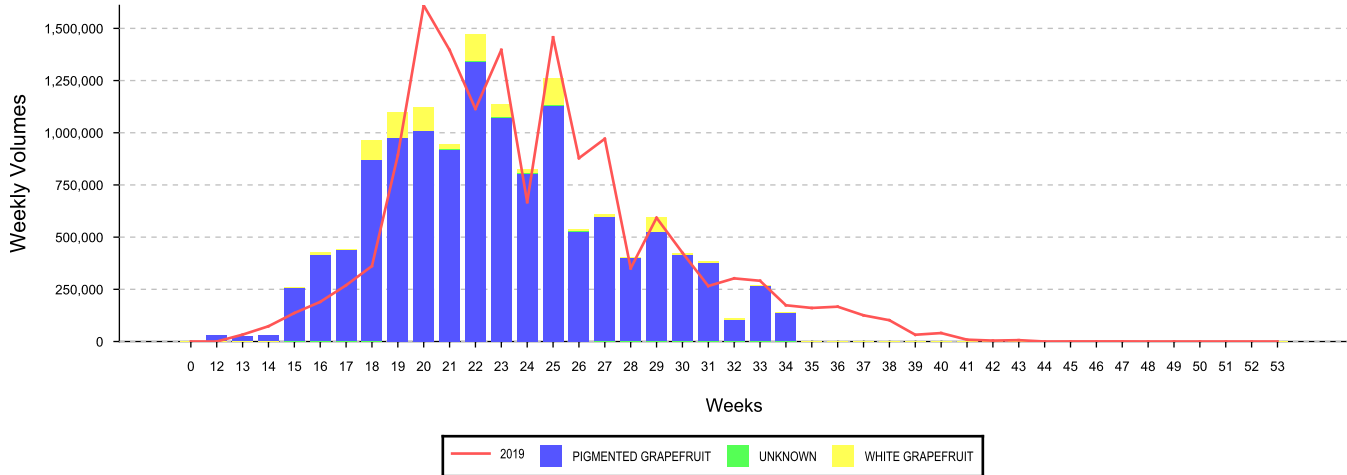
Indemnity:
 Agri-hub shall take all reasonable precautions to ensure that any information and data provided by Agri-hub from its information sources are correct. Neither Agri-hub nor any of its directors, employees or information sources take any responsibility for action or losses that might occur as a result of the usage of this information.

Historical week's export figures for the previous season (2019)

		Africa and Islands	Asia	Europe	Middle East	North-America	Other	Russian Federation	South East Asia	United Kingdom	Total Region Desc
Week 34	LATE NAVEL	5,440	4,032	212,437	90,011	30,558	0	9,895	205,713	6,061	564,148
	NAVELS	3,285	3,945	90,271	20,817	64,388	0	15,119	36,422	15,269	249,517
	RED NAVEL	0	0	237	0	0	0	0	1,717	83	2,037
	UNKNOWN	0	0	0	0	0	0	0	0	0	0
	VALENCIA	25,892	352,776	1,561,669	281,305	95,585	0	310,867	776,430	257,908	3,662,433
	Total Variety Group	34,617	360,753	1,864,614	392,133	190,532	0	335,881	1,020,282	279,321	4,478,134
Week 35	LATE NAVEL	2,477	3,618	243,002	466,223	5,600	0	28,724	74,762	23,200	847,607
	NAVELS	2,600	1,433	30,606	40,904	421	0	9,164	6,459	2,146	93,735
	RED NAVEL	0	0	0	0	0	0	1,254	0	0	1,254
	UNKNOWN	0	0	0	0	0	0	0	0	0	0
	VALENCIA	36,618	224,281	2,037,836	1,237,897	68,336	0	453,181	582,231	398,624	5,039,004
	Total Variety Group	41,696	229,331	2,311,445	1,745,025	74,357	0	492,324	663,452	423,971	5,981,600
Week 36	LATE NAVEL	3,095	2,016	183,818	187,416	25,153	0	23,421	61,812	12,910	499,641
	NAVELS	33	0	8,666	21,966	22,147	0	1,786	12,111	1,101	67,810
	RED NAVEL	0	0	0	0	0	0	2,064	0	0	2,064
	UNKNOWN	0	0	0	0	0	0	0	0	0	0
	VALENCIA	44,742	418,285	1,460,757	624,399	157,084	0	110,350	569,946	261,310	3,646,873
	Total Variety Group	47,870	420,301	1,653,241	833,782	204,384	0	137,621	643,869	275,321	4,216,387
Total week		124,183	1,010,385	5,829,299	2,970,939	469,273	0	965,826	2,327,603	978,613	14,676,122

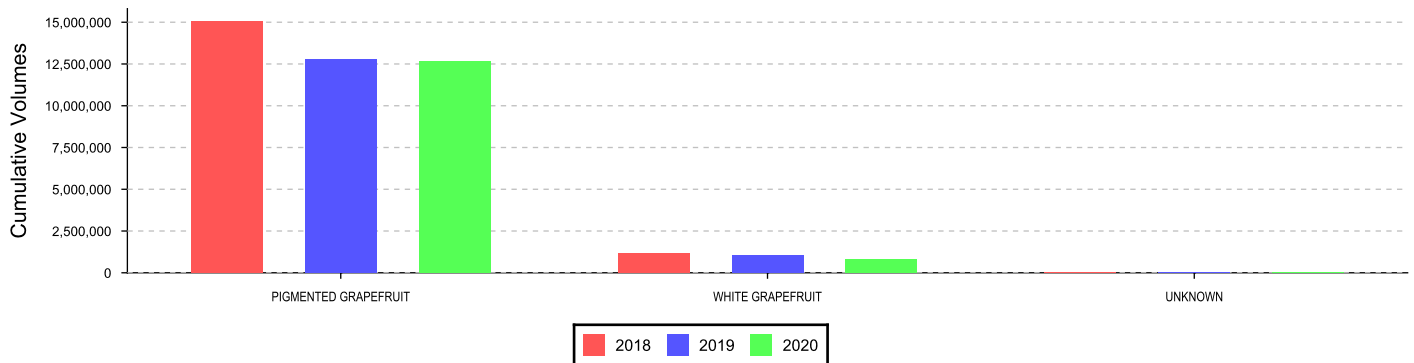
GRAPEFRUIT (15.00 kg Cartons)

Total GRAPEFRUIT Exported



Region	Weekly volumes - Week 34									Cumulative volumes - YTD - week 34								
	2019 Air	2019 Ship	2019 Total	2020 Air	2020 Ship	2020 Total	Diff	%Diff		2019 Air	2019 Ship	2019 Total	2020 Air	2020 Ship	2020 Total	Diff	%Diff	Distr
Africa and Islands	0	208	208	0	3,091	3,091	2,883	1386%		0	35,496	35,496	0	32,882	32,882	-2,614	-7%	0 %
Asia	0	14,910	14,910	0	6,675	6,675	-8,235	-55%		0	2,357,502	2,357,502	0	1,820,859	1,820,859	-536,643	-23%	13 %
Europe	0	55,775	55,775	0	22,448	22,448	-33,327	-60%		0	5,957,740	5,957,740	0	5,406,763	5,406,763	-550,977	-9%	40 %
Middle East	0	3,497	3,497	0	13,729	13,729	10,232	293%		0	379,249	379,249	0	236,652	236,652	-142,597	-38%	2 %
North-America	0	22,488	22,488	0	5,728	5,728	-16,760	-75%		0	655,748	655,748	0	598,376	598,376	-57,372	-9%	4 %
Other	0	0	0	0	0	0	0			0	0	0	0	384	384	384		0 %
Russian Federation	0	19,445	19,445	0	24,439	24,439	4,995	26%		0	988,168	988,168	0	1,199,126	1,199,126	210,958	21%	9 %
South East Asia	0	43,539	43,539	0	62,388	62,388	18,849	43%		0	2,774,184	2,774,184	0	3,631,071	3,631,071	856,887	31%	27 %
United Kingdom	0	13,840	13,840	0	2,842	2,842	-10,998	-79%		0	699,932	699,932	0	599,633	599,633	-100,299	-14%	4 %
Total	0	173,701	173,701	0	141,340	141,340	-32,361	-19%		0	13,848,019	13,848,019	0	13,525,746	13,525,746	-322,273	-2%	

Major Cultivars Currently Exported



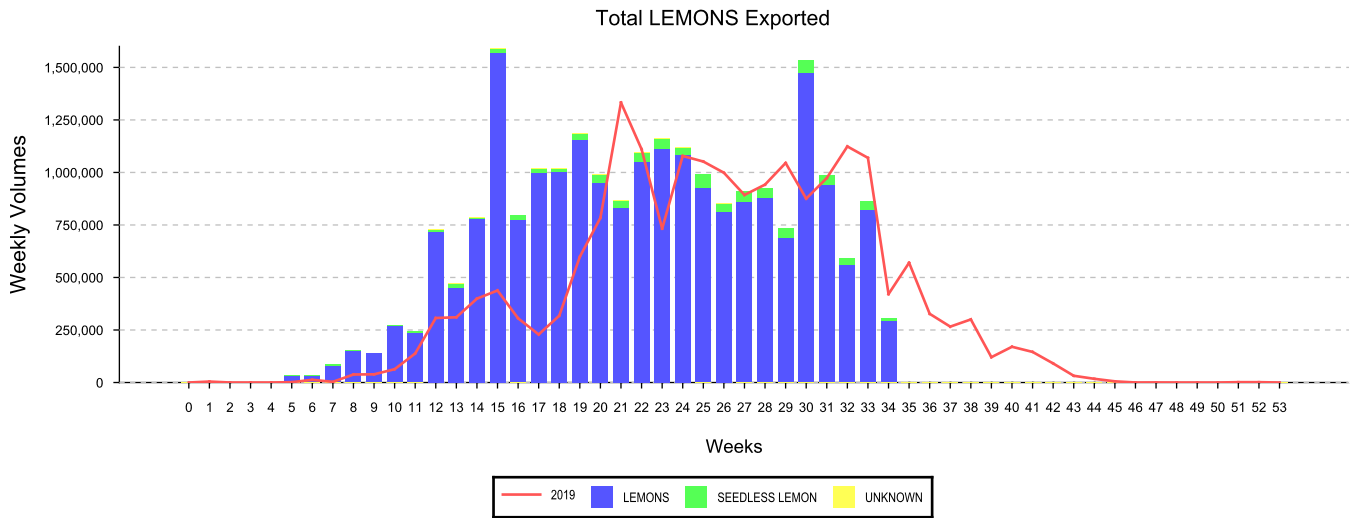
Cumulative volumes - YTD	Africa and Islands	Asia	Europe	Middle East	North-America	Other	Russian Federation	South East Asia	United Kingdom	Total
	PIGMENTED	32,007	1,332,580	5,178,936	221,741	596,931	384	1,164,588	3,614,446	543,006
UNKNOWN	667	0	594	8,731	831	0	10,756	293	0	21,872
WHITE	208	488,279	227,233	6,181	613	0	23,781	16,332	56,627	819,255
Total	32,882	1,820,859	5,406,763	236,652	598,376	384	1,199,126	3,631,071	599,633	13,525,746

Indemnity:
Agri-hub shall take all reasonable precautions to ensure that any information and data provided by Agri-hub from its information sources are correct. Neither Agri-hub nor any of its directors, employees or information sources take any responsibility for action or losses that might occur as a result of the usage of this information.

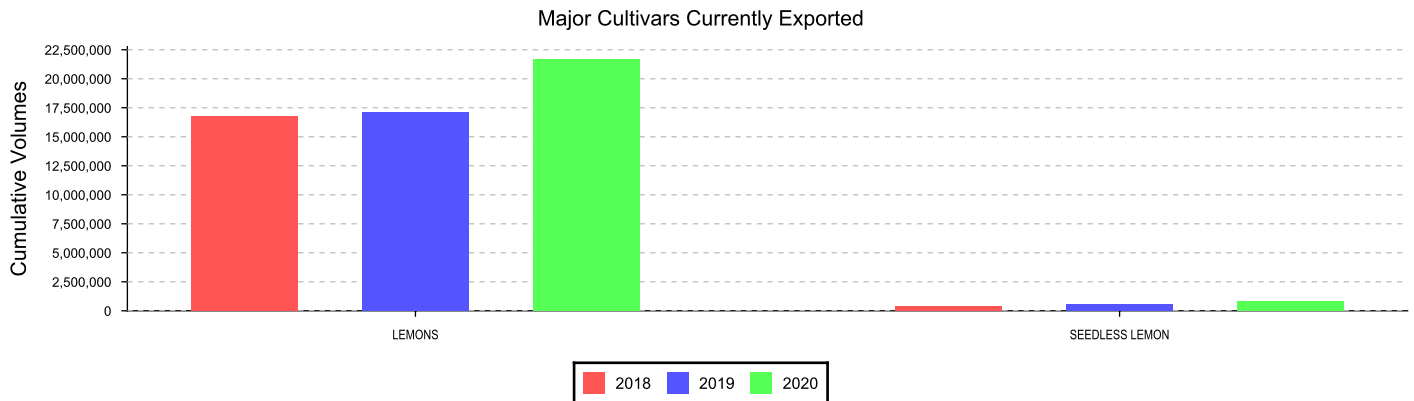
Historical week's export figures for the previous season (2019)

		Africa and Islands	Asia	Europe	Middle East	North-America	Other	Russian Federation	South East Asia	United Kingdom	Total Region Desc
Week 34	PIGMENTED	208	14,910	55,775	3,497	22,488	0	19,445	43,539	13,840	173,701
	UNKNOWN	0	0	0	0	0	0	0	0	0	0
	WHITE	0	0	0	0	0	0	0	0	0	0
	Total Variety Group	208	14,910	55,775	3,497	22,488	0	19,445	43,539	13,840	173,701
Week 35	PIGMENTED	347	7,744	68,206	26,610	0	0	13,153	27,734	14,188	157,981
	UNKNOWN	0	0	0	0	0	0	0	0	0	0
	WHITE	0	0	0	0	0	0	2,773	0	0	2,773
	Total Variety Group	347	7,744	68,206	26,610	0	0	15,926	27,734	14,188	160,754
Week 36	PIGMENTED	1,387	5,569	37,064	7,546	70,152	0	12,231	24,387	5,933	164,270
	UNKNOWN	0	0	0	0	0	0	0	0	0	0
	WHITE	0	0	0	0	0	0	2,600	0	0	2,600
	Total Variety Group	1,387	5,569	37,064	7,546	70,152	0	14,831	24,387	5,933	166,870
Total week		1,941	28,223	161,045	37,653	92,640	0	50,202	95,660	33,961	501,325

LEMONS (15.00 kg Cartons)



Region	Weekly volumes - Week 34									Cumulative volumes - YTD - week 34								
	2019 Air	2019 Ship	2019 Total	2020 Air	2020 Ship	2020 Total	Diff	%Diff		2019 Air	2019 Ship	2019 Total	2020 Air	2020 Ship	2020 Total	Diff	%Diff	Distr
Africa and Islands	0	10,342	10,342	0	242	242	-10,100	-98%		0	112,709	112,709	0	150,455	150,455	37,746	33%	1 %
Asia	0	4,236	4,236	0	4,409	4,409	173	4%		0	125,807	125,807	0	107,564	107,564	-18,243	-15%	0 %
Europe	0	117,538	117,538	0	138,131	138,131	20,593	18%		0	5,110,790	5,110,790	0	8,019,971	8,019,971	2,909,180	57%	36 %
Middle East	0	67,628	67,628	0	112,029	112,029	44,401	66%		0	6,597,715	6,597,715	0	7,882,547	7,882,547	1,284,832	19%	35 %
North-America	0	51,477	51,477	0	7,887	7,887	-43,589	-85%		0	769,116	769,116	0	1,026,723	1,026,723	257,607	33%	5 %
Other	0	0	0	0	0	0	0			0	1,985	1,985	0	0	0	-1,985	-100%	0 %
Russian Federation	0	15,824	15,824	0	12,721	12,721	-3,103	-20%		0	1,693,657	1,693,657	0	2,021,238	2,021,238	327,581	19%	9 %
South East Asia	0	127,780	127,780	0	18,930	18,930	-108,851	-85%		0	1,958,566	1,958,566	0	1,333,576	1,333,576	-624,990	-32%	6 %
United Kingdom	0	25,985	25,985	0	11,922	11,922	-14,063	-54%		0	1,269,397	1,269,397	0	1,963,233	1,963,233	693,836	55%	9 %
Total	0	420,810	420,810	0	306,271	306,271	-114,539	-27%		0	17,639,741	17,639,741	0	22,505,306	22,505,306	4,865,565	28%	



Cumulative volumes - YTD	Africa and Islands	Asia	Europe	Middle East	North-America	Other	Russian Federation	South East Asia	United Kingdom	Total
LEMONS	126,204	92,328	7,689,087	7,685,236	932,362	0	1,955,879	1,323,978	1,872,479	21,677,554
LEMONS SEEDLESS	24,250	15,236	328,103	193,897	94,361	0	65,358	9,598	86,996	817,799
UNKNOWN	0	0	2,781	3,414	0	0	0	0	3,759	9,954
Total	150,455	107,564	8,019,971	7,882,547	1,026,723	0	2,021,238	1,333,576	1,963,233	22,505,306

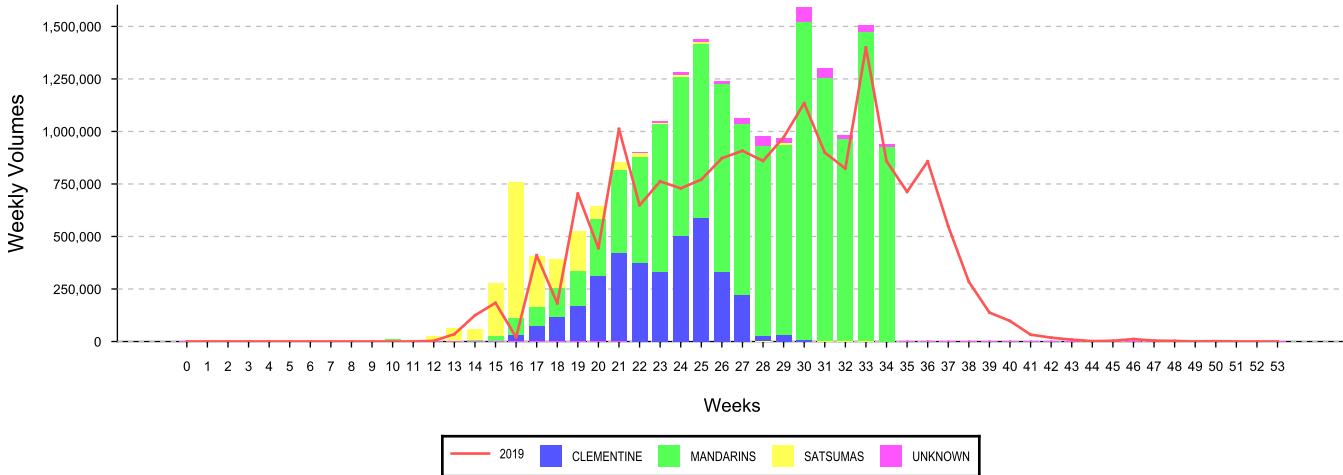
Indemnity:
 Agri-hub shall take all reasonable precautions to ensure that any information and data provided by Agri-hub from its information sources are correct. Neither Agri-hub nor any of its directors, employees or information sources take any responsibility for action or losses that might occur as a result of the usage of this information.

Historical week's export figures for the previous season (2019)

		Africa and Islands	Asia	Europe	Middle East	North-America	Other	Russian Federation	South East Asia	United Kingdom	Total Region Desc
Week 34	LEMONS	8,704	3,297	114,636	67,564	48,752	0	14,846	124,619	25,903	408,321
	LEMONS SEEDLESS	1,638	939	2,902	64	2,724	0	978	3,162	82	12,488
	UNKNOWN	0	0	0	0	0	0	0	0	0	0
	Total Variety Group	10,342	4,236	117,538	67,628	51,477	0	15,824	127,780	25,985	420,810
Week 35	LEMONS	3,899	1,646	135,307	287,301	3,638	0	50,396	37,927	39,284	559,399
	LEMONS SEEDLESS	4,140	0	2,657	2,350	911	0	56	304	287	10,706
	UNKNOWN	0	0	0	0	0	0	0	0	0	0
	Total Variety Group	8,039	1,646	137,965	289,651	4,549	0	50,452	38,231	39,572	570,104
Week 36	LEMONS	4,193	3,390	41,716	95,089	67,111	0	33,964	62,524	15,472	323,459
	LEMONS SEEDLESS	46	0	80	2,198	413	0	111	813	0	3,661
	UNKNOWN	0	0	0	0	0	0	0	0	0	0
	Total Variety Group	4,239	3,390	41,796	97,287	67,524	0	34,075	63,337	15,472	327,120
Total week		22,620	9,272	297,299	454,566	123,550	0	100,350	229,348	81,029	1,318,034

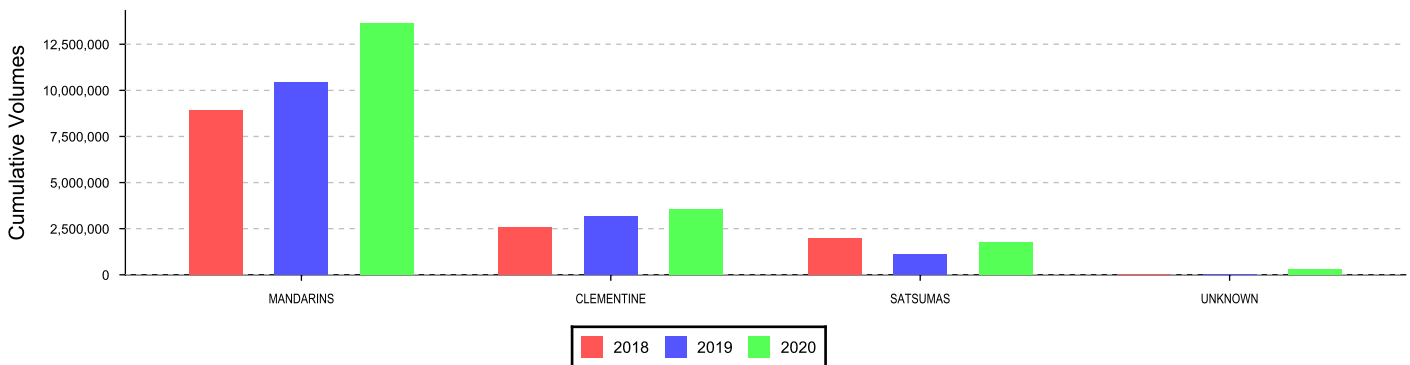
SOFT CITRUS (15.00 kg Cartons)

Total SOFT CITRUS Exported



Region	Weekly volumes - Week 34									Cumulative volumes - YTD - week 34								
	2019 Air	2019 Ship	2019 Total	2020 Air	2020 Ship	2020 Total	Diff	%Diff		2019 Air	2019 Ship	2019 Total	2020 Air	2020 Ship	2020 Total	Diff	%Diff	Distr
Africa and Islands	0	9,165	9,165	0	41,323	41,323	32,158	351%		0	364,827	364,827	0	497,955	497,955	133,128	36%	3 %
Asia	0	74,499	74,499	0	85,797	85,797	11,299	15%		0	885,880	885,880	0	1,143,449	1,143,449	257,569	29%	6 %
Europe	0	311,217	311,217	0	301,878	301,878	-9,339	-3%		0	3,674,740	3,674,740	0	5,075,386	5,075,386	1,400,646	38%	26 %
Middle East	0	25,322	25,322	0	80,231	80,231	54,909	217%		0	1,455,617	1,455,617	0	2,053,382	2,053,382	597,765	41%	11 %
North-America	0	112,977	112,977	0	157,705	157,705	44,728	40%		0	1,420,968	1,420,968	0	2,387,373	2,387,373	966,404	68%	12 %
Other	0	0	0	0	0	0	0			0	0	0	0	0	0	0		0 %
Russian Federation	0	70,856	70,856	0	74,013	74,013	3,156	4%		0	1,464,008	1,464,008	0	1,650,834	1,650,834	186,826	13%	9 %
South East Asia	0	42,658	42,658	0	67,870	67,870	25,212	59%		0	1,714,922	1,714,922	0	1,383,217	1,383,217	-331,705	-19%	7 %
United Kingdom	0	212,092	212,092	0	132,227	132,227	-79,865	-38%		0	3,776,981	3,776,981	0	5,065,052	5,065,052	1,288,072	34%	26 %
Total	0	858,786	858,786	0	941,045	941,045	82,258	10%		0	14,757,942	14,757,942	0	19,256,648	19,256,648	4,498,706	30%	

Major Cultivars Currently Exported



Cumulative volumes - YTD	Africa and Islands	Asia	Europe	Middle East	North-America	Other	Russian Federation	South East Asia	United Kingdom	Total
CLEMENTINE	14,963	7,167	794,668	112,438	552,251	0	124,489	6,818	1,945,506	3,558,300
MANDARINS	456,250	1,089,744	3,743,469	1,884,256	1,801,601	0	1,141,201	1,319,792	2,200,004	13,636,318
SATSUMAS	2,859	0	463,841	22,339	217	0	377,046	0	875,563	1,741,866
UNKNOWN	23,882	46,538	73,407	34,348	33,304	0	8,097	56,608	43,978	320,163
Total	497,955	1,143,449	5,075,386	2,053,382	2,387,373	0	1,650,834	1,383,217	5,065,052	19,256,648

Indemnity:
 Agri-hub shall take all reasonable precautions to ensure that any information and data provided by Agri-hub from its information sources are correct. Neither Agri-hub nor any of its directors, employees or information sources take any responsibility for action or losses that might occur as a result of the usage of this information.

Historical week's export figures for the previous season (2019)

		Africa and Islands	Asia	Europe	Middle East	North-America	Other	Russian Federation	South East Asia	United Kingdom	Total Region Desc
Week 34	CLEMENTINE	205	0	1,765	0	0	0	0	0	286	2,256
	MANDARINS	8,959	74,499	306,114	25,322	112,977	0	70,856	41,998	211,806	852,532
	SATSUMAS	0	0	0	0	0	0	0	0	0	0
	UNKNOWN	0	0	3,338	0	0	0	0	660	0	3,997
	Total Variety Group	9,165	74,499	311,217	25,322	112,977	0	70,856	42,658	212,092	858,786
Week 35	CLEMENTINE	77	0	79	0	0	0	0	0	0	156
	MANDARINS	30,932	39,965	333,999	55,637	9,784	0	23,655	25,182	190,784	709,939
	SATSUMAS	0	0	0	0	0	0	0	0	0	0
	UNKNOWN	74	0	2,563	73	0	0	0	0	142	2,852
	Total Variety Group	31,082	39,965	336,642	55,710	9,784	0	23,655	25,182	190,926	712,947
Week 36	CLEMENTINE	0	0	2,557	0	0	0	0	0	0	2,557
	MANDARINS	26,098	79,173	208,076	69,121	258,518	0	46,522	16,223	143,129	846,860
	SATSUMAS	0	0	0	0	0	0	0	0	0	0
	UNKNOWN	0	0	6,833	0	0	0	0	1,223	0	8,057
	Total Variety Group	26,098	79,173	217,466	69,121	258,518	0	46,522	17,446	143,129	857,473
Total week		66,345	193,637	865,325	150,153	381,279	0	141,034	85,285	546,148	2,429,206