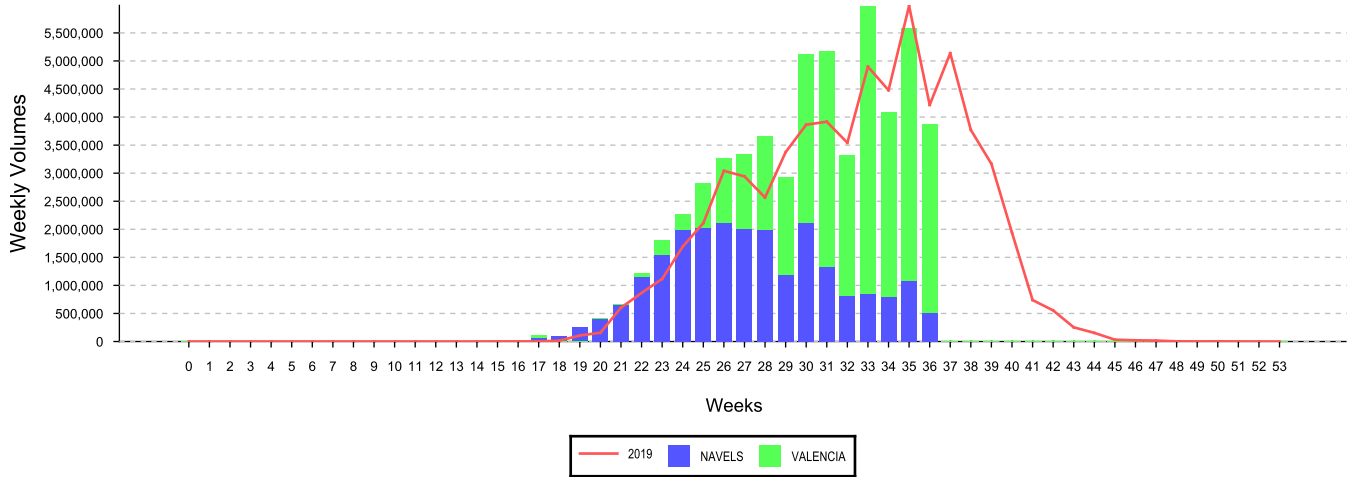


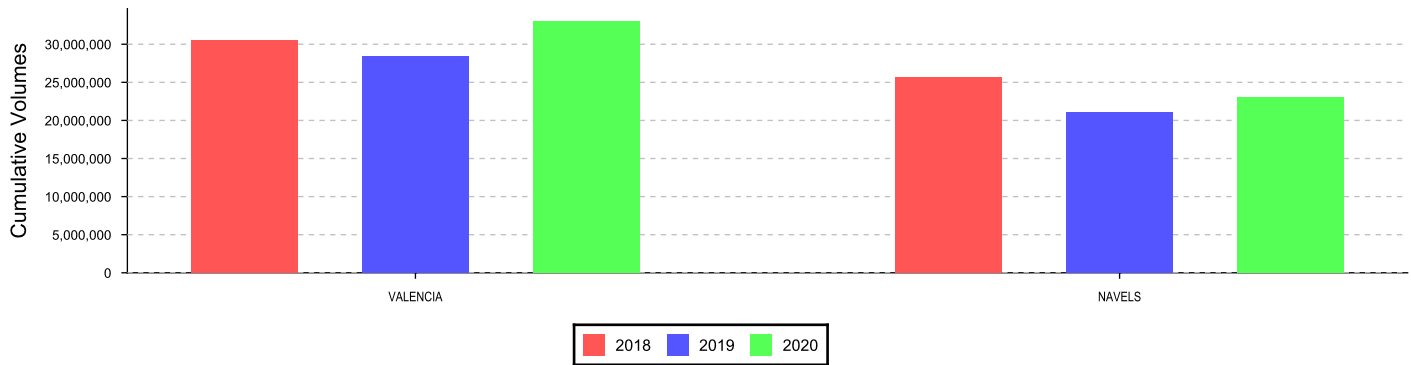
ORANGES (15.00 kg Cartons)

Total ORANGES Exported



Region	Weekly volumes - Week 36									Cumulative volumes - YTD - week 36								
	2019 Air	2019 Ship	2019 Total	2020 Air	2020 Ship	2020 Total	Diff	%Diff		2019 Air	2019 Ship	2019 Total	2020 Air	2020 Ship	2020 Total	Diff	%Diff	Distr
Africa and Islands	0	47,870	47,870	0	58,127	58,127	10,258	21%		0	443,757	443,757	0	450,687	450,687	6,931	2%	1 %
Asia	0	420,301	420,301	0	306,814	306,814	-113,486	-27%		0	2,818,014	2,818,014	0	3,399,907	3,399,907	581,893	21%	6 %
Europe	0	1,653,241	1,653,241	0	1,646,166	1,646,166	-7,075	-0%		0	17,408,352	17,408,352	0	23,051,509	23,051,509	5,643,157	32%	41 %
Middle East	0	833,782	833,782	0	487,957	487,957	-345,825	-41%		0	9,185,687	9,185,687	0	9,062,964	9,062,964	-122,723	-1%	16 %
North-America	0	204,384	204,384	0	116,168	116,168	-88,216	-43%		0	3,045,613	3,045,613	0	4,126,662	4,126,662	1,081,050	35%	7 %
Other	0	0	0	0	0	0	0			0	0	0	0	0	0	0		0 %
Russian Federation	0	137,621	137,621	0	251,700	251,700	114,079	83%		0	3,404,246	3,404,246	0	4,096,359	4,096,359	692,113	20%	7 %
South East Asia	0	643,869	643,869	0	756,649	756,649	112,780	18%		0	10,164,725	10,164,725	0	8,223,460	8,223,460	-1,941,264	-19%	15 %
United Kingdom	0	275,321	275,321	0	243,461	243,461	-31,860	-12%		0	3,026,197	3,026,197	0	3,620,923	3,620,923	594,726	20%	6 %
Total	0	4,216,387	4,216,387	0	3,867,041	3,867,041	-349,346	-8%		0	49,496,590	49,496,590	0	56,032,472	56,032,472	6,535,882	13%	

Major Cultivars Currently Exported



Cumulative volumes - YTD	Africa and Islands	Asia	Europe	Middle East	North-America	Other	Russian Federation	South East Asia	United Kingdom	Total
	LATE NAVEL	21,000	26,587	1,726,520	1,573,076	205,231	0	203,710	1,089,339	131,942
NAVELS	205,158	615,710	6,285,413	2,955,121	2,976,916	0	1,222,552	1,487,626	1,522,646	17,271,143
RED NAVEL	17,296	11,221	148,301	36,570	276,832	0	99,160	174,090	8,258	771,726
UNKNOWN	0	0	0	0	0	0	0	0	0	0
VALENCIA	207,234	2,746,389	14,891,275	4,498,197	667,683	0	2,570,936	5,472,405	1,958,077	33,012,197
Total	450,687	3,399,907	23,051,509	9,062,964	4,126,662	0	4,096,359	8,223,460	3,620,923	56,032,472

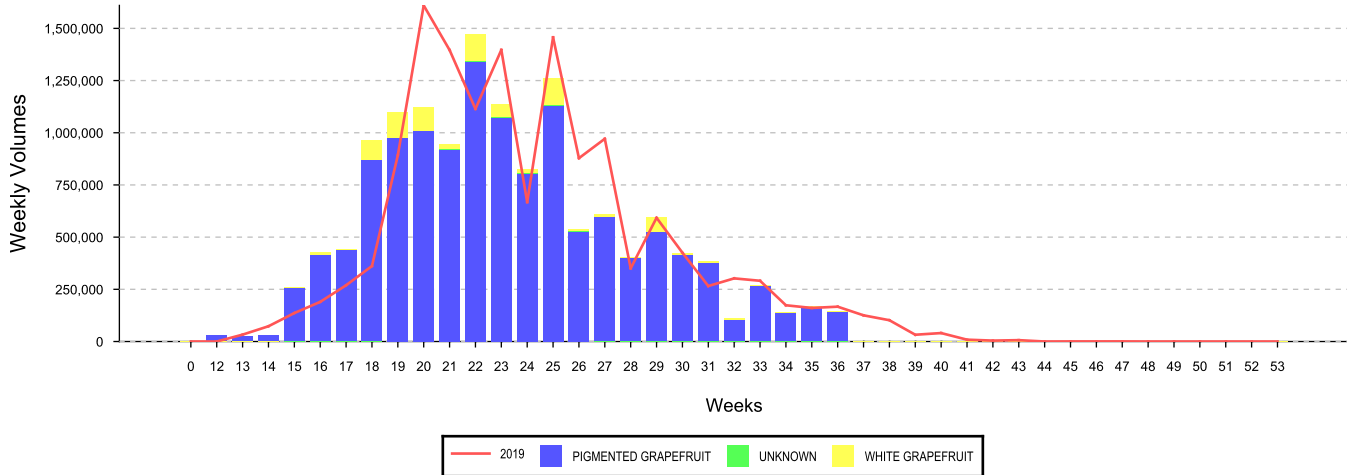
Indemnity:
 Agri-hub shall take all reasonable precautions to ensure that any information and data provided by Agri-hub from its information sources are correct. Neither Agri-hub nor any of its directors, employees or information sources take any responsibility for action or losses that might occur as a result of the usage of this information.

Historical week's export figures for the previous season (2019)

		Africa and Islands	Asia	Europe	Middle East	North-America	Other	Russian Federation	South East Asia	United Kingdom	Total Region Desc
Week 36	LATE NAVEL	3,095	2,016	183,818	187,416	25,153	0	23,421	61,812	12,910	499,641
	NAVELS	33	0	8,666	21,966	22,147	0	1,786	12,111	1,101	67,810
	RED NAVEL	0	0	0	0	0	0	2,064	0	0	2,064
	UNKNOWN	0	0	0	0	0	0	0	0	0	0
	VALENCIA	44,742	418,285	1,460,757	624,399	157,084	0	110,350	569,946	261,310	3,646,873
	Total Variety Group	47,870	420,301	1,653,241	833,782	204,384	0	137,621	643,869	275,321	4,216,387
Week 37	LATE NAVEL	2,984	2,018	233,551	242,110	796	0	10,750	63,200	18,061	573,470
	NAVELS	0	0	11,022	5,132	0	0	428	764	0	17,346
	RED NAVEL	0	0	0	0	0	0	0	0	0	0
	UNKNOWN	0	0	0	0	0	0	0	0	0	0
	VALENCIA	33,191	232,206	1,999,598	827,340	337,774	0	329,139	395,681	392,193	4,547,123
	Total Variety Group	36,176	234,224	2,244,171	1,074,582	338,569	0	340,316	459,645	410,255	5,137,938
Week 38	LATE NAVEL	8,045	0	52,415	372,607	4,128	0	19,529	46,757	15,968	519,448
	NAVELS	194	0	1,129	8,624	0	0	0	1,667	0	11,614
	RED NAVEL	0	0	0	0	0	0	0	0	0	0
	UNKNOWN	0	0	0	0	0	0	0	0	0	0
	VALENCIA	59,714	480,897	906,590	740,453	33,551	0	300,638	443,482	275,308	3,240,633
	Total Variety Group	67,954	480,897	960,134	1,121,683	37,679	0	320,167	491,906	291,276	3,771,696
Total week		151,999	1,135,423	4,857,546	3,030,047	580,632	0	798,104	1,595,419	976,852	13,126,022

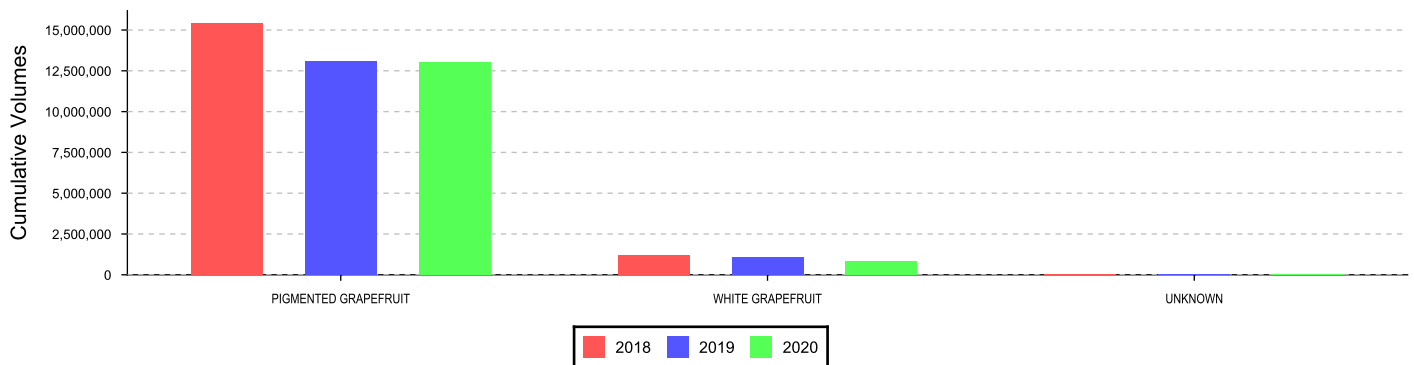
GRAPEFRUIT (15.00 kg Cartons)

Total GRAPEFRUIT Exported



Region	Weekly volumes - Week 36									Cumulative volumes - YTD - week 36								
	2019 Air	2019 Ship	2019 Total	2020 Air	2020 Ship	2020 Total	Diff	%Diff		2019 Air	2019 Ship	2019 Total	2020 Air	2020 Ship	2020 Total	Diff	%Diff	Distr
Africa and Islands	0	1,387	1,387	0	217	217	-1,170	-84%		0	37,229	37,229	0	33,243	33,243	-3,986	-11%	0 %
Asia	0	5,569	5,569	0	0	0	-5,569	-100%		0	2,370,815	2,370,815	0	1,827,344	1,827,344	-543,471	-23%	13 %
Europe	0	37,064	37,064	0	24,465	24,465	-12,599	-34%		0	6,063,010	6,063,010	0	5,453,071	5,453,071	-609,940	-10%	39 %
Middle East	0	7,546	7,546	0	19,867	19,867	12,321	163%		0	413,405	413,405	0	276,077	276,077	-137,327	-33%	2 %
North-America	0	70,152	70,152	0	27,778	27,778	-42,374	-60%		0	725,900	725,900	0	642,018	642,018	-83,882	-12%	5 %
Other	0	0	0	0	0	0	0			0	0	0	0	384	384	384		0 %
Russian Federation	0	14,831	14,831	0	16,988	16,988	2,157	15%		0	1,018,925	1,018,925	0	1,237,716	1,237,716	218,790	21%	9 %
South East Asia	0	24,387	24,387	0	47,356	47,356	22,969	94%		0	2,826,305	2,826,305	0	3,755,592	3,755,592	929,287	33%	27 %
United Kingdom	0	5,933	5,933	0	6,756	6,756	823	14%		0	720,053	720,053	0	611,274	611,274	-108,779	-15%	4 %
Total	0	166,870	166,870	0	143,427	143,427	-23,443	-14%		0	14,175,643	14,175,643	0	13,836,719	13,836,719	-338,925	-2%	

Major Cultivars Currently Exported



Cumulative volumes - YTD	Africa and Islands	Asia	Europe	Middle East	North-America	Other	Russian Federation	South East Asia	United Kingdom	Total
	PIGMENTED	32,369	1,339,065	5,225,244	261,166	640,573	384	1,200,405	3,738,967	554,647
UNKNOWN	667	0	594	8,731	831	0	10,756	293	0	21,872
WHITE	208	488,279	227,233	6,181	613	0	26,555	16,332	56,627	822,028
Total	33,243	1,827,344	5,453,071	276,077	642,018	384	1,237,716	3,755,592	611,274	13,836,719

Indemnity:
 Agri-hub shall take all reasonable precautions to ensure that any information and data provided by Agri-hub from its information sources are correct. Neither Agri-hub nor any of its directors, employees or information sources take any responsibility for action or losses that might occur as a result of the usage of this information.

Historical week's export figures for the previous season (2019)

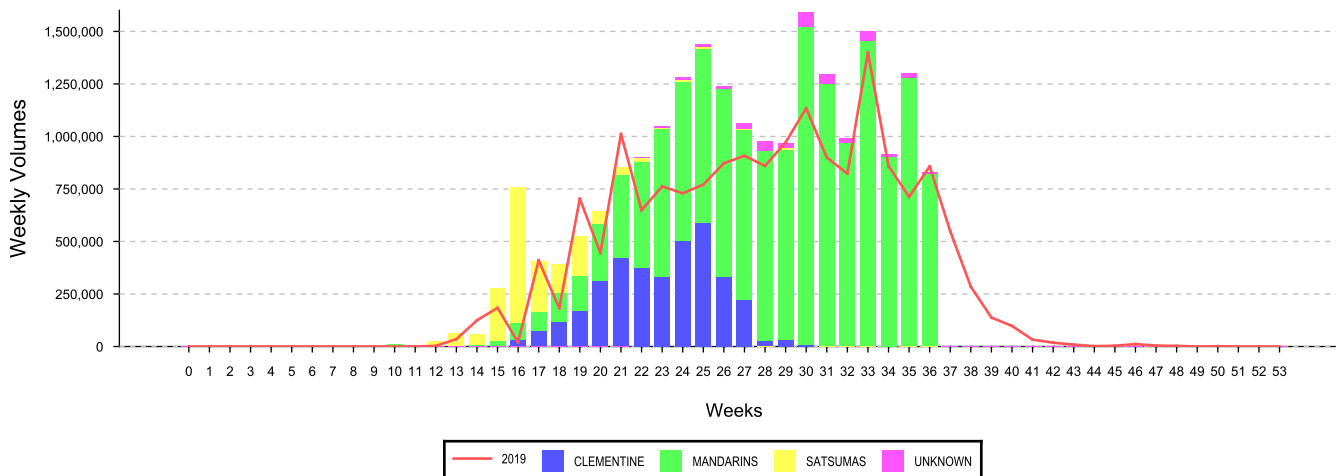
		Africa and Islands	Asia	Europe	Middle East	North-America	Other	Russian Federation	South East Asia	United Kingdom	Total Region Desc
Week 36	PIGMENTED	1,387	5,569	37,064	7,546	70,152	0	12,231	24,387	5,933	164,270
	UNKNOWN	0	0	0	0	0	0	0	0	0	0
	WHITE	0	0	0	0	0	0	2,600	0	0	2,600
	Total Variety Group	1,387	5,569	37,064	7,546	70,152	0	14,831	24,387	5,933	166,870
Week 37	PIGMENTED	208	0	36,568	11,454	5,453	0	26,686	37,589	7,546	125,503
	UNKNOWN	0	0	0	0	0	0	0	0	0	0
	WHITE	0	0	0	0	0	0	0	0	0	0
	Total Variety Group	208	0	36,568	11,454	5,453	0	26,686	37,589	7,546	125,503
Week 38	PIGMENTED	3,425	0	11,791	13,306	1,681	0	17,445	50,599	3,684	101,930
	UNKNOWN	0	0	0	0	0	0	0	0	0	0
	WHITE	0	0	0	0	0	0	0	0	0	0
	Total Variety Group	3,425	0	11,791	13,306	1,681	0	17,445	50,599	3,684	101,930
Total week		5,019	5,569	85,423	32,306	77,286	0	58,962	112,575	17,163	394,303

Historical week's export figures for the previous season (2019)

		Africa and Islands	Asia	Europe	Middle East	North-America	Other	Russian Federation	South East Asia	United Kingdom	Total Region Desc
Week 36	LEMONS	4,193	3,390	41,716	95,089	67,111	0	33,964	62,524	15,472	323,459
	LEMONS SEEDLESS	46	0	80	2,198	413	0	111	813	0	3,661
	UNKNOWN	0	0	0	0	0	0	0	0	0	0
	Total Variety Group	4,239	3,390	41,796	97,287	67,524	0	34,075	63,337	15,472	327,120
Week 37	LEMONS	2,482	3,787	71,359	71,696	5,431	0	5,861	58,137	45,713	264,467
	LEMONS SEEDLESS	553	0	357	106	0	0	25	500	0	1,541
	UNKNOWN	0	0	0	0	0	0	0	0	0	0
	Total Variety Group	3,035	3,787	71,717	71,802	5,431	0	5,886	58,637	45,713	266,007
Week 38	LEMONS	17,664	1,643	22,171	119,943	16,076	0	22,585	58,965	38,416	297,463
	LEMONS SEEDLESS	244	0	92	2,034	101	0	0	334	0	2,806
	UNKNOWN	0	0	0	0	0	0	0	0	0	0
	Total Variety Group	17,908	1,643	22,264	121,978	16,176	0	22,585	59,299	38,416	300,269
Total week		25,181	8,819	135,777	291,067	89,132	0	62,546	181,273	99,601	893,396

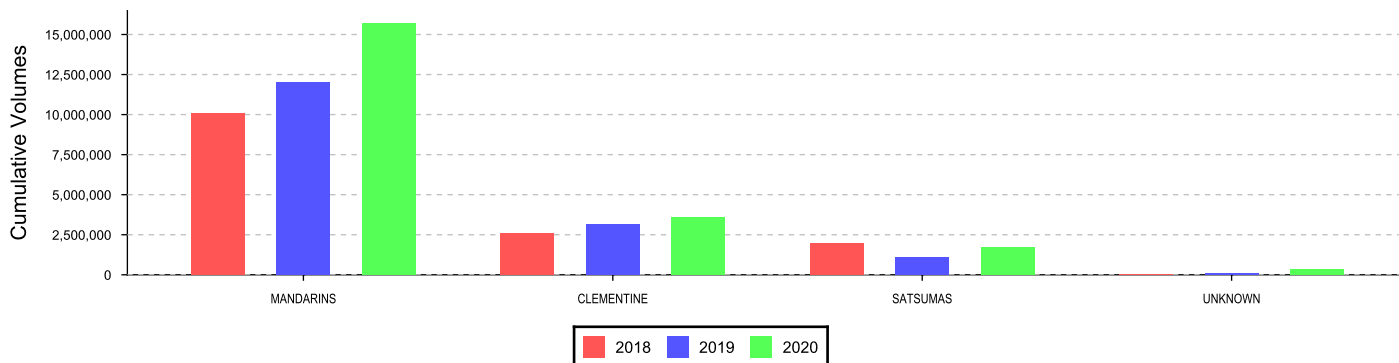
SOFT CITRUS (15.00 kg Cartons)

Total SOFT CITRUS Exported



Region	Weekly volumes - Week 36									Cumulative volumes - YTD - week 36								
	2019 Air	2019 Ship	2019 Total	2020 Air	2020 Ship	2020 Total	Diff	%Diff		2019 Air	2019 Ship	2019 Total	2020 Air	2020 Ship	2020 Total	Diff	%Diff	Distr
Africa and Islands	0	26,098	26,098	0	52,821	52,821	26,723	102%		0	422,007	422,007	0	617,589	617,589	195,582	46%	3 %
Asia	0	79,173	79,173	0	75,054	75,054	-4,118	-5%		0	1,005,018	1,005,018	0	1,296,623	1,296,623	291,606	29%	6 %
Europe	0	217,466	217,466	0	232,481	232,481	15,015	7%		0	4,228,847	4,228,847	0	5,673,607	5,673,607	1,444,759	34%	27 %
Middle East	0	69,121	69,121	0	53,679	53,679	-15,442	-22%		0	1,580,448	1,580,448	0	2,236,446	2,236,446	655,998	42%	10 %
North-America	0	258,518	258,518	0	164,927	164,927	-93,591	-36%		0	1,689,271	1,689,271	0	2,828,892	2,828,892	1,139,621	67%	13 %
Other	0	0	0	0	0	0	0			0	0	0	0	0	0	0		0 %
Russian Federation	0	46,522	46,522	0	49,616	49,616	3,094	7%		0	1,534,186	1,534,186	0	1,789,590	1,789,590	255,405	17%	8 %
South East Asia	0	17,446	17,446	0	92,441	92,441	74,995	430%		0	1,757,550	1,757,550	0	1,578,689	1,578,689	-178,861	-10%	7 %
United Kingdom	0	143,129	143,129	0	108,421	108,421	-34,708	-24%		0	4,111,036	4,111,036	0	5,344,107	5,344,107	1,233,071	30%	25 %
Total	0	857,473	857,473	0	829,440	829,440	-28,033	-3%		0	16,328,362	16,328,362	0	21,365,543	21,365,543	5,037,181	31%	

Major Cultivars Currently Exported



Cumulative volumes - YTD	Africa and Islands	Asia	Europe	Middle East	North-America	Other	Russian Federation	South East Asia	United Kingdom	Total
	CLEMENTINE	15,315	7,167	795,125	112,438	552,556	0	124,489	6,818	1,945,278
MANDARINS	572,210	1,242,145	4,340,749	2,064,847	2,213,751	0	1,277,533	1,510,862	2,477,505	15,699,603
SATSUMAS	2,859	0	463,841	22,339	217	0	377,046	0	875,563	1,741,866
UNKNOWN	27,204	47,311	73,891	36,821	62,369	0	10,521	61,010	45,760	364,887
Total	617,589	1,296,623	5,673,607	2,236,446	2,828,892	0	1,789,590	1,578,689	5,344,107	21,365,543

Indemnity:
 Agri-hub shall take all reasonable precautions to ensure that any information and data provided by Agri-hub from its information sources are correct. Neither Agri-hub nor any of its directors, employees or information sources take any responsibility for action or losses that might occur as a result of the usage of this information.

Historical week's export figures for the previous season (2019)

		Africa and Islands	Asia	Europe	Middle East	North-America	Other	Russian Federation	South East Asia	United Kingdom	Total Region Desc
Week 36	CLEMENTINE	0	0	2,557	0	0	0	0	0	0	2,557
	MANDARINS	26,098	79,173	208,076	69,121	258,518	0	46,522	16,223	143,129	846,860
	SATSUMAS	0	0	0	0	0	0	0	0	0	0
	UNKNOWN	0	0	6,833	0	0	0	0	1,223	0	8,057
	Total Variety Group	26,098	79,173	217,466	69,121	258,518	0	46,522	17,446	143,129	857,473
Week 37	CLEMENTINE	0	0	0	0	0	0	0	0	0	0
	MANDARINS	16,399	25,183	203,946	36,139	76,447	293	29,785	14,998	143,453	546,642
	SATSUMAS	0	0	0	0	0	0	0	0	0	0
	UNKNOWN	0	0	421	0	0	0	0	0	1,824	2,246
	Total Variety Group	16,399	25,183	204,368	36,139	76,447	293	29,785	14,998	145,277	548,887
Week 38	CLEMENTINE	0	0	0	0	0	0	0	0	0	0
	MANDARINS	27,972	32,100	62,942	39,800	6,224	73	39,447	4,225	71,197	283,980
	SATSUMAS	0	0	0	0	0	0	0	0	0	0
	UNKNOWN	0	0	692	0	0	0	0	71	71	835
	Total Variety Group	27,972	32,100	63,634	39,800	6,224	73	39,447	4,296	71,268	284,815
Total week		70,469	136,455	485,468	145,060	341,188	366	115,754	36,740	359,674	1,691,175