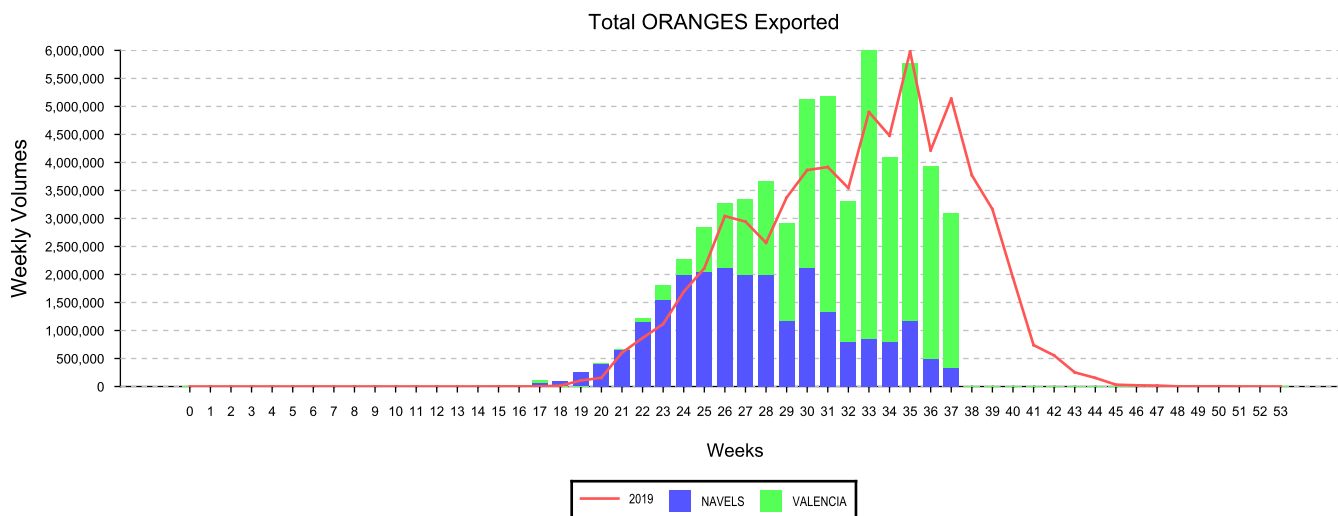
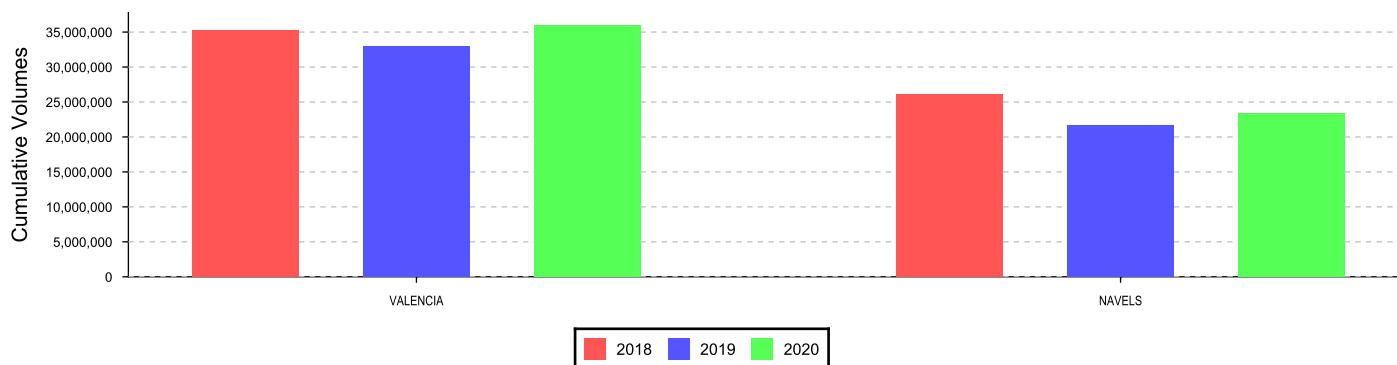


## ORANGES (15.00 kg Cartons )



	Weekly volumes - Week 37								Cumulative volumes - YTD - week 37								
Region	2019 Air	2019 Ship	2019 Total	2020 Air	2020 Ship	2020 Total	Diff	%Diff	2019 Air	2019 Ship	2019 Total	2020 Air	2020 Ship	2020 Total	Diff	%Diff	Distr
Africa and Islands	0	36,176	36,176	0	47,578	47,578	11,403	32%	0	479,932	479,932	0	493,529	493,529	13,596	3%	1 %
Asia	0	234,224	234,224	0	188,407	188,407	-45,818	-20%	0	3,052,238	3,052,238	0	3,606,534	3,606,534	554,295	18%	6 %
Europe	0	2,244,171	2,244,171	0	1,318,122	1,318,122	-926,049	-41%	0	19,652,523	19,652,523	0	24,445,626	24,445,626	4,793,103	24%	41 %
Middle East	0	1,074,582	1,074,582	0	925,717	925,717	-148,864	-14%	0	10,260,269	10,260,269	0	9,988,985	9,988,985	-271,284	-3%	17 %
North-America	0	338,569	338,569	0	174,601	174,601	-163,969	-48%	0	3,384,182	3,384,182	0	4,306,619	4,306,619	922,437	27%	7 %
Other	0	0	0	0	0	0	0		0	0	0	0	0	0	0		0 %
Russian Federation	0	340,316	340,316	0	111,596	111,596	-228,721	-67%	0	3,744,562	3,744,562	0	4,209,863	4,209,863	465,300	12%	7 %
South East Asia	0	459,645	459,645	0	136,533	136,533	-323,111	-70%	0	10,624,369	10,624,369	0	8,528,328	8,528,328	-2,096,041	-20%	14 %
United Kingdom	0	410,255	410,255	0	195,887	195,887	-214,368	-52%	0	3,436,452	3,436,452	0	3,828,163	3,828,163	391,711	11%	6 %
Total	0	5,137,938	5,137,938	0	3,098,441	3,098,441	-2,039,4	-40%	0	54,634,528	54,634,528	0	59,407,646	59,407,646	4,773,117	9%	

### Major Cultivars Currently Exported



Cumulative volumes - YTD	Africa and Islands	Asia	Europe	Middle East	North-America	Other	Russian Federation	South East Asia	United Kingdom	Total
LATE NAVAL	25,887	27,850	1,850,142	1,703,584	244,927	0	203,780	1,179,081	140,713	5,375,963
NAVELS	205,188	615,710	6,287,623	2,955,910	2,976,916	0	1,222,552	1,499,764	1,522,735	17,286,398
RED NAVAL	17,296	11,221	148,301	36,570	276,832	0	99,160	176,738	8,258	774,374
UNKNOWN	0	0	0	0	0	0	0	0	0	0
VALENCIA	245,159	2,951,753	16,159,560	5,292,920	807,944	0	2,684,371	5,672,746	2,156,458	35,970,911
<b>Total</b>	<b>493,529</b>	<b>3,606,534</b>	<b>24,445,626</b>	<b>9,988,985</b>	<b>4,306,619</b>	<b>0</b>	<b>4,209,863</b>	<b>8,528,328</b>	<b>3,828,163</b>	<b>59,407,646</b>

#### Indemnity:

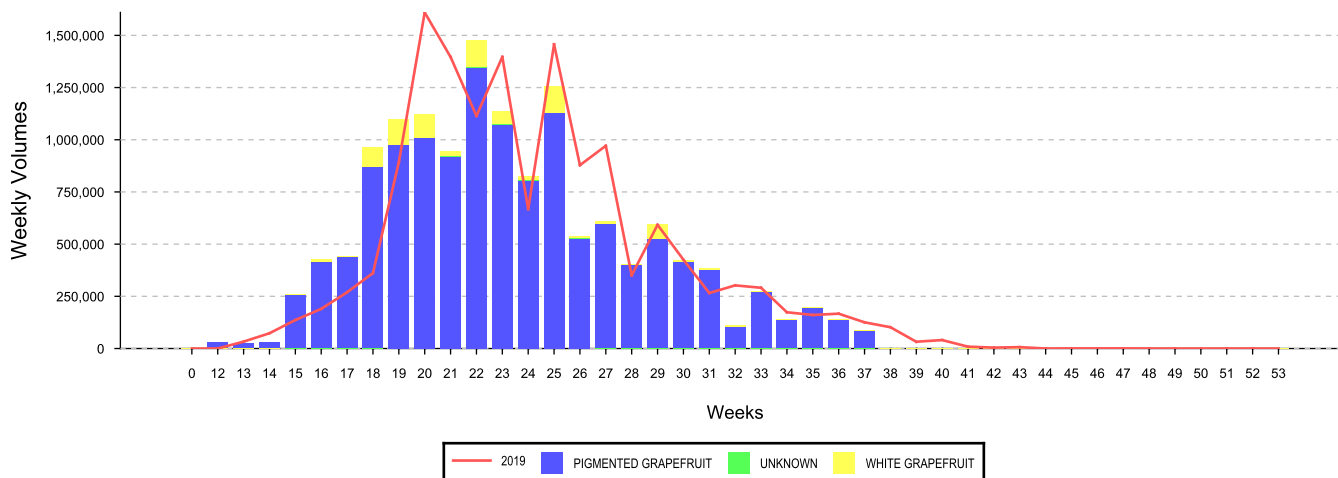
Agri-hub shall take all reasonable precautions to ensure that any information and data provided by Agri-hub from its information sources are correct. Neither Agri-hub nor any of its directors, employees or information sources take any responsibility for action or losses that might occur as a result of the usage of this information.

## Historical week's export figures for the previous season (2019)

		Africa and Islands	Asia	Europe	Middle East	North-America	Other	Russian Federation	South East Asia	United Kingdom	Total Region Desc
Week 37	LATE NAVEL	2,984	2,018	233,551	242,110	796	0	10,750	63,200	18,061	573,470
	NAVELS	0	0	11,022	5,132	0	0	428	764	0	17,346
	RED NAVEL	0	0	0	0	0	0	0	0	0	0
	UNKNOWN	0	0	0	0	0	0	0	0	0	0
	VALENCIA	33,191	232,206	1,999,598	827,340	337,774	0	329,139	395,681	392,193	4,547,123
	Total Variety Group	36,176	234,224	2,244,171	1,074,582	338,569	0	340,316	459,645	410,255	5,137,938
Week 38	LATE NAVEL	8,045	0	52,415	372,607	4,128	0	19,529	46,757	15,968	519,448
	NAVELS	194	0	1,129	8,624	0	0	0	1,667	0	11,614
	RED NAVEL	0	0	0	0	0	0	0	0	0	0
	UNKNOWN	0	0	0	0	0	0	0	0	0	0
	VALENCIA	59,714	480,897	906,590	740,453	33,551	0	300,638	443,482	275,308	3,240,633
	Total Variety Group	67,954	480,897	960,134	1,121,683	37,679	0	320,167	491,906	291,276	3,771,696
Week 39	LATE NAVEL	4,065	0	36,856	87,010	1,390	0	1,179	8,623	6,117	145,241
	NAVELS	160	0	642	6,274	0	0	0	0	0	7,076
	RED NAVEL	0	0	0	0	0	0	0	0	0	0
	UNKNOWN	0	0	0	0	0	0	0	0	0	0
	VALENCIA	69,482	254,820	976,007	924,288	74,809	0	247,614	290,947	176,192	3,014,159
	Total Variety Group	73,706	254,820	1,013,506	1,017,572	76,199	0	248,793	299,571	182,309	3,166,475
Total week		177,836	969,942	4,217,811	3,213,837	452,447	0	909,276	1,251,122	883,840	12,076,110

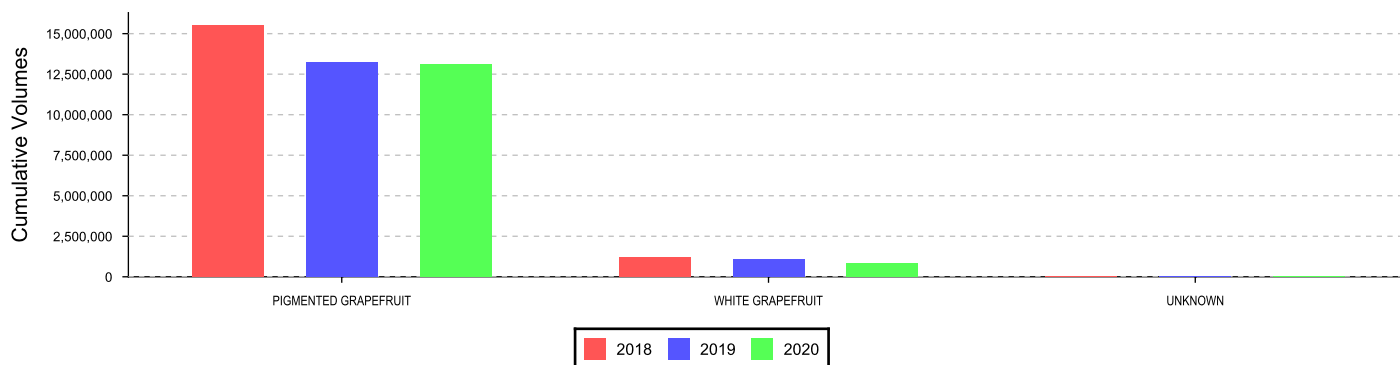
## GRAPEFRUIT (15.00 kg Cartons )

Total GRAPEFRUIT Exported



	Weekly volumes - Week 37								Cumulative volumes - YTD - week 37								
Region	2019 Air	2019 Ship	2019 Total	2020 Air	2020 Ship	2020 Total	Diff	%Diff	2019 Air	2019 Ship	2019 Total	2020 Air	2020 Ship	2020 Total	Diff	%Diff	Distr
Africa and Islands	0	208	208	0	570	570	362	174%	0	37,437	37,437	0	33,813	33,813	-3,624	-10%	0 %
Asia	0	0	0	0	1,259	1,259	1,259	%	0	2,370,815	2,370,815	0	1,828,603	1,828,603	-542,212	-23%	13 %
Europe	0	36,568	36,568	0	21,487	21,487	-15,081	-41%	0	6,099,578	6,099,578	0	5,473,456	5,473,456	-626,122	-10%	39 %
Middle East	0	11,454	11,454	0	15,326	15,326	3,872	34%	0	424,859	424,859	0	290,659	290,659	-134,199	-32%	2 %
North-America	0	5,453	5,453	0	19,003	19,003	13,550	249%	0	731,353	731,353	0	661,021	661,021	-70,332	-10%	5 %
Other	0	0	0	0	0	0	0		0	0	0	0	384	384	384	%	0 %
Russian Federation	0	26,686	26,686	0	7,230	7,230	-19,456	-73%	0	1,045,612	1,045,612	0	1,244,946	1,244,946	199,334	19%	9 %
South East Asia	0	37,589	37,589	0	22,245	22,245	-15,343	-41%	0	2,863,894	2,863,894	0	3,810,621	3,810,621	946,727	33%	27 %
United Kingdom	0	7,546	7,546	0	1,525	1,525	-6,021	-80%	0	727,599	727,599	0	612,799	612,799	-114,800	-16%	4 %
Total	0	125,503	125,503	0	88,645	88,645	-36,858	-29%	0	14,301,147	14,301,147	0	13,956,302	13,956,302	-344,844	-2%	

Major Cultivars Currently Exported

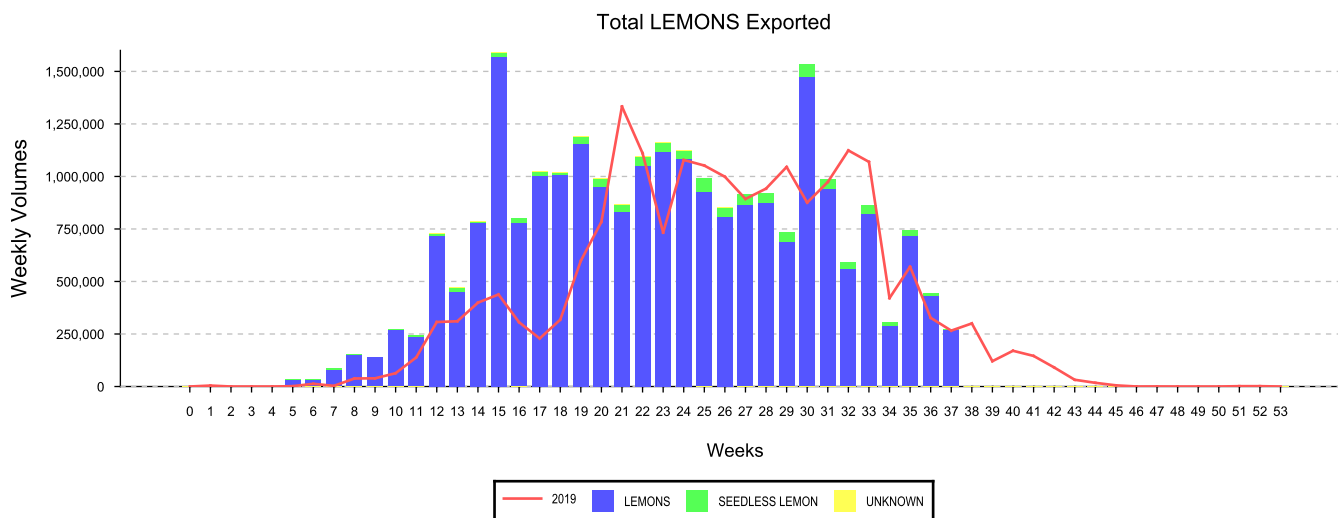


Cumulative volumes - YTD	Africa and Islands	Asia	Europe	Middle East	North-America	Other	Russian Federation	South East Asia	United Kingdom	Total
PIGMENTED	32,938	1,340,324	5,245,629	275,748	659,576	384	1,206,248	3,793,995	556,172	13,111,016
UNKNOWN	667	0	594	8,731	831	0	10,756	293	0	21,872
WHITE	208	488,279	227,233	6,181	613	0	27,941	16,332	56,627	823,415
<b>Total</b>	<b>33,813</b>	<b>1,828,603</b>	<b>5,473,456</b>	<b>290,659</b>	<b>661,021</b>	<b>384</b>	<b>1,244,946</b>	<b>3,810,621</b>	<b>612,799</b>	<b>13,956,302</b>

## Historical week's export figures for the previous season (2019)

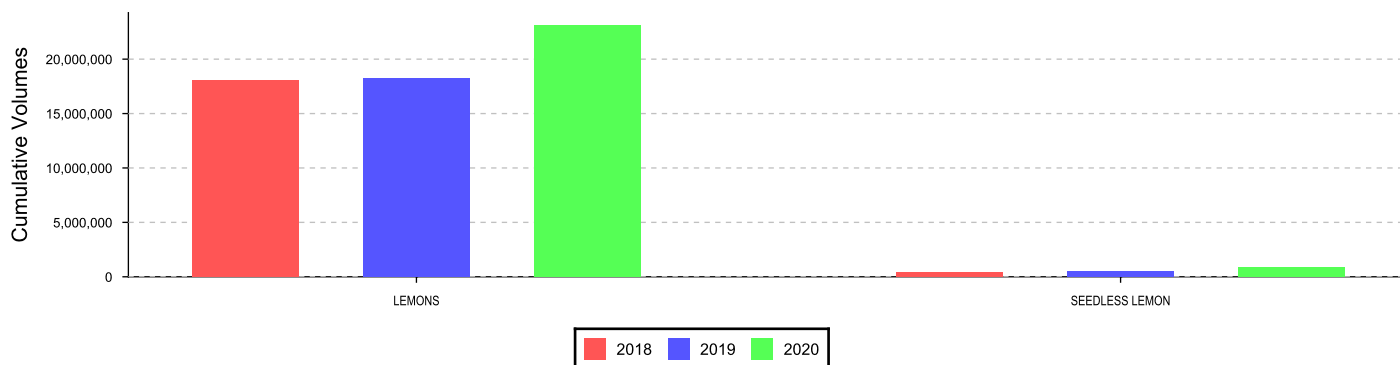
		Africa and Islands	Asia	Europe	Middle East	North-America	Other	Russian Federation	South East Asia	United Kingdom	Total Region Desc
Week 37	PIGMENTED	208	0	36,568	11,454	5,453	0	26,686	37,589	7,546	125,503
	UNKNOWN	0	0	0	0	0	0	0	0	0	0
	WHITE	0	0	0	0	0	0	0	0	0	0
	Total Variety Group	208	0	36,568	11,454	5,453	0	26,686	37,589	7,546	125,503
Week 38	PIGMENTED	3,425	0	11,791	13,306	1,681	0	17,445	50,599	3,684	101,930
	UNKNOWN	0	0	0	0	0	0	0	0	0	0
	WHITE	0	0	0	0	0	0	0	0	0	0
	Total Variety Group	3,425	0	11,791	13,306	1,681	0	17,445	50,599	3,684	101,930
Week 39	PIGMENTED	2,964	2,490	6,388	4,597	1,383	0	5,691	7,866	1,120	32,500
	UNKNOWN	0	0	0	0	0	0	0	0	0	0
	WHITE	0	0	0	0	0	0	0	0	0	0
	Total Variety Group	2,964	2,490	6,388	4,597	1,383	0	5,691	7,866	1,120	32,500
Total week		6,597	2,490	54,746	29,357	8,517	0	49,822	96,054	12,350	259,933

## LEMONS (15.00 kg Cartons )



	Weekly volumes - Week 37								Cumulative volumes - YTD - week 37								
Region	2019 Air	2019 Ship	2019 Total	2020 Air	2020 Ship	2020 Total	Diff	%Diff	2019 Air	2019 Ship	2019 Total	2020 Air	2020 Ship	2020 Total	Diff	%Diff	Distr
Africa and Islands	0	3,035	3,035	0	11,041	11,041	8,007	264%	0	128,022	128,022	0	191,165	191,165	63,143	49%	1 %
Asia	0	3,787	3,787	0	1,595	1,595	-2,191	-58%	0	134,629	134,629	0	112,900	112,900	-21,729	-16%	0 %
Europe	0	71,717	71,717	0	103,035	103,035	31,319	44%	0	5,362,268	5,362,268	0	8,525,166	8,525,166	3,162,898	59%	36 %
Middle East	0	71,802	71,802	0	76,562	76,562	4,760	7%	0	7,056,455	7,056,455	0	8,264,361	8,264,361	1,207,906	17%	34 %
North-America	0	5,431	5,431	0	10,409	10,409	4,978	92%	0	846,620	846,620	0	1,148,392	1,148,392	301,772	36%	5 %
Other	0	0	0	0	0	0	0		0	1,985	1,985	0	0	0	-1,985	-100%	0 %
Russian Federation	0	5,886	5,886	0	8,062	8,062	2,176	37%	0	1,784,069	1,784,069	0	2,078,306	2,078,306	294,237	16%	9 %
South East Asia	0	58,637	58,637	0	11,480	11,480	-47,158	-80%	0	2,118,771	2,118,771	0	1,508,808	1,508,808	-609,963	-29%	6 %
United Kingdom	0	45,713	45,713	0	53,302	53,302	7,589	17%	0	1,370,153	1,370,153	0	2,151,190	2,151,190	781,037	57%	9 %
Total	0	266,007	266,007	0	275,486	275,486	9,479	4%	0	18,802,973	18,802,973	0	23,980,288	23,980,288	5,177,315	28%	

### Major Cultivars Currently Exported



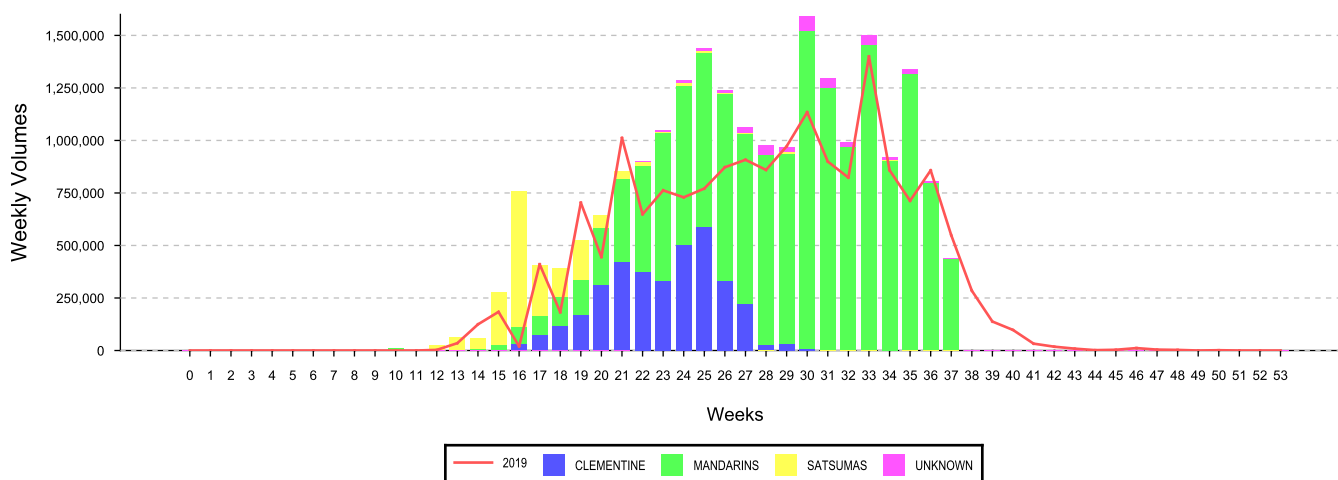
Cumulative volumes - YTD	Africa and Islands	Asia	Europe	Middle East	North-America	Other	Russian Federation	South East Asia	United Kingdom	Total
LEMONS	162,547	96,032	8,179,465	8,058,468	1,046,457	0	2,011,259	1,498,471	2,058,501	23,111,198
LEMONS SEEDLESS	28,617	16,868	342,920	202,480	101,935	0	67,047	10,337	88,931	859,136
UNKNOWN	0	0	2,781	3,414	0	0	0	0	3,759	9,954
<b>Total</b>	<b>191,165</b>	<b>112,900</b>	<b>8,525,166</b>	<b>8,264,361</b>	<b>1,148,392</b>	<b>0</b>	<b>2,078,306</b>	<b>1,508,808</b>	<b>2,151,190</b>	<b>23,980,288</b>

## Historical week's export figures for the previous season (2019)

		Africa and Islands	Asia	Europe	Middle East	North-America	Other	Russian Federation	South East Asia	United Kingdom	Total Region Desc
Week 37	LEMONS	2,482	3,787	71,359	71,696	5,431	0	5,861	58,137	45,713	264,467
	LEMONS SEEDLESS	553	0	357	106	0	0	25	500	0	1,541
	UNKNOWN	0	0	0	0	0	0	0	0	0	0
	Total Variety Group	3,035	3,787	71,717	71,802	5,431	0	5,886	58,637	45,713	266,007
Week 38	LEMONS	17,664	1,643	22,171	119,943	16,076	0	22,585	58,965	38,416	297,463
	LEMONS SEEDLESS	244	0	92	2,034	101	0	0	334	0	2,806
	UNKNOWN	0	0	0	0	0	0	0	0	0	0
	Total Variety Group	17,908	1,643	22,264	121,978	16,176	0	22,585	59,299	38,416	300,269
Week 39	LEMONS	3,066	0	24,139	21,910	9,755	0	4,746	40,608	14,081	118,304
	LEMONS SEEDLESS	288	0	267	129	14	0	168	425	903	2,195
	UNKNOWN	0	0	0	0	0	0	0	0	0	0
	Total Variety Group	3,354	0	24,405	22,040	9,769	0	4,914	41,033	14,984	120,499
Total week		24,296	5,429	118,386	215,820	31,376	0	33,385	158,969	99,113	686,775

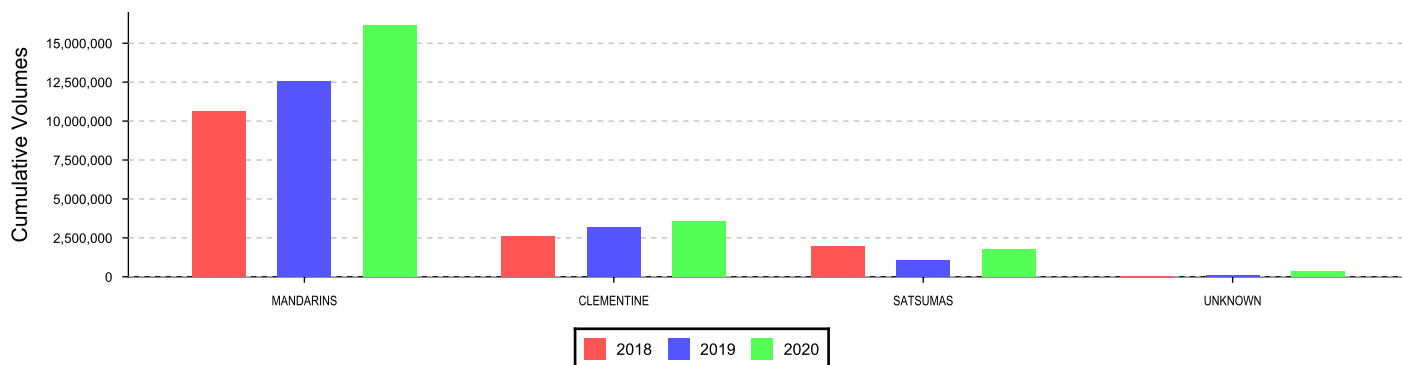
## SOFT CITRUS (15.00 kg Cartons)

Total SOFT CITRUS Exported



	Weekly volumes - Week 37								Cumulative volumes - YTD - week 37								
Region	2019 Air	2019 Ship	2019 Total	2020 Air	2020 Ship	2020 Total	Diff	%Diff	2019 Air	2019 Ship	2019 Total	2020 Air	2020 Ship	2020 Total	Diff	%Diff	Distr
Africa and Islands	0	16,399	16,399	0	36,671	36,671	20,272	124%	0	438,406	438,406	0	650,533	650,533	212,127	48%	3 %
Asia	0	25,183	25,183	0	50,613	50,613	25,430	101%	0	1,030,200	1,030,200	0	1,350,449	1,350,449	320,249	31%	6 %
Europe	0	204,368	204,368	0	140,123	140,123	-64,245	-31%	0	4,433,215	4,433,215	0	5,812,978	5,812,978	1,379,763	31%	27 %
Middle East	0	36,139	36,139	0	53,938	53,938	17,799	49%	0	1,616,586	1,616,586	0	2,291,611	2,291,611	675,025	42%	11 %
North-America	0	76,447	76,447	0	40,023	40,023	-36,424	-48%	0	1,765,717	1,765,717	0	2,859,057	2,859,057	1,093,340	62%	13 %
Other	0	293	293	0	0	0	-293	-100%	0	293	293	0	0	0	-293	-100%	0 %
Russian Federation	0	29,785	29,785	0	4,636	4,636	-25,149	-84%	0	1,563,970	1,563,970	0	1,794,195	1,794,195	230,225	15%	8 %
South East Asia	0	14,998	14,998	0	28,312	28,312	13,314	89%	0	1,772,548	1,772,548	0	1,632,779	1,632,779	-139,769	-8%	7 %
United Kingdom	0	145,277	145,277	0	84,274	84,274	-61,003	-42%	0	4,256,313	4,256,313	0	5,428,511	5,428,511	1,172,198	28%	25 %
Total	0	548,887	548,887	0	438,589	438,589	-110,298	-20%	0	16,877,249	16,877,249	0	21,820,114	21,820,114	4,942,864	29%	

Major Cultivars Currently Exported



Cumulative volumes - YTD	Africa and Islands	Asia	Europe	Middle East	North-America	Other	Russian Federation	South East Asia	United Kingdom	Total
CLEMENTINE	15,315	7,167	795,129	112,438	552,556	0	124,489	6,818	1,945,278	3,559,190
MANDARINS	605,155	1,295,807	4,478,834	2,119,940	2,243,802	0	1,282,138	1,564,684	2,561,675	16,152,034
SATSUMAS	2,859	0	463,841	22,339	217	0	377,046	0	875,563	1,741,866
UNKNOWN	27,204	47,475	75,174	36,893	62,483	0	10,521	61,278	45,995	367,023
<b>Total</b>	<b>650,533</b>	<b>1,350,449</b>	<b>5,812,978</b>	<b>2,291,611</b>	<b>2,859,057</b>	<b>0</b>	<b>1,794,195</b>	<b>1,632,779</b>	<b>5,428,511</b>	<b>21,820,114</b>

### Indemnity:

Agri-hub shall take all reasonable precautions to ensure that any information and data provided by Agri-hub from its information sources are correct. Neither Agri-hub nor any of its directors, employees or information sources take any responsibility for action or losses that might occur as a result of the usage of this information.

## Historical week's export figures for the previous season (2019)

		Africa and Islands	Asia	Europe	Middle East	North-America	Other	Russian Federation	South East Asia	United Kingdom	Total Region Desc
Week 37	CLEMENTINE	0	0	0	0	0	0	0	0	0	0
	MANDARINS	16,399	25,183	203,946	36,139	76,447	293	29,785	14,998	143,453	546,642
	SATSUMAS	0	0	0	0	0	0	0	0	0	0
	UNKNOWN	0	0	421	0	0	0	0	0	1,824	2,246
	Total Variety Group	16,399	25,183	204,368	36,139	76,447	293	29,785	14,998	145,277	548,887
Week 38	CLEMENTINE	0	0	0	0	0	0	0	0	0	0
	MANDARINS	27,972	32,100	62,942	39,800	6,224	73	39,447	4,225	71,197	283,980
	SATSUMAS	0	0	0	0	0	0	0	0	0	0
	UNKNOWN	0	0	692	0	0	0	0	71	71	835
	Total Variety Group	27,972	32,100	63,634	39,800	6,224	73	39,447	4,296	71,268	284,815
Week 39	CLEMENTINE	0	0	0	0	0	0	0	0	0	0
	MANDARINS	22,846	4,121	48,647	12,971	17,542	0	13,865	1,670	15,364	137,026
	SATSUMAS	0	0	0	0	0	0	0	0	0	0
	UNKNOWN	0	0	0	0	0	0	0	972	0	972
	Total Variety Group	22,846	4,121	48,647	12,971	17,542	0	13,865	2,642	15,364	137,998
Total week		67,217	61,403	316,649	88,910	100,212	366	83,097	21,936	231,909	971,700