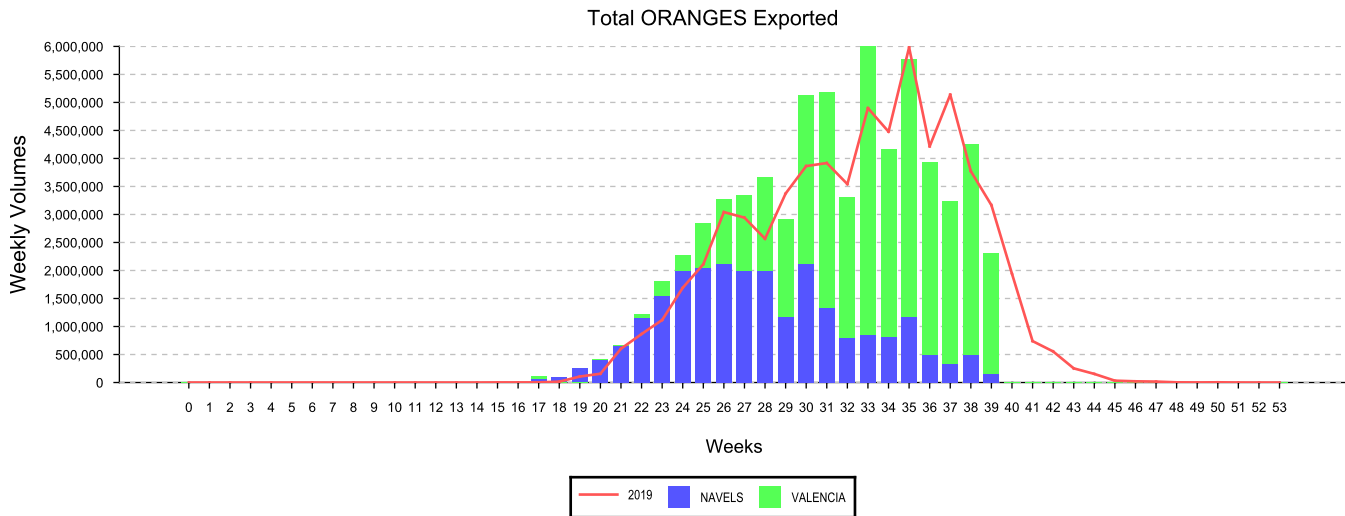
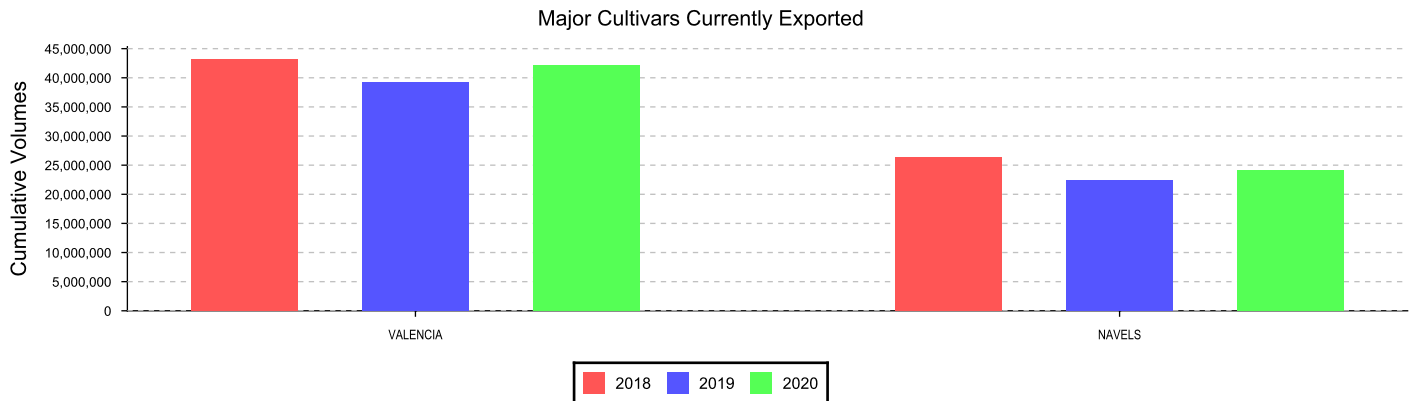


## ORANGES (15.00 kg Cartons )



Region	Weekly volumes - Week 39									Cumulative volumes - YTD - week 39								
	2019 Air	2019 Ship	2019 Total	2020 Air	2020 Ship	2020 Total	Diff	%Diff		2019 Air	2019 Ship	2019 Total	2020 Air	2020 Ship	2020 Total	Diff	%Diff	Distr
Africa and Islands	0	73,706	73,706	0	42,143	42,143	-31,563	-43%		0	621,592	621,592	0	584,089	584,089	-37,504	-6%	1 %
Asia	0	254,820	254,820	0	244,481	244,481	-10,339	-4%		0	3,787,956	3,787,956	0	4,039,131	4,039,131	251,175	7%	6 %
Europe	0	1,013,506	1,013,506	0	911,961	911,961	-101,544	-10%		0	21,626,162	21,626,162	0	27,072,575	27,072,575	5,446,412	25%	41 %
Middle East	0	1,017,572	1,017,572	0	342,728	342,728	-674,844	-66%		0	12,399,525	12,399,525	0	10,957,798	10,957,798	-1,441,726	-12%	17 %
North-America	0	76,199	76,199	0	40,141	40,141	-36,058	-47%		0	3,498,060	3,498,060	0	4,855,619	4,855,619	1,357,558	39%	7 %
Other	0	0	0	0	0	0	0			0	0	0	0	0	0	0		0 %
Russian Federation	0	248,793	248,793	0	117,732	117,732	-131,060	-53%		0	4,313,522	4,313,522	0	4,478,403	4,478,403	164,882	4%	7 %
South East Asia	0	299,571	299,571	0	421,359	421,359	121,788	41%		0	11,415,846	11,415,846	0	9,858,346	9,858,346	-1,557,500	-14%	15 %
United Kingdom	0	182,309	182,309	0	185,827	185,827	3,518	2%		0	3,910,037	3,910,037	0	4,329,373	4,329,373	419,336	11%	7 %
<b>Total</b>	<b>0</b>	<b>3,166,475</b>	<b>3,166,475</b>	<b>0</b>	<b>2,306,372</b>	<b>2,306,372</b>	<b>-860,103</b>	<b>-27%</b>		<b>0</b>	<b>61,572,700</b>	<b>61,572,700</b>	<b>0</b>	<b>66,175,334</b>	<b>66,175,334</b>	<b>4,602,634</b>	<b>7%</b>	



Cumulative volumes - YTD	Africa and Islands	Asia	Europe	Middle East	North-America	Other	Russian Federation	South East Asia	United Kingdom	Total
	LATE NAVEL	25,791	28,084	2,000,849	1,970,273	273,283	0	213,343	1,337,362	156,085
NAVELS	205,440	618,868	6,296,661	2,972,471	2,980,193	0	1,224,518	1,501,432	1,523,068	17,322,650
RED NAVEL	17,296	11,221	148,301	36,570	276,832	0	99,160	178,420	8,258	776,057
UNKNOWN	0	0	0	0	0	0	0	0	0	0
VALENCIA	335,562	3,380,959	18,626,764	5,978,484	1,325,311	0	2,941,382	6,841,132	2,641,963	42,071,558
<b>Total</b>	<b>584,089</b>	<b>4,039,131</b>	<b>27,072,575</b>	<b>10,957,798</b>	<b>4,855,619</b>	<b>0</b>	<b>4,478,403</b>	<b>9,858,346</b>	<b>4,329,373</b>	<b>66,175,334</b>

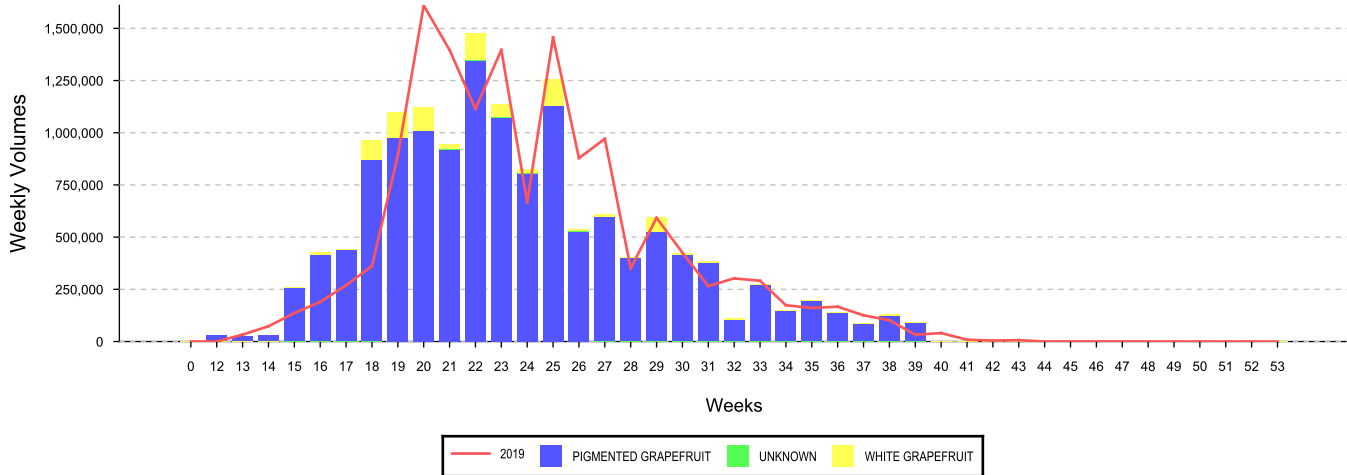
**Indemnity:**  
 Agri-hub shall take all reasonable precautions to ensure that any information and data provided by Agri-hub from its information sources are correct. Neither Agri-hub nor any of its directors, employees or information sources take any responsibility for action or losses that might occur as a result of the usage of this information.

## Historical week's export figures for the previous season (2019)

		Africa and Islands	Asia	Europe	Middle East	North-America	Other	Russian Federation	South East Asia	United Kingdom	Total Region Desc
Week 39	LATE NAVEL	4,065	0	36,856	87,010	1,390	0	1,179	8,623	6,117	145,241
	NAVELS	160	0	642	6,274	0	0	0	0	0	7,076
	RED NAVEL	0	0	0	0	0	0	0	0	0	0
	UNKNOWN	0	0	0	0	0	0	0	0	0	0
	VALENCIA	69,482	254,820	976,007	924,288	74,809	0	247,614	290,947	176,192	3,014,159
	Total Variety Group	73,706	254,820	1,013,506	1,017,572	76,199	0	248,793	299,571	182,309	3,166,475
Week 40	LATE NAVEL	7,817	0	36,444	161,311	4,487	0	5,116	15,187	0	230,362
	NAVELS	0	0	1,992	2,447	67	0	0	705	0	5,212
	RED NAVEL	0	0	0	0	75	0	0	0	0	75
	UNKNOWN	0	0	0	0	0	0	0	0	0	0
	VALENCIA	82,580	121,333	323,039	679,803	37,202	0	138,321	250,361	72,490	1,705,128
	Total Variety Group	90,397	121,333	361,474	843,562	41,831	0	143,437	266,253	72,490	1,940,776
Week 41	LATE NAVEL	2,793	0	49,154	4,075	2,109	0	0	7,276	3,298	68,705
	NAVELS	0	0	2,972	148	75	0	74	0	88	3,357
	RED NAVEL	0	0	0	0	0	0	0	0	0	0
	UNKNOWN	0	0	0	0	0	0	0	0	0	0
	VALENCIA	36,222	67,910	128,278	53,115	129,176	0	82,892	137,152	32,628	667,374
	Total Variety Group	39,015	67,910	180,404	57,337	131,360	0	82,966	144,429	36,014	739,436
Total week		203,118	444,063	1,555,384	1,918,471	249,390	0	475,195	710,253	290,813	5,846,688

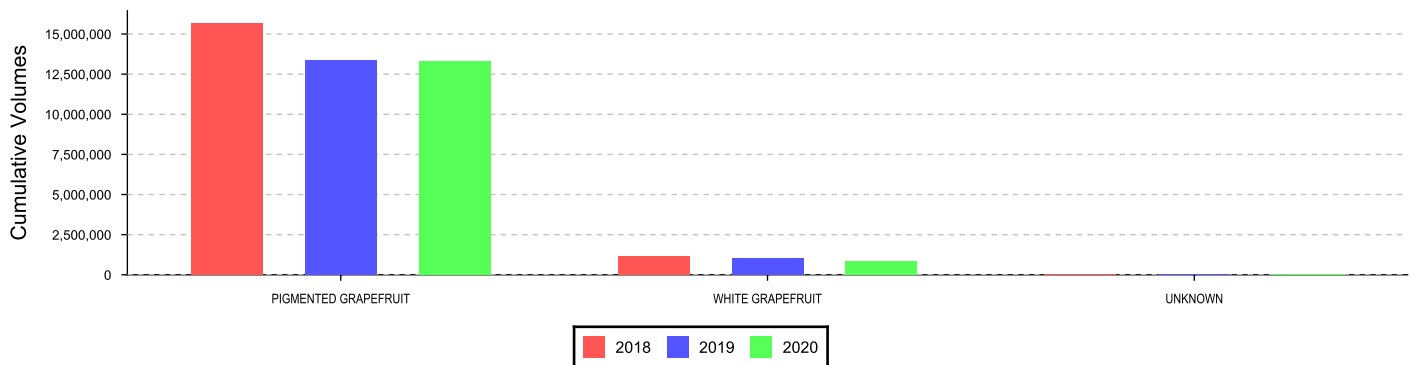
## GRAPEFRUIT (15.00 kg Cartons )

Total GRAPEFRUIT Exported



Region	Weekly volumes - Week 39									Cumulative volumes - YTD - week 39								
	2019 Air	2019 Ship	2019 Total	2020 Air	2020 Ship	2020 Total	Diff	%Diff		2019 Air	2019 Ship	2019 Total	2020 Air	2020 Ship	2020 Total	Diff	%Diff	Distr
Africa and Islands	0	2,964	2,964	0	0	0	-2,964	-100%		0	43,826	43,826	0	33,952	33,952	-9,874	-23%	0 %
Asia	0	2,490	2,490	0	706	706	-1,784	-72%		0	2,373,306	2,373,306	0	1,830,120	1,830,120	-543,186	-23%	13 %
Europe	0	6,388	6,388	0	4,107	4,107	-2,281	-36%		0	6,117,757	6,117,757	0	5,487,823	5,487,823	-629,934	-10%	39 %
Middle East	0	4,597	4,597	0	3,589	3,589	-1,008	-22%		0	442,762	442,762	0	305,439	305,439	-137,323	-31%	2 %
North-America	0	1,383	1,383	0	0	0	-1,383	-100%		0	734,417	734,417	0	680,645	680,645	-53,772	-7%	5 %
Other	0	0	0	0	0	0	0			0	0	0	0	384	384	384		0 %
Russian Federation	0	5,691	5,691	0	4,979	4,979	-712	-13%		0	1,068,747	1,068,747	0	1,261,309	1,261,309	192,561	18%	9 %
South East Asia	0	7,866	7,866	0	76,418	76,418	68,552	872%		0	2,922,359	2,922,359	0	3,967,714	3,967,714	1,045,355	36%	28 %
United Kingdom	0	1,120	1,120	0	0	0	-1,120	-100%		0	732,403	732,403	0	613,978	613,978	-118,426	-16%	4 %
<b>Total</b>	<b>0</b>	<b>32,500</b>	<b>32,500</b>	<b>0</b>	<b>89,799</b>	<b>89,799</b>	<b>57,299</b>	<b>176%</b>		<b>0</b>	<b>14,435,577</b>	<b>14,435,577</b>	<b>0</b>	<b>14,181,362</b>	<b>14,181,362</b>	<b>-254,215</b>	<b>-2%</b>	

Major Cultivars Currently Exported



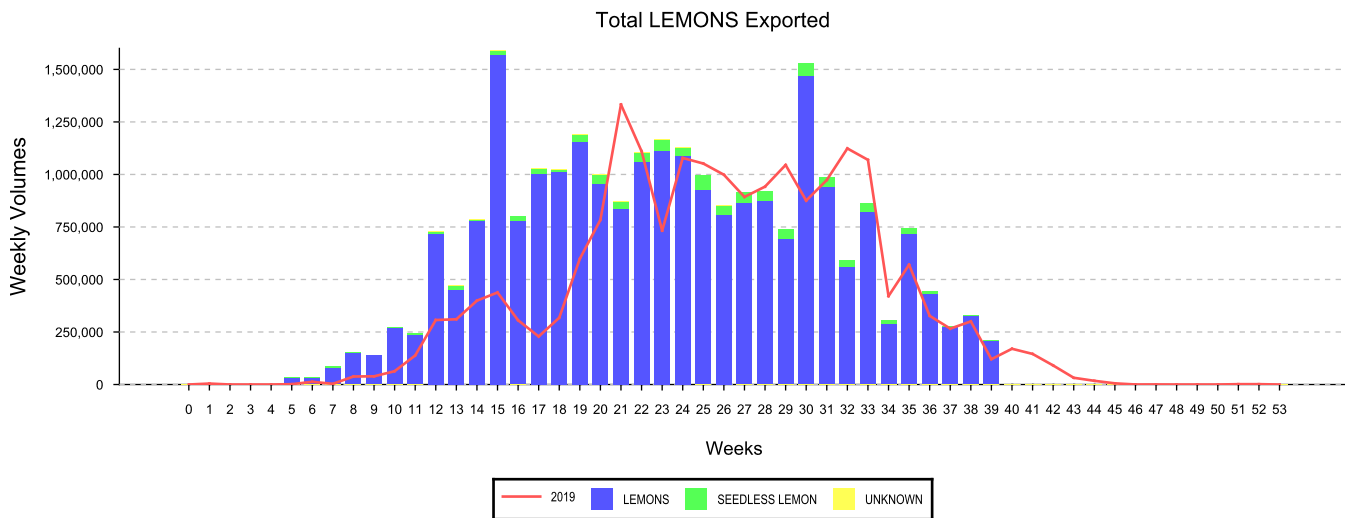
Cumulative volumes - YTD	Africa and Islands	Asia	Europe	Middle East	North-America	Other	Russian Federation	South East Asia	United Kingdom	Total
	PIGMENTED	33,077	1,341,601	5,259,996	290,527	679,200	384	1,222,611	3,940,920	557,351
UNKNOWN	667	0	594	8,731	831	0	10,756	293	0	21,872
WHITE	208	488,519	227,233	6,181	613	0	27,941	26,501	56,627	833,823
<b>Total</b>	<b>33,952</b>	<b>1,830,120</b>	<b>5,487,823</b>	<b>305,439</b>	<b>680,645</b>	<b>384</b>	<b>1,261,309</b>	<b>3,967,714</b>	<b>613,978</b>	<b>14,181,362</b>

**Indemnity:**  
 Agri-hub shall take all reasonable precautions to ensure that any information and data provided by Agri-hub from its information sources are correct. Neither Agri-hub nor any of its directors, employees or information sources take any responsibility for action or losses that might occur as a result of the usage of this information.

## Historical week's export figures for the previous season (2019)

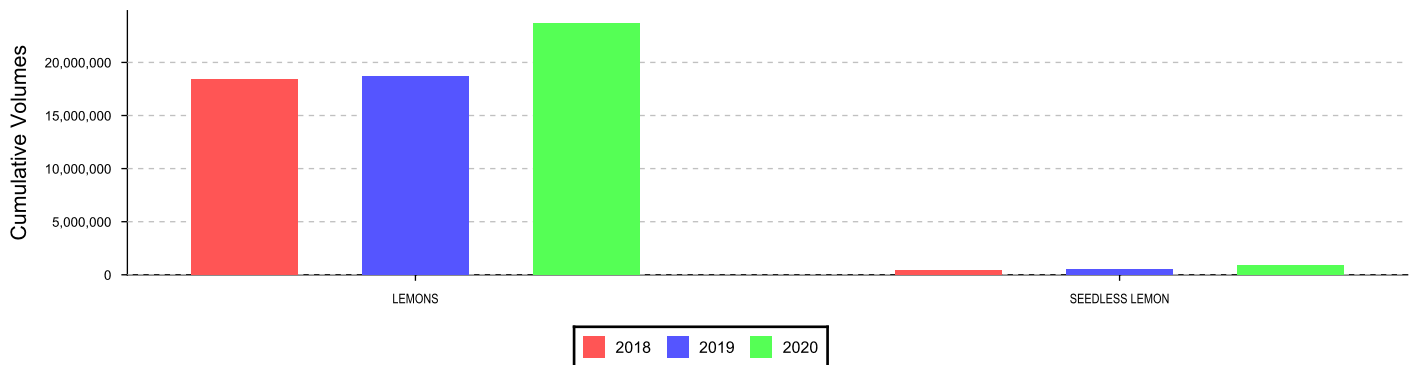
		Africa and Islands	Asia	Europe	Middle East	North-America	Other	Russian Federation	South East Asia	United Kingdom	Total Region Desc
Week 39	PIGMENTED	2,964	2,490	6,388	4,597	1,383	0	5,691	7,866	1,120	32,500
	UNKNOWN	0	0	0	0	0	0	0	0	0	0
	WHITE	0	0	0	0	0	0	0	0	0	0
	Total Variety Group	2,964	2,490	6,388	4,597	1,383	0	5,691	7,866	1,120	32,500
Week 40	PIGMENTED	2,354	0	3,372	7,738	1,547	0	533	24,988	0	40,532
	UNKNOWN	0	0	0	0	0	0	0	0	0	0
	WHITE	0	0	0	0	0	0	0	0	0	0
	Total Variety Group	2,354	0	3,372	7,738	1,547	0	533	24,988	0	40,532
Week 41	PIGMENTED	402	0	277	0	137	0	0	7,991	0	8,808
	UNKNOWN	0	0	0	0	0	0	0	0	0	0
	WHITE	0	0	0	0	0	0	0	0	0	0
	Total Variety Group	402	0	277	0	137	0	0	7,991	0	8,808
Total week		5,720	2,490	10,038	12,335	3,067	0	6,224	40,845	1,120	81,839

## LEMONS (15.00 kg Cartons )



Region	Weekly volumes - Week 39									Cumulative volumes - YTD - week 39								
	2019 Air	2019 Ship	2019 Total	2020 Air	2020 Ship	2020 Total	Diff	%Diff		2019 Air	2019 Ship	2019 Total	2020 Air	2020 Ship	2020 Total	Diff	%Diff	Distr
Africa and Islands	0	3,354	3,354	0	2,229	2,229	-1,124	-34%		0	149,283	149,283	0	200,490	200,490	51,207	34%	1 %
Asia	0	0	0	0	0	0	0			0	136,271	136,271	0	114,553	114,553	-21,718	-16%	0 %
Europe	0	24,405	24,405	0	2,395	2,395	-22,011	-90%		0	5,408,937	5,408,937	0	8,605,030	8,605,030	3,196,093	59%	35 %
Middle East	0	22,040	22,040	0	124,141	124,141	102,101	463%		0	7,200,473	7,200,473	0	8,527,689	8,527,689	1,327,216	18%	35 %
North-America	0	9,769	9,769	0	10,450	10,450	681	7%		0	872,566	872,566	0	1,203,790	1,203,790	331,225	38%	5 %
Other	0	0	0	0	0	0	0			0	1,985	1,985	0	0	0	-1,985	-100%	0 %
Russian Federation	0	4,914	4,914	0	1,815	1,815	-3,099	-63%		0	1,811,569	1,811,569	0	2,119,816	2,119,816	308,247	17%	9 %
South East Asia	0	41,033	41,033	0	63,009	63,009	21,976	54%		0	2,219,103	2,219,103	0	1,588,653	1,588,653	-630,450	-28%	6 %
United Kingdom	0	14,984	14,984	0	5,784	5,784	-9,200	-61%		0	1,423,554	1,423,554	0	2,198,746	2,198,746	775,193	54%	9 %
<b>Total</b>	<b>0</b>	<b>120,499</b>	<b>120,499</b>	<b>0</b>	<b>209,821</b>	<b>209,821</b>	<b>89,323</b>	<b>74%</b>		<b>0</b>	<b>19,223,740</b>	<b>19,223,740</b>	<b>0</b>	<b>24,558,769</b>	<b>24,558,769</b>	<b>5,335,029</b>	<b>28%</b>	

### Major Cultivars Currently Exported



Cumulative volumes - YTD	Africa and Islands	Asia	Europe	Middle East	North-America	Other	Russian Federation	South East Asia	United Kingdom	Total
	LEMONS	171,787	97,685	8,257,754	8,321,598	1,101,079	0	2,052,345	1,577,566	2,106,057
LEMONS SEEDLESS	28,703	16,868	344,495	202,677	102,711	0	67,471	11,088	88,931	862,944
UNKNOWN	0	0	2,781	3,414	0	0	0	0	3,759	9,954
<b>Total</b>	<b>200,490</b>	<b>114,553</b>	<b>8,605,030</b>	<b>8,527,689</b>	<b>1,203,790</b>	<b>0</b>	<b>2,119,816</b>	<b>1,588,653</b>	<b>2,198,746</b>	<b>24,558,769</b>

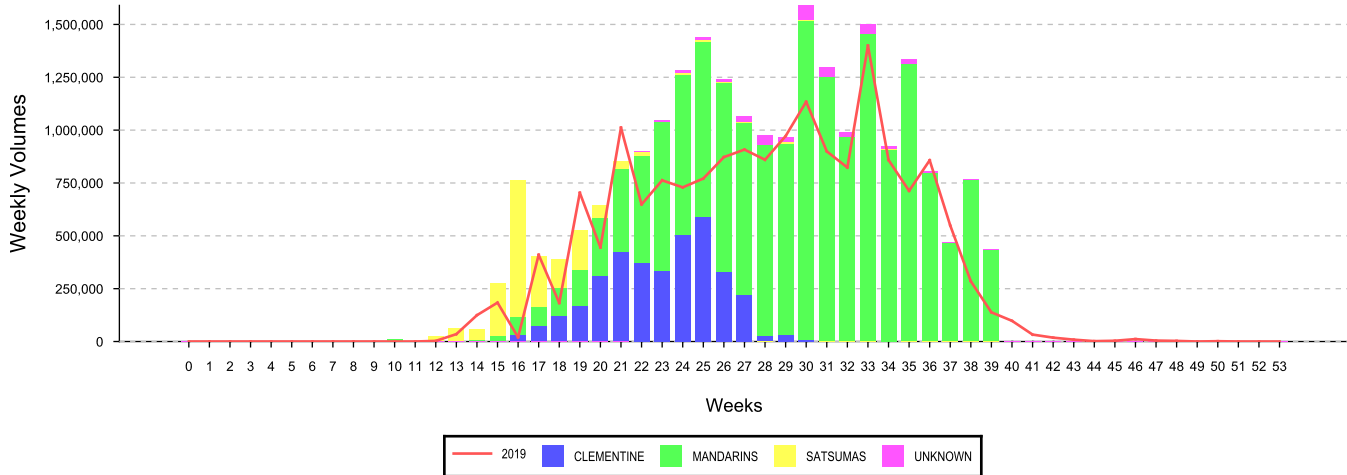
**Indemnity:**  
 Agri-hub shall take all reasonable precautions to ensure that any information and data provided by Agri-hub from its information sources are correct. Neither Agri-hub nor any of its directors, employees or information sources take any responsibility for action or losses that might occur as a result of the usage of this information.

## Historical week's export figures for the previous season (2019)

		Africa and Islands	Asia	Europe	Middle East	North-America	Other	Russian Federation	South East Asia	United Kingdom	Total Region Desc
Week 39	LEMONS	3,066	0	24,139	21,910	9,755	0	4,746	40,608	14,081	118,304
	LEMONS SEEDLESS	288	0	267	129	14	0	168	425	903	2,195
	UNKNOWN	0	0	0	0	0	0	0	0	0	0
	Total Variety Group	3,354	0	24,405	22,040	9,769	0	4,914	41,033	14,984	120,499
Week 40	LEMONS	12,280	0	7,533	81,327	25,282	0	2,077	40,076	0	168,575
	LEMONS SEEDLESS	0	0	0	1,260	166	0	0	170	0	1,595
	UNKNOWN	0	0	0	0	0	0	0	0	0	0
	Total Variety Group	12,280	0	7,533	82,586	25,448	0	2,077	40,246	0	170,171
Week 41	LEMONS	13,464	960	22,727	0	44,838	0	4,320	49,665	9,570	145,543
	LEMONS SEEDLESS	0	0	0	0	106	0	0	0	0	106
	UNKNOWN	0	0	0	0	0	0	0	0	0	0
	Total Variety Group	13,464	960	22,727	0	44,944	0	4,320	49,665	9,570	145,649
Total week		29,097	960	54,666	104,626	80,161	0	11,311	130,944	24,554	436,319

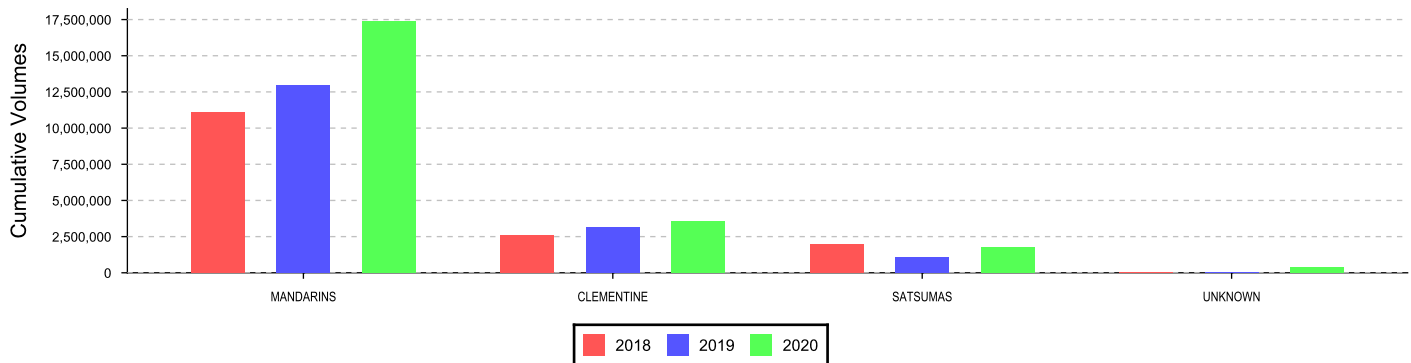
## SOFT CITRUS (15.00 kg Cartons )

Total SOFT CITRUS Exported



Region	Weekly volumes - Week 39									Cumulative volumes - YTD - week 39								
	2019 Air	2019 Ship	2019 Total	2020 Air	2020 Ship	2020 Total	Diff	%Diff		2019 Air	2019 Ship	2019 Total	2020 Air	2020 Ship	2020 Total	Diff	%Diff	Distr
Africa and Islands	0	22,846	22,846	0	14,262	14,262	-8,584	-38%		0	489,224	489,224	0	701,285	701,285	212,061	43%	3 %
Asia	0	4,121	4,121	0	62,135	62,135	58,014	1408%		0	1,066,421	1,066,421	0	1,469,862	1,469,862	403,441	38%	6 %
Europe	0	48,647	48,647	0	123,138	123,138	74,491	153%		0	4,545,497	4,545,497	0	6,177,126	6,177,126	1,631,629	36%	27 %
Middle East	0	12,971	12,971	0	41,336	41,336	28,364	219%		0	1,669,358	1,669,358	0	2,421,262	2,421,262	751,904	45%	11 %
North-America	0	17,542	17,542	0	8,939	8,939	-8,603	-49%		0	1,789,483	1,789,483	0	3,030,193	3,030,193	1,240,710	69%	13 %
Other	0	0	0	0	0	0	0	0		0	366	366	0	0	0	-366	-100%	0 %
Russian Federation	0	13,865	13,865	0	28,244	28,244	14,379	104%		0	1,617,283	1,617,283	0	1,865,832	1,865,832	248,549	15%	8 %
South East Asia	0	2,642	2,642	0	52,411	52,411	49,770	1884%		0	1,779,486	1,779,486	0	1,732,911	1,732,911	-46,574	-3%	8 %
United Kingdom	0	15,364	15,364	0	104,933	104,933	89,570	583%		0	4,342,945	4,342,945	0	5,655,172	5,655,172	1,312,227	30%	25 %
<b>Total</b>	<b>0</b>	<b>137,998</b>	<b>137,998</b>	<b>0</b>	<b>435,398</b>	<b>435,398</b>	<b>297,401</b>	<b>216%</b>		<b>0</b>	<b>17,300,062</b>	<b>17,300,062</b>	<b>0</b>	<b>23,053,642</b>	<b>23,053,642</b>	<b>5,753,581</b>	<b>33%</b>	

Major Cultivars Currently Exported



Cumulative volumes - YTD	Africa and Islands	Asia	Europe	Middle East	North-America	Other	Russian Federation	South East Asia	United Kingdom	Total
CLEMENTINE	16,765	7,167	793,679	112,438	550,633	0	124,489	6,818	1,945,278	3,557,268
MANDARINS	654,457	1,415,168	4,844,432	2,247,626	2,416,234	0	1,353,775	1,661,630	2,788,269	17,381,589
SATSUMAS	2,859	0	463,841	22,339	217	0	377,046	0	875,563	1,741,866
UNKNOWN	27,204	47,527	75,174	38,858	63,110	0	10,521	64,464	46,061	372,919
<b>Total</b>	<b>701,285</b>	<b>1,469,862</b>	<b>6,177,126</b>	<b>2,421,262</b>	<b>3,030,193</b>	<b>0</b>	<b>1,865,832</b>	<b>1,732,911</b>	<b>5,655,172</b>	<b>23,053,642</b>

Indemnity: Agri-hub shall take all reasonable precautions to ensure that any information and data provided by Agri-hub from its information sources are correct. Neither Agri-hub nor any of its directors, employees or information sources take any responsibility for action or losses that might occur as a result of the usage of this information.

## Historical week's export figures for the previous season (2019)

		Africa and Islands	Asia	Europe	Middle East	North-America	Other	Russian Federation	South East Asia	United Kingdom	Total Region Desc
Week 39	CLEMENTINE	0	0	0	0	0	0	0	0	0	0
	MANDARINS	22,846	4,121	48,647	12,971	17,542	0	13,865	1,670	15,364	137,026
	SATSUMAS	0	0	0	0	0	0	0	0	0	0
	UNKNOWN	0	0	0	0	0	0	0	972	0	972
	Total Variety Group	22,846	4,121	48,647	12,971	17,542	0	13,865	2,642	15,364	137,998
Week 40	CLEMENTINE	0	0	0	0	0	0	0	0	0	0
	MANDARINS	25,449	5,081	8,651	29,095	1,055	0	10,074	1,387	16,640	97,431
	SATSUMAS	0	0	0	0	0	0	0	0	0	0
	UNKNOWN	325	0	0	137	0	0	0	0	0	462
	Total Variety Group	25,774	5,081	8,651	29,232	1,055	0	10,074	1,387	16,640	97,893
Week 41	CLEMENTINE	0	0	0	0	0	0	0	0	0	0
	MANDARINS	2,370	2,779	6,346	2,839	17,086	0	0	1,380	0	32,799
	SATSUMAS	0	0	0	0	0	0	0	0	0	0
	UNKNOWN	0	0	0	0	0	0	0	0	0	0
	Total Variety Group	2,370	2,779	6,346	2,839	17,086	0	0	1,380	0	32,799
Total week		50,990	11,980	63,644	45,042	35,683	0	23,939	5,408	32,004	268,690