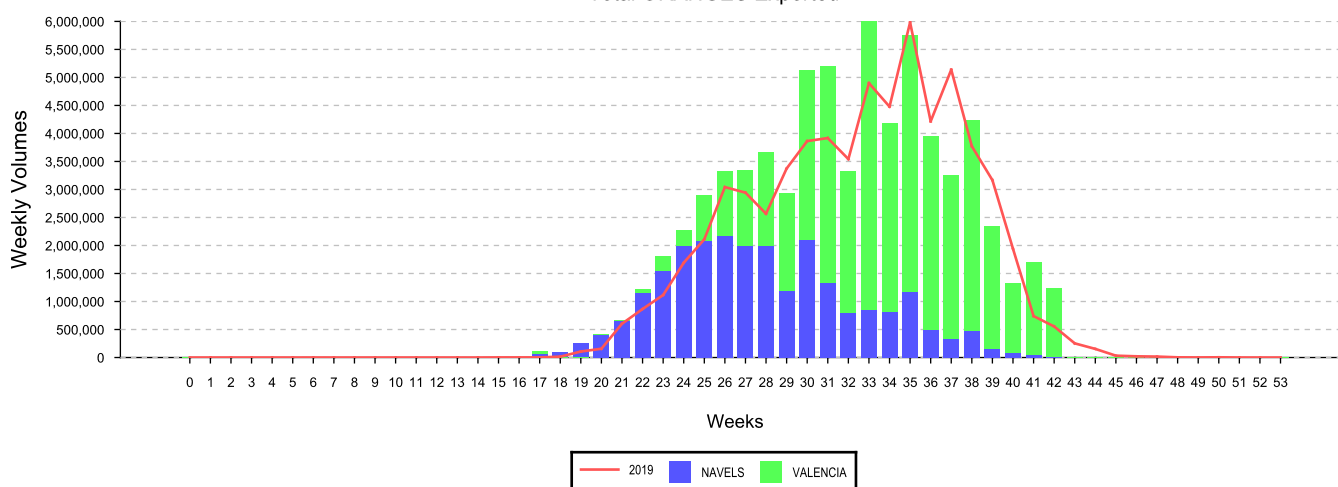


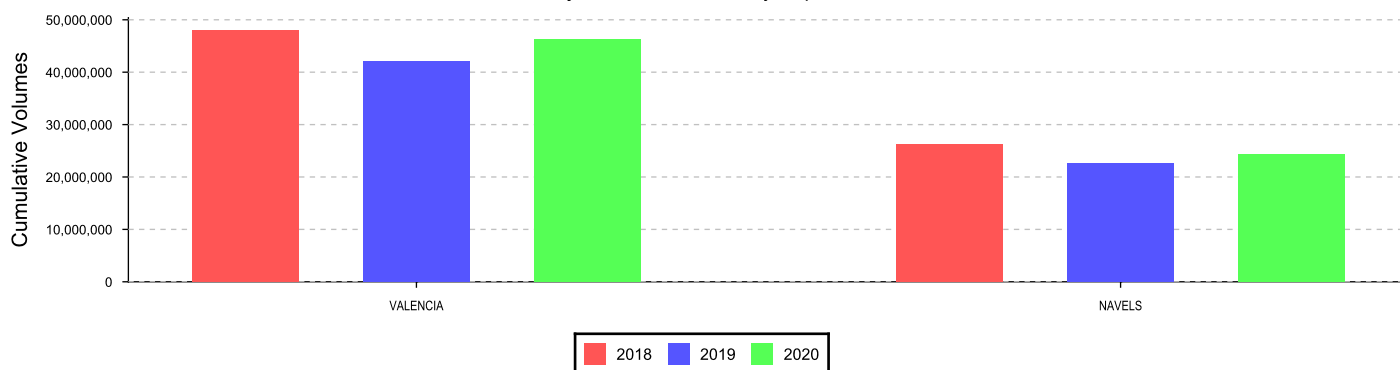
ORANGES (15.00 kg Cartons)

Total ORANGES Exported



	Weekly volumes - Week 42								Cumulative volumes - YTD - week 42								
Region	2019 Air	2019 Ship	2019 Total	2020 Air	2020 Ship	2020 Total	Diff	%Diff	2019 Air	2019 Ship	2019 Total	2020 Air	2020 Ship	2020 Total	Diff	%Diff	Distr
Africa and Islands	0	64,096	64,096	0	48,990	48,990	-15,106	-24%	0	815,101	815,101	0	724,471	724,471	-90,630	-11%	1 %
Asia	0	36,084	36,084	0	150,838	150,838	114,753	318%	0	4,013,283	4,013,283	0	4,426,947	4,426,947	413,663	10%	6 %
Europe	0	37,041	37,041	0	376,485	376,485	339,444	916%	0	22,205,082	22,205,082	0	28,176,407	28,176,407	5,971,325	27%	40 %
Middle East	0	283,438	283,438	0	219,648	219,648	-63,790	-23%	0	13,583,861	13,583,861	0	12,034,015	12,034,015	-1,549,846	-11%	17 %
North-America	0	22,822	22,822	0	85,254	85,254	62,432	274%	0	3,694,073	3,694,073	0	5,338,629	5,338,629	1,644,556	45%	8 %
Other	0	0	0	0	0	0	0		0	0	0	0	0	0	0	0	0 %
Russian Federation	0	34,543	34,543	0	98,076	98,076	63,532	184%	0	4,574,467	4,574,467	0	4,705,279	4,705,279	130,811	3%	7 %
South East Asia	0	66,828	66,828	0	164,882	164,882	98,054	147%	0	11,893,356	11,893,356	0	10,745,252	10,745,252	-1,148,104	-10%	15 %
United Kingdom	0	9,646	9,646	0	95,358	95,358	85,713	889%	0	4,028,186	4,028,186	0	4,537,329	4,537,329	509,143	13%	6 %
Total	0	554,498	554,498	0	1,239,530	1,239,530	685,031	124%	0	64,807,410	64,807,410	0	70,688,328	70,688,328	5,880,917	9%	

Major Cultivars Currently Exported



Cumulative volumes - YTD	Africa and Islands	Asia	Europe	Middle East	North-America	Other	Russian Federation	South East Asia	United Kingdom	Total
LATE NAVEL	30,298	30,893	2,005,067	2,018,536	290,357	0	220,271	1,394,127	158,506	6,148,054
NAVELS	205,933	618,868	6,407,420	2,985,291	2,981,896	0	1,228,390	1,504,427	1,523,952	17,456,176
RED NAVEL	15,198	11,221	152,046	36,726	279,020	0	99,160	178,420	8,258	780,049
UNKNOWN	0	0	0	0	0	0	0	0	0	0
VALENCIA	473,042	3,765,965	19,611,874	6,993,463	1,787,356	0	3,157,458	7,668,277	2,846,613	46,304,049
Total	724,471	4,426,947	28,176,407	12,034,015	5,338,629	0	4,705,279	10,745,252	4,537,329	70,688,328

Indemnity:

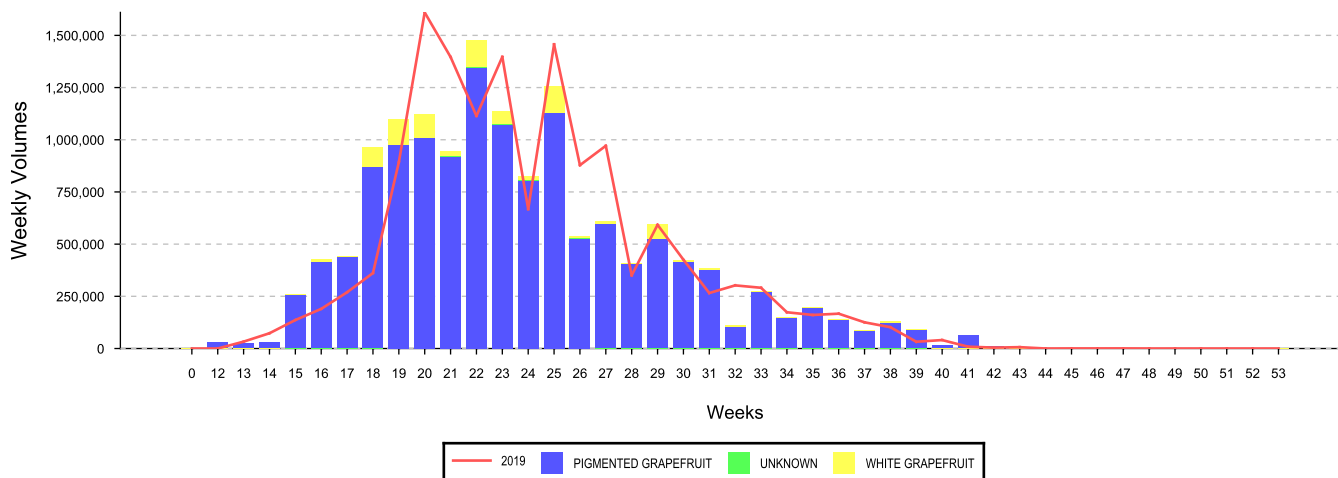
Agri-hub shall take all reasonable precautions to ensure that any information and data provided by Agri-hub from its information sources are correct. Neither Agri-hub nor any of its directors, employees or information sources take any responsibility for action or losses that might occur as a result of the usage of this information.

Historical week's export figures for the previous season (2019)

		Africa and Islands	Asia	Europe	Middle East	North-America	Other	Russian Federation	South East Asia	United Kingdom	Total Region Desc
Week 42	LATE NAVEL	3,073	1,680	0	34,460	0	0	1,900	960	0	42,073
	NAVELS	710	0	0	316	0	0	0	0	0	1,026
	RED NAVEL	64	0	0	0	0	0	0	0	0	64
	UNKNOWN	0	0	0	0	0	0	0	0	0	0
	VALENCIA	60,249	34,405	37,041	248,662	22,822	0	32,644	65,868	9,646	511,336
	Total Variety Group	64,096	36,084	37,041	283,438	22,822	0	34,543	66,828	9,646	554,498
Week 43	LATE NAVEL	0	0	564	49,697	0	0	74	432	0	50,767
	NAVELS	0	0	0	79	0	0	395	0	0	474
	RED NAVEL	0	0	0	0	0	0	0	0	0	0
	UNKNOWN	0	0	0	0	0	0	0	0	0	0
	VALENCIA	37,104	40,742	234	79,255	0	0	23,533	20,753	0	201,621
	Total Variety Group	37,104	40,742	798	129,031	0	0	24,001	21,184	0	252,861
Week 44	LATE NAVEL	0	0	0	11,256	0	0	0	0	0	11,256
	NAVELS	0	0	0	158	0	0	0	0	0	158
	RED NAVEL	0	0	0	0	0	0	0	0	0	0
	UNKNOWN	0	0	0	0	0	0	0	0	0	0
	VALENCIA	8,307	16,966	2,800	93,644	0	0	2,088	18,670	0	142,474
	Total Variety Group	8,307	16,966	2,800	105,057	0	0	2,088	18,670	0	153,888
Total week		109,507	93,793	40,639	517,526	22,822	0	60,632	106,682	9,646	961,247

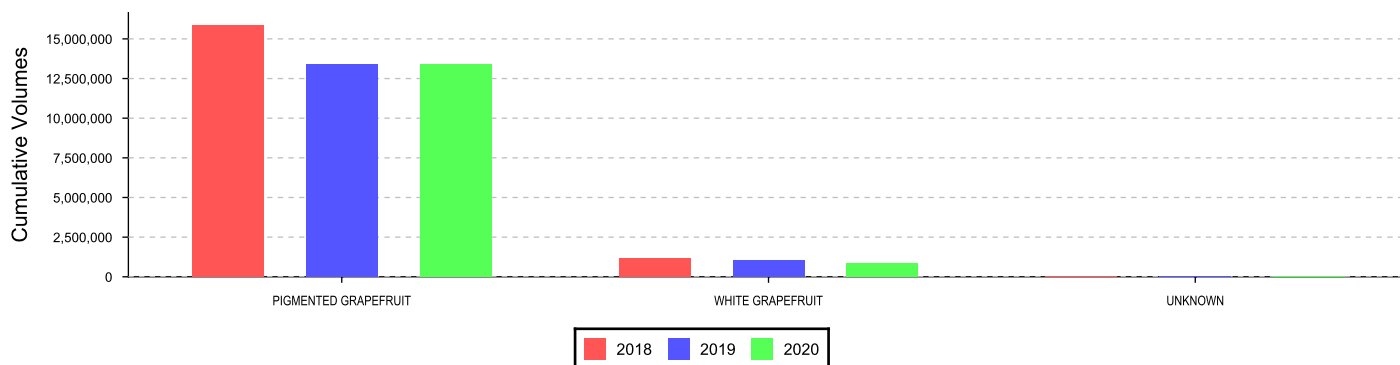
GRAPEFRUIT (15.00 kg Cartons)

Total GRAPEFRUIT Exported



	Weekly volumes - Week 42								Cumulative volumes - YTD - week 42								
Region	2019 Air	2019 Ship	2019 Total	2020 Air	2020 Ship	2020 Total	Diff	%Diff	2019 Air	2019 Ship	2019 Total	2020 Air	2020 Ship	2020 Total	Diff	%Diff	Distr
Africa and Islands	0	624	624	0	741	741	117	19%	0	47,206	47,206	0	36,161	36,161	-11,045	-23%	0 %
Asia	0	0	0	0	0	0	0		0	2,373,306	2,373,306	0	1,831,279	1,831,279	-542,026	-23%	13 %
Europe	0	0	0	0	84	84	84	%	0	6,121,406	6,121,406	0	5,492,274	5,492,274	-629,132	-10%	38 %
Middle East	0	1,357	1,357	0	0	0	-1,357	-100%	0	451,857	451,857	0	308,844	308,844	-143,013	-32%	2 %
North-America	0	0	0	0	0	0	0		0	736,101	736,101	0	680,919	680,919	-55,182	-7%	5 %
Other	0	0	0	0	0	0	0		0	0	0	0	384	384	384	%	0 %
Russian Federation	0	0	0	0	0	0	0		0	1,069,281	1,069,281	0	1,267,233	1,267,233	197,953	19%	9 %
South East Asia	0	2,387	2,387	0	11,530	11,530	9,143	383%	0	2,957,725	2,957,725	0	4,051,172	4,051,172	1,093,447	37%	28 %
United Kingdom	0	0	0	0	0	0	0		0	732,403	732,403	0	614,247	614,247	-118,156	-16%	4 %
Total	0	4,368	4,368	0	12,355	12,355	7,987	183%	0	14,489,284	14,489,284	0	14,282,512	14,282,512	-206,772	-1%	

Major Cultivars Currently Exported



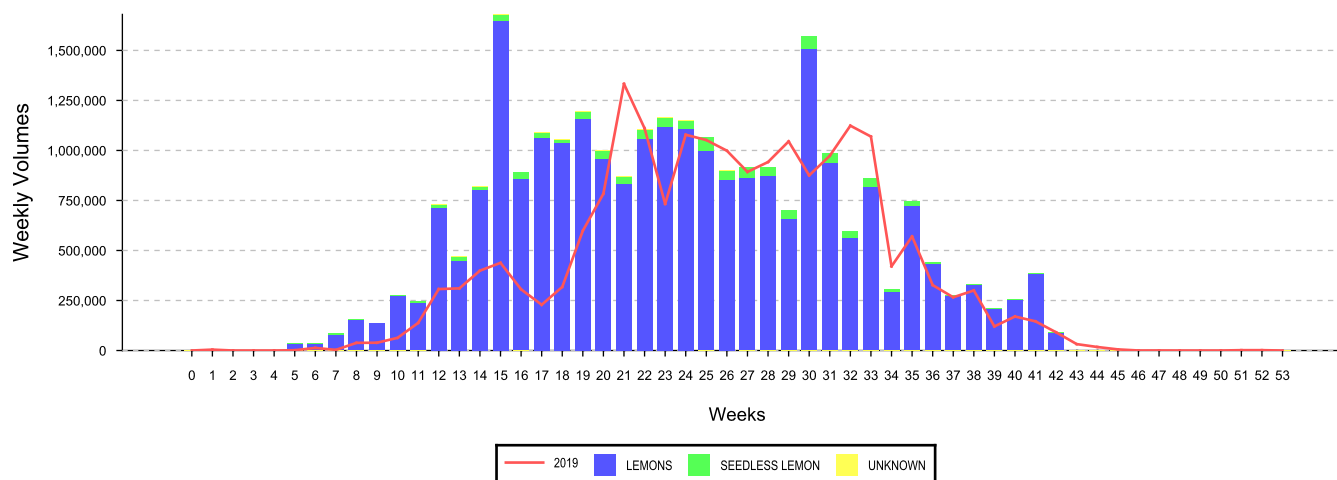
Cumulative volumes - YTD	Africa and Islands	Asia	Europe	Middle East	North-America	Other	Russian Federation	South East Asia	United Kingdom	Total
PIGMENTED	35,286	1,342,760	5,264,447	293,932	679,474	384	1,228,535	4,024,378	557,620	13,426,817
UNKNOWN	667	0	594	8,731	831	0	10,756	293	0	21,872
WHITE	208	488,519	227,233	6,181	613	0	27,941	26,501	56,627	833,823
Total	36,161	1,831,279	5,492,274	308,844	680,919	384	1,267,233	4,051,172	614,247	14,282,512

Historical week's export figures for the previous season (2019)

		Africa and Islands	Asia	Europe	Middle East	North-America	Other	Russian Federation	South East Asia	United Kingdom	Total Region Desc
Week 42	PIGMENTED	624	0	0	1,357	0	0	0	2,387	0	4,368
	UNKNOWN	0	0	0	0	0	0	0	0	0	0
	WHITE	0	0	0	0	0	0	0	0	0	0
	Total Variety Group	624	0	0	1,357	0	0	0	2,387	0	4,368
Week 43	PIGMENTED	2,496	0	0	4,071	0	0	0	0	0	6,567
	UNKNOWN	0	0	0	0	0	0	0	0	0	0
	WHITE	0	0	0	0	0	0	0	0	0	0
	Total Variety Group	2,496	0	0	4,071	0	0	0	0	0	6,567
Week 44	PIGMENTED	0	0	0	0	0	0	0	0	0	0
	UNKNOWN	0	0	0	0	0	0	0	0	0	0
	WHITE	0	0	0	0	0	0	0	0	0	0
	Total Variety Group	0	0	0	0	0	0	0	0	0	0
Total week		3,120	0	0	5,428	0	0	0	2,387	0	10,935

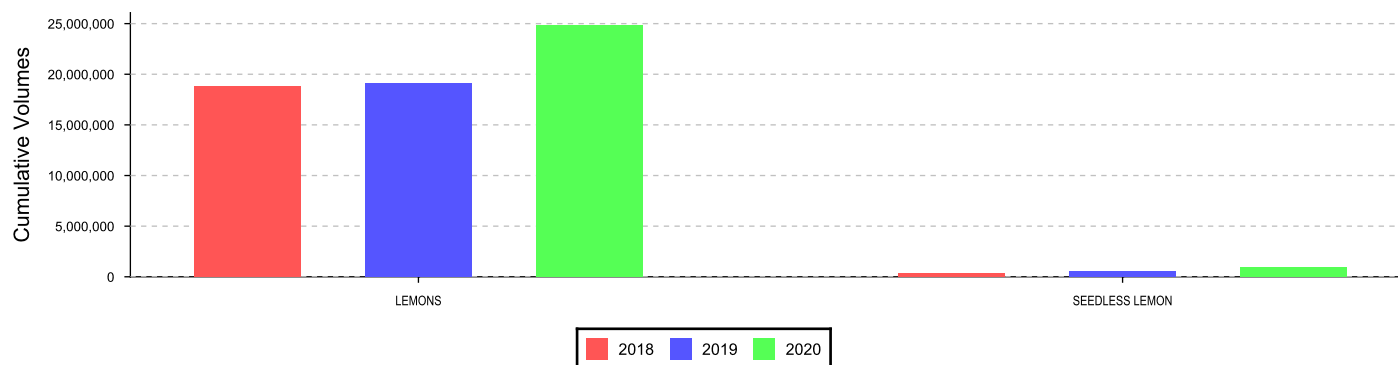
LEMONS (15.00 kg Cartons)

Total LEMONS Exported



	Weekly volumes - Week 42								Cumulative volumes - YTD - week 42								
Region	2019 Air	2019 Ship	2019 Total	2020 Air	2020 Ship	2020 Total	Diff	%Diff	2019 Air	2019 Ship	2019 Total	2020 Air	2020 Ship	2020 Total	Diff	%Diff	Distr
Africa and Islands	0	3,719	3,719	0	12,549	12,549	8,831	237%	0	178,746	178,746	0	230,479	230,479	51,734	29%	1 %
Asia	0	0	0	0	0	0	0		0	137,231	137,231	0	121,108	121,108	-16,124	-12%	0 %
Europe	0	0	0	0	7,249	7,249	7,249	%	0	5,439,198	5,439,198	0	8,807,462	8,807,462	3,368,265	62%	34 %
Middle East	0	52,386	52,386	0	30,123	30,123	-22,264	-42%	0	7,335,445	7,335,445	0	9,007,110	9,007,110	1,671,665	23%	35 %
North-America	0	4,403	4,403	0	5,967	5,967	1,565	36%	0	947,360	947,360	0	1,349,527	1,349,527	402,167	42%	5 %
Other	0	0	0	0	0	0	0		0	1,985	1,985	0	0	0	-1,985	-100%	0 %
Russian Federation	0	0	0	0	19,568	19,568	19,568	%	0	1,817,965	1,817,965	0	2,207,896	2,207,896	389,930	21%	9 %
South East Asia	0	28,652	28,652	0	14,750	14,750	-13,902	-49%	0	2,337,666	2,337,666	0	1,815,615	1,815,615	-522,051	-22%	7 %
United Kingdom	0	1,600	1,600	0	800	800	-800	-50%	0	1,434,724	1,434,724	0	2,223,919	2,223,919	789,196	55%	9 %
Total	0	90,760	90,760	0	91,007	91,007	247	0%	0	19,630,320	19,630,320	0	25,763,116	25,763,116	6,132,796	31%	

Major Cultivars Currently Exported



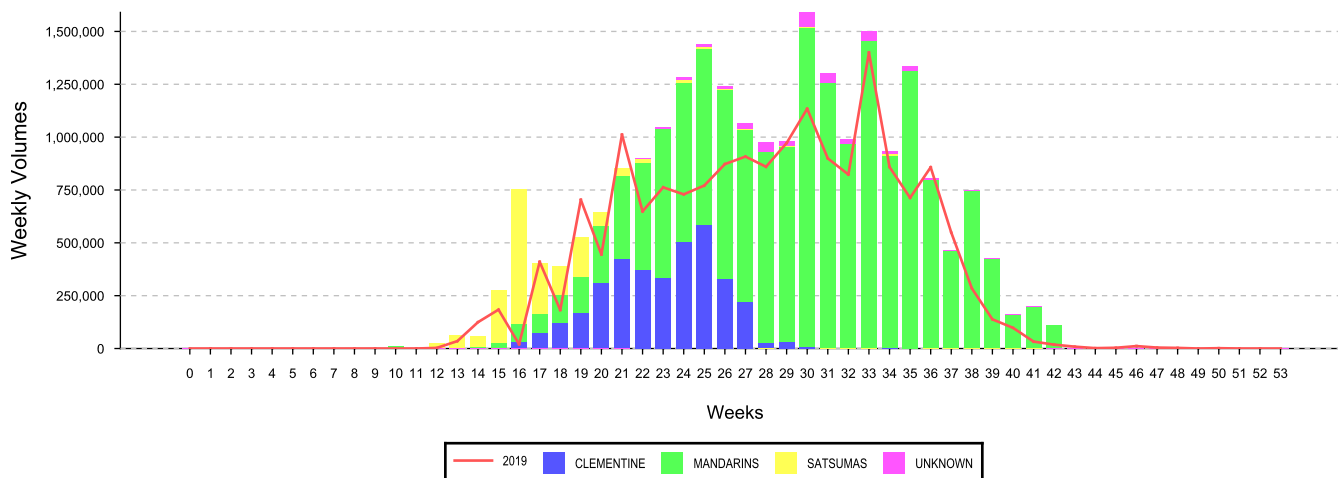
Cumulative volumes - YTD	Africa and Islands	Asia	Europe	Middle East	North-America	Other	Russian Federation	South East Asia	United Kingdom	Total
LEMONS	201,350	100,874	8,444,214	8,782,435	1,240,064	0	2,132,289	1,802,945	2,131,230	24,835,401
LEMONS SEEDLESS	29,129	20,234	360,467	221,262	109,463	0	75,606	12,670	88,931	917,762
UNKNOWN	0	0	2,781	3,414	0	0	0	0	3,759	9,954
Total	230,479	121,108	8,807,462	9,007,110	1,349,527	0	2,207,896	1,815,615	2,223,919	25,763,116

Historical week's export figures for the previous season (2019)

		Africa and Islands	Asia	Europe	Middle East	North-America	Other	Russian Federation	South East Asia	United Kingdom	Total Region Desc
Week 42	LEMONS	3,719	0	0	52,386	4,200	0	0	28,652	1,600	90,557
	LEMONS SEEDLESS	0	0	0	0	203	0	0	0	0	203
	UNKNOWN	0	0	0	0	0	0	0	0	0	0
	Total Variety Group	3,719	0	0	52,386	4,403	0	0	28,652	1,600	90,760
Week 43	LEMONS	6,924	0	0	18,534	0	0	0	5,703	0	31,161
	LEMONS SEEDLESS	115	0	0	790	0	0	0	0	0	906
	UNKNOWN	0	0	0	0	0	0	0	0	0	0
	Total Variety Group	7,039	0	0	19,324	0	0	0	5,703	0	32,066
Week 44	LEMONS	0	0	0	17,131	0	0	0	493	0	17,624
	LEMONS SEEDLESS	0	0	0	0	0	0	0	0	0	0
	UNKNOWN	0	0	0	0	0	0	0	0	0	0
	Total Variety Group	0	0	0	17,131	0	0	0	493	0	17,624
Total week		10,758	0	0	88,841	4,403	0	0	34,848	1,600	140,450

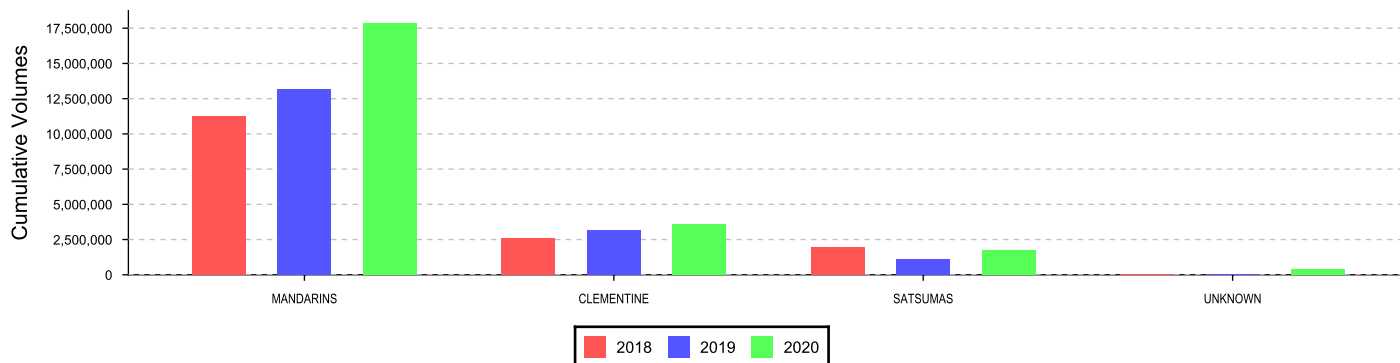
SOFT CITRUS (15.00 kg Cartons)

Total SOFT CITRUS Exported



	Weekly volumes - Week 42								Cumulative volumes - YTD - week 42								
Region	2019 Air	2019 Ship	2019 Total	2020 Air	2020 Ship	2020 Total	Diff	%Diff	2019 Air	2019 Ship	2019 Total	2020 Air	2020 Ship	2020 Total	Diff	%Diff	Distr
Africa and Islands	0	5,219	5,219	0	9,026	9,026	3,807	73%	0	522,586	522,586	0	744,218	744,218	221,632	42%	3 %
Asia	0	0	0	0	5,088	5,088	5,088	%	0	1,074,280	1,074,280	0	1,516,584	1,516,584	442,304	41%	6 %
Europe	0	73	73	0	31,037	31,037	30,964	42387	0	4,560,567	4,560,567	0	6,258,586	6,258,586	1,698,019	37%	27 %
Middle East	0	12,365	12,365	0	8,731	8,731	-3,634	-29%	0	1,713,793	1,713,793	0	2,534,754	2,534,754	820,961	48%	11 %
North-America	0	0	0	0	12,574	12,574	12,574	%	0	1,807,624	1,807,624	0	3,086,316	3,086,316	1,278,691	71%	13 %
Other	0	0	0	0	0	0	0		0	366	366	0	0	0	-366	-100%	0 %
Russian Federation	0	0	0	0	12,480	12,480	12,480	%	0	1,627,357	1,627,357	0	1,887,931	1,887,931	260,575	16%	8 %
South East Asia	0	621	621	0	8,448	8,448	7,827	1260%	0	1,782,873	1,782,873	0	1,747,331	1,747,331	-35,542	-2%	7 %
United Kingdom	0	0	0	0	25,702	25,702	25,702	%	0	4,359,585	4,359,585	0	5,745,468	5,745,468	1,385,883	32%	24 %
Total	0	18,278	18,278	0	113,086	113,086	94,808	519%	0	17,449,032	17,449,032	0	23,521,188	23,521,188	6,072,156	35%	

Major Cultivars Currently Exported



Cumulative volumes - YTD	Africa and Islands	Asia	Europe	Middle East	North-America	Other	Russian Federation	South East Asia	United Kingdom	Total
CLEMENTINE	16,765	7,167	791,407	111,959	550,633	0	124,775	6,818	1,946,944	3,556,468
MANDARINS	696,958	1,461,890	4,928,806	2,361,324	2,472,356	0	1,375,699	1,676,049	2,877,013	17,850,094
SATSUMAS	2,859	0	463,198	21,675	217	0	376,936	0	875,451	1,740,337
UNKNOWN	27,637	47,527	75,174	39,796	63,110	0	10,521	64,464	46,061	374,289
Total	744,218	1,516,584	6,258,586	2,534,754	3,086,316	0	1,887,931	1,747,331	5,745,468	23,521,188

Indemnity:

Agri-hub shall take all reasonable precautions to ensure that any information and data provided by Agri-hub from its information sources are correct. Neither Agri-hub nor any of its directors, employees or information sources take any responsibility for action or losses that might occur as a result of the usage of this information.

Historical week's export figures for the previous season (2019)

		Africa and Islands	Asia	Europe	Middle East	North-America	Other	Russian Federation	South East Asia	United Kingdom	Total Region Desc
Week 42	CLEMENTINE	0	0	0	0	0	0	0	0	0	0
	MANDARINS	5,219	0	73	12,365	0	0	0	621	0	18,278
	SATSUMAS	0	0	0	0	0	0	0	0	0	0
	UNKNOWN	0	0	0	0	0	0	0	0	0	0
	Total Variety Group	5,219	0	73	12,365	0	0	0	621	0	18,278
Week 43	CLEMENTINE	0	0	73	0	0	0	0	0	0	73
	MANDARINS	7,341	0	758	694	0	0	0	0	0	8,792
	SATSUMAS	0	0	0	0	0	0	0	0	0	0
	UNKNOWN	0	0	0	0	0	0	0	0	0	0
	Total Variety Group	7,341	0	831	694	0	0	0	0	0	8,866
Week 44	CLEMENTINE	0	0	0	0	0	0	0	0	0	0
	MANDARINS	1,739	0	0	0	0	0	0	0	0	1,739
	SATSUMAS	0	0	0	0	0	0	0	0	0	0
	UNKNOWN	0	0	0	0	0	0	0	0	0	0
	Total Variety Group	1,739	0	0	0	0	0	0	0	0	1,739
Total week		14,299	0	904	13,059	0	0	0	621	0	28,882