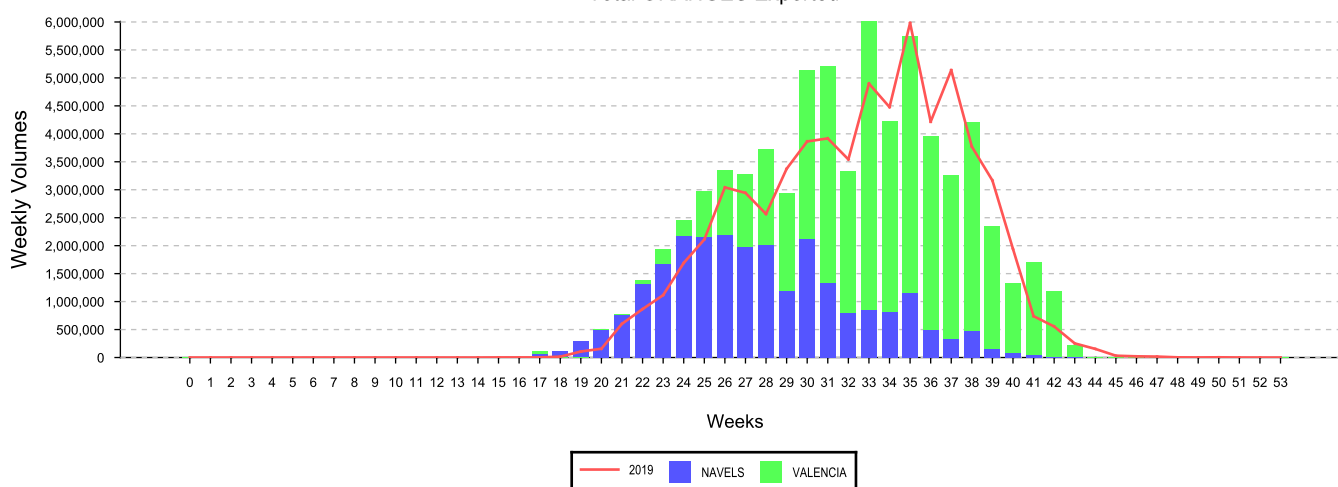


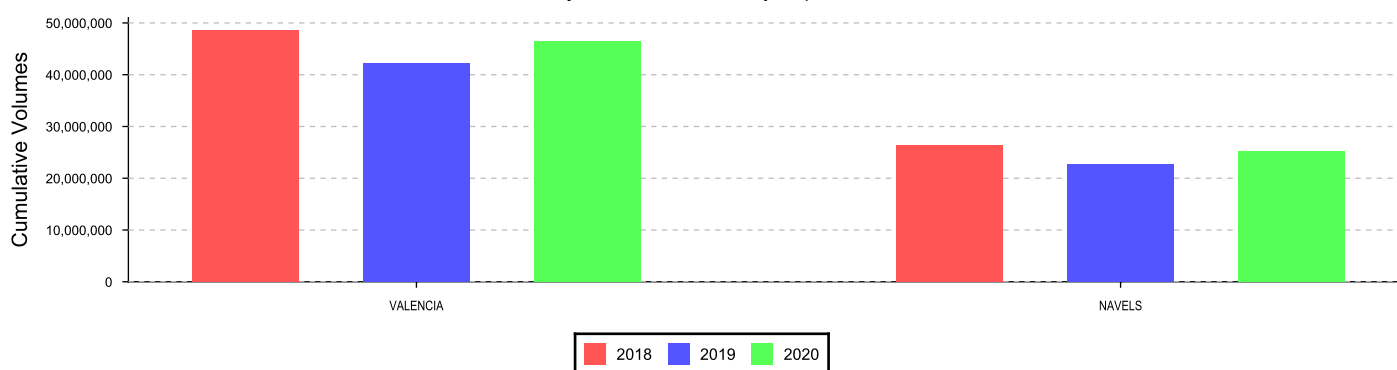
ORANGES (15.00 kg Cartons)

Total ORANGES Exported



	Weekly volumes - Week 43								Cumulative volumes - YTD - week 43								
Region	2019 Air	2019 Ship	2019 Total	2020 Air	2020 Ship	2020 Total	Diff	%Diff	2019 Air	2019 Ship	2019 Total	2020 Air	2020 Ship	2020 Total	Diff	%Diff	Distr
Africa and Islands	0	37,104	37,104	0	15,999	15,999	-21,106	-57%	0	852,205	852,205	0	730,045	730,045	-122,159	-14%	1 %
Asia	0	40,742	40,742	0	73,299	73,299	32,556	80%	0	4,054,026	4,054,026	0	4,498,896	4,498,896	444,871	11%	6 %
Europe	0	798	798	0	0	0	-798	-100%	0	22,205,880	22,205,880	0	28,600,522	28,600,522	6,394,642	29%	40 %
Middle East	0	129,031	129,031	0	92,347	92,347	-36,684	-28%	0	13,712,892	13,712,892	0	12,413,893	12,413,893	-1,298,999	-9%	17 %
North-America	0	0	0	0	2,700	2,700	2,700	%	0	3,694,073	3,694,073	0	5,394,411	5,394,411	1,700,338	46%	8 %
Other	0	0	0	0	0	0	0		0	0	0	0	0	0	0		0 %
Russian Federation	0	24,001	24,001	0	8,296	8,296	-15,706	-65%	0	4,598,469	4,598,469	0	4,717,949	4,717,949	119,480	3%	7 %
South East Asia	0	21,184	21,184	0	21,745	21,745	561	3%	0	11,914,540	11,914,540	0	10,863,310	10,863,310	-1,051,230	-9%	15 %
United Kingdom	0	0	0	0	0	0	0		0	4,028,186	4,028,186	0	4,535,969	4,535,969	507,783	13%	6 %
Total	0	252,861	252,861	0	214,385	214,385	-38,476	-15%	0	65,060,271	65,060,271	0	71,754,996	71,754,996	6,694,725	10%	

Major Cultivars Currently Exported



Cumulative volumes - YTD	Africa and Islands	Asia	Europe	Middle East	North-America	Other	Russian Federation	South East Asia	United Kingdom	Total
LATE NAVEL	30,298	30,893	2,007,279	2,020,534	290,796	0	220,271	1,394,127	158,509	6,152,706
NAVELS	206,663	618,868	6,820,025	3,301,090	3,020,047	0	1,235,713	1,528,659	1,523,937	18,255,001
RED NAVEL	15,198	11,221	156,638	36,726	293,605	0	99,160	180,129	8,258	800,934
UNKNOWN	0	0	0	0	0	0	0	0	0	0
VALENCIA	477,887	3,837,915	19,616,580	7,055,543	1,789,963	0	3,162,805	7,760,396	2,845,266	46,546,355
Total	730,045	4,498,896	28,600,522	12,413,893	5,394,411	0	4,717,949	10,863,310	4,535,969	71,754,996

Indemnity:

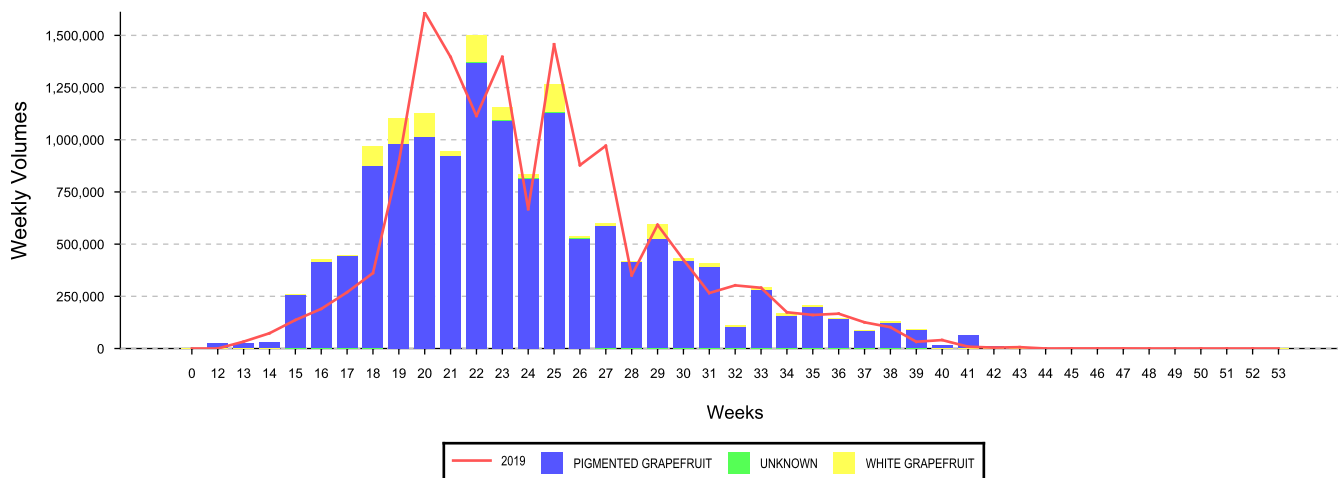
Agri-hub shall take all reasonable precautions to ensure that any information and data provided by Agri-hub from its information sources are correct. Neither Agri-hub nor any of its directors, employees or information sources take any responsibility for action or losses that might occur as a result of the usage of this information.

Historical week's export figures for the previous season (2019)

		Africa and Islands	Asia	Europe	Middle East	North-America	Other	Russian Federation	South East Asia	United Kingdom	Total Region Desc
Week 43	LATE NAVEL	0	0	564	49,697	0	0	74	432	0	50,767
	NAVELS	0	0	0	79	0	0	395	0	0	474
	RED NAVEL	0	0	0	0	0	0	0	0	0	0
	UNKNOWN	0	0	0	0	0	0	0	0	0	0
	VALENCIA	37,104	40,742	234	79,255	0	0	23,533	20,753	0	201,621
	Total Variety Group	37,104	40,742	798	129,031	0	0	24,001	21,184	0	252,861
Week 44	LATE NAVEL	0	0	0	11,256	0	0	0	0	0	11,256
	NAVELS	0	0	0	158	0	0	0	0	0	158
	RED NAVEL	0	0	0	0	0	0	0	0	0	0
	UNKNOWN	0	0	0	0	0	0	0	0	0	0
	VALENCIA	8,307	16,966	2,800	93,644	0	0	2,088	18,670	0	142,474
	Total Variety Group	8,307	16,966	2,800	105,057	0	0	2,088	18,670	0	153,888
Week 45	LATE NAVEL	0	0	0	0	0	0	0	0	0	0
	NAVELS	0	0	0	0	0	0	0	0	0	0
	RED NAVEL	0	0	0	0	0	0	0	0	0	0
	UNKNOWN	0	0	0	0	0	0	0	0	0	0
	VALENCIA	17,015	4,933	1,637	7,635	0	0	1,429	0	0	32,649
	Total Variety Group	17,015	4,933	1,637	7,635	0	0	1,429	0	0	32,649
Total week		62,426	62,642	5,234	241,723	0	0	27,519	39,854	0	439,398

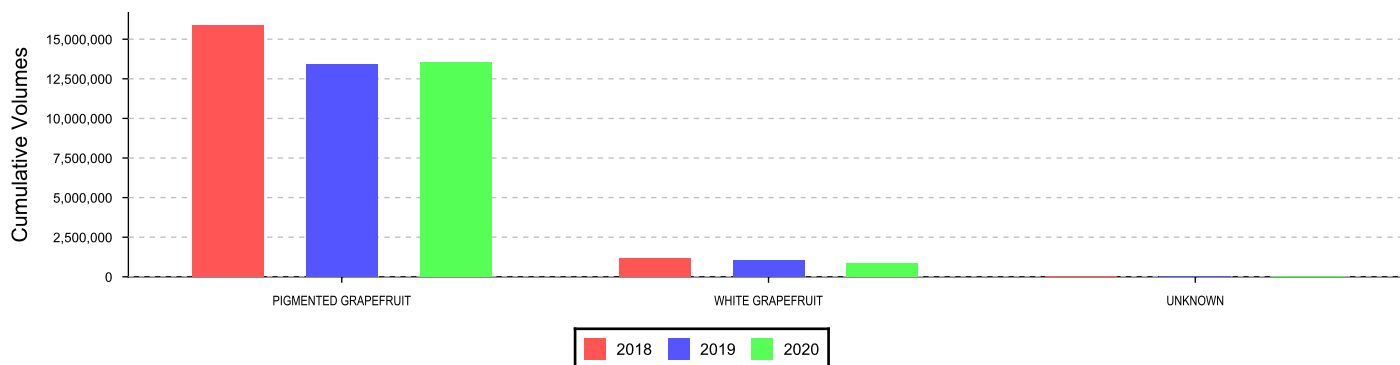
GRAPEFRUIT (15.00 kg Cartons)

Total GRAPEFRUIT Exported



	Weekly volumes - Week 43								Cumulative volumes - YTD - week 43								
Region	2019 Air	2019 Ship	2019 Total	2020 Air	2020 Ship	2020 Total	Diff	%Diff	2019 Air	2019 Ship	2019 Total	2020 Air	2020 Ship	2020 Total	Diff	%Diff	Distr
Africa and Islands	0	2,496	2,496	0	0	0	-2,496	-100%	0	49,702	49,702	0	36,595	36,595	-13,107	-26%	0 %
Asia	0	0	0	0	0	0	0		0	2,373,306	2,373,306	0	1,905,509	1,905,509	-467,797	-20%	13 %
Europe	0	0	0	0	0	0	0		0	6,121,406	6,121,406	0	5,543,124	5,543,124	-578,282	-9%	38 %
Middle East	0	4,071	4,071	0	0	0	-4,071	-100%	0	455,927	455,927	0	311,929	311,929	-143,998	-32%	2 %
North-America	0	0	0	0	0	0	0		0	736,101	736,101	0	680,923	680,923	-55,178	-7%	5 %
Other	0	0	0	0	0	0	0		0	0	0	0	384	384	384	%	0 %
Russian Federation	0	0	0	0	0	0	0		0	1,069,281	1,069,281	0	1,267,233	1,267,233	197,953	19%	9 %
South East Asia	0	0	0	0	0	0	0		0	2,957,725	2,957,725	0	4,085,786	4,085,786	1,128,061	38%	28 %
United Kingdom	0	0	0	0	0	0	0		0	732,403	732,403	0	614,451	614,451	-117,953	-16%	4 %
Total	0	6,567	6,567	0	0	0	-6,567	-100%	0	14,495,851	14,495,851	0	14,445,934	14,445,934	-49,917	-0%	

Major Cultivars Currently Exported



Cumulative volumes - YTD	Africa and Islands	Asia	Europe	Middle East	North-America	Other	Russian Federation	South East Asia	United Kingdom	Total
PIGMENTED	35,720	1,382,030	5,315,299	296,079	679,479	384	1,228,535	4,058,619	557,824	13,553,969
UNKNOWN	667	0	594	8,731	831	0	10,756	293	0	21,872
WHITE	208	523,479	227,231	7,119	613	0	27,941	26,874	56,627	870,093
Total	36,595	1,905,509	5,543,124	311,929	680,923	384	1,267,233	4,085,786	614,451	14,445,934

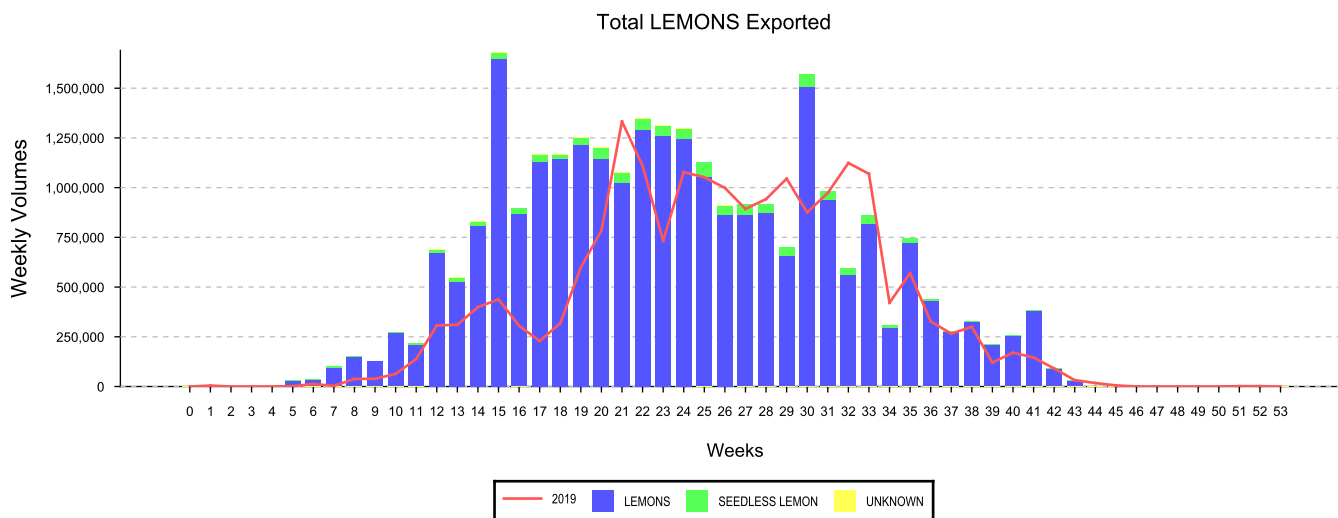
Indemnity:

Agri-hub shall take all reasonable precautions to ensure that any information and data provided by Agri-hub from its information sources are correct. Neither Agri-hub nor any of its directors, employees or information sources take any responsibility for action or losses that might occur as a result of the usage of this information.

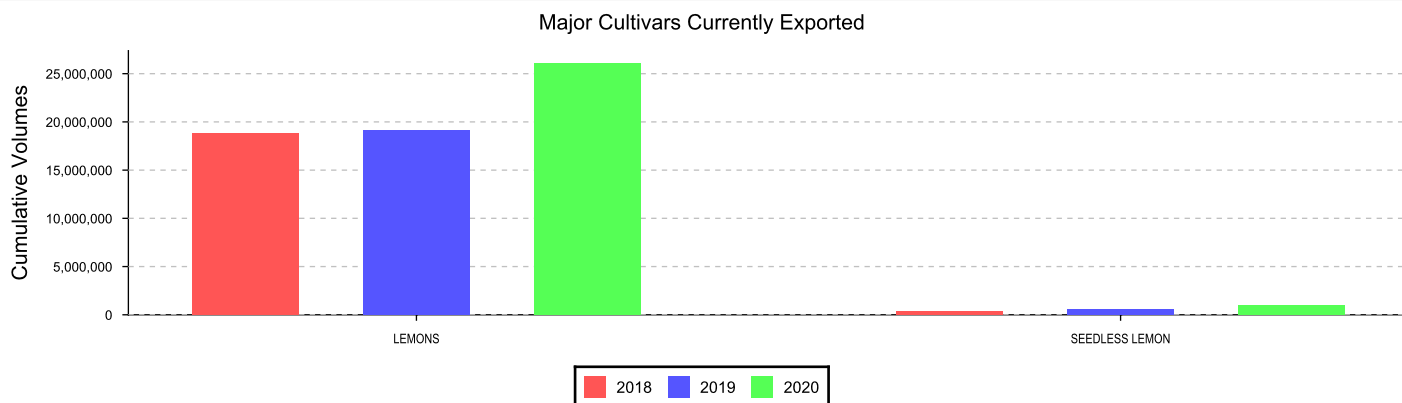
Historical week's export figures for the previous season (2019)

		Africa and Islands	Asia	Europe	Middle East	North-America	Other	Russian Federation	South East Asia	United Kingdom	Total Region Desc
Week 43	PIGMENTED	2,496	0	0	4,071	0	0	0	0	0	6,567
	UNKNOWN	0	0	0	0	0	0	0	0	0	0
	WHITE	0	0	0	0	0	0	0	0	0	0
	Total Variety Group	2,496	0	0	4,071	0	0	0	0	0	6,567
Week 44	PIGMENTED	0	0	0	0	0	0	0	0	0	0
	UNKNOWN	0	0	0	0	0	0	0	0	0	0
	WHITE	0	0	0	0	0	0	0	0	0	0
	Total Variety Group	0	0	0	0	0	0	0	0	0	0
Week 45	PIGMENTED	410	0	0	0	0	0	0	0	0	410
	UNKNOWN	0	0	0	0	0	0	0	0	0	0
	WHITE	0	0	0	0	0	0	0	0	0	0
	Total Variety Group	410	0	0	0	0	0	0	0	0	410
Total week		2,906	0	0	4,071	0	0	0	0	0	6,976

LEMONS (15.00 kg Cartons)



	Weekly volumes - Week 43								Cumulative volumes - YTD - week 43								
Region	2019 Air	2019 Ship	2019 Total	2020 Air	2020 Ship	2020 Total	Diff	%Diff	2019 Air	2019 Ship	2019 Total	2020 Air	2020 Ship	2020 Total	Diff	%Diff	Distr
Africa and Islands	0	7,039	7,039	0	3,947	3,947	-3,093	-44%	0	185,785	185,785	0	234,672	234,672	48,887	26%	1 %
Asia	0	0	0	0	0	0	0		0	137,231	137,231	0	121,108	121,108	-16,124	-12%	0 %
Europe	0	0	0	0	0	0	0		0	5,439,198	5,439,198	0	9,368,723	9,368,723	3,929,525	72%	35 %
Middle East	0	19,324	19,324	0	9,483	9,483	-9,841	-51%	0	7,354,769	7,354,769	0	9,567,794	9,567,794	2,213,025	30%	35 %
North-America	0	0	0	0	2,959	2,959	2,959	%	0	947,360	947,360	0	1,391,636	1,391,636	444,276	47%	5 %
Other	0	0	0	0	0	0	0		0	1,985	1,985	0	0	0	-1,985	-100%	0 %
Russian Federation	0	0	0	0	8,147	8,147	8,147	%	0	1,817,965	1,817,965	0	2,306,318	2,306,318	488,353	27%	9 %
South East Asia	0	5,703	5,703	0	8,159	8,159	2,457	43%	0	2,343,369	2,343,369	0	1,865,219	1,865,219	-478,149	-20%	7 %
United Kingdom	0	0	0	0	0	0	0		0	1,434,724	1,434,724	0	2,223,970	2,223,970	789,246	55%	8 %
Total	0	32,066	32,066	0	32,695	32,695	629	2%	0	19,662,387	19,662,387	0	27,079,441	27,079,441	7,417,054	38%	



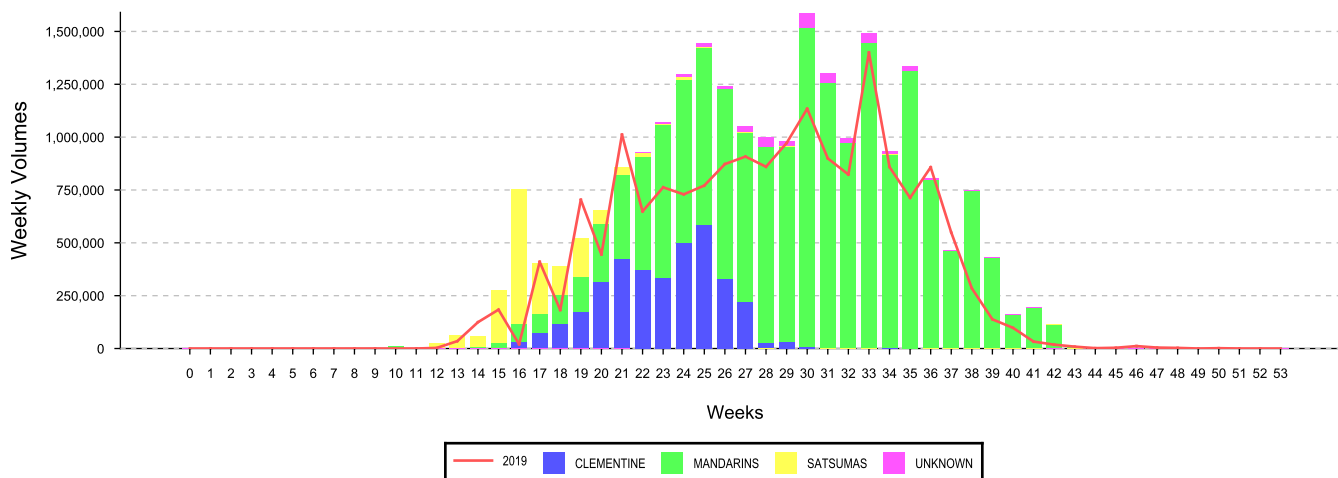
Cumulative volumes - YTD	Africa and Islands	Asia	Europe	Middle East	North-America	Other	Russian Federation	South East Asia	United Kingdom	Total
LEMONS	205,543	100,874	8,958,115	9,327,059	1,278,558	0	2,225,915	1,850,202	2,131,280	26,077,546
LEMONS SEEDLESS	29,129	20,234	407,827	237,322	113,078	0	80,403	15,018	88,931	991,942
UNKNOWN	0	0	2,781	3,414	0	0	0	0	3,759	9,954
Total	234,672	121,108	9,368,723	9,567,794	1,391,636	0	2,306,318	1,865,219	2,223,970	27,079,441

Historical week's export figures for the previous season (2019)

		Africa and Islands	Asia	Europe	Middle East	North-America	Other	Russian Federation	South East Asia	United Kingdom	Total Region Desc
Week 43	LEMONS	6,924	0	0	18,534	0	0	0	5,703	0	31,161
	LEMONS SEEDLESS	115	0	0	790	0	0	0	0	0	906
	UNKNOWN	0	0	0	0	0	0	0	0	0	0
	Total Variety Group	7,039	0	0	19,324	0	0	0	5,703	0	32,066
Week 44	LEMONS	0	0	0	17,131	0	0	0	493	0	17,624
	LEMONS SEEDLESS	0	0	0	0	0	0	0	0	0	0
	UNKNOWN	0	0	0	0	0	0	0	0	0	0
	Total Variety Group	0	0	0	17,131	0	0	0	493	0	17,624
Week 45	LEMONS	5,573	0	0	0	0	0	0	0	0	5,573
	LEMONS SEEDLESS	0	0	0	0	0	0	0	0	0	0
	UNKNOWN	0	0	0	0	0	0	0	0	0	0
	Total Variety Group	5,573	0	0	0	0	0	0	0	0	5,573
Total week		12,612	0	0	36,455	0	0	0	6,195	0	55,263

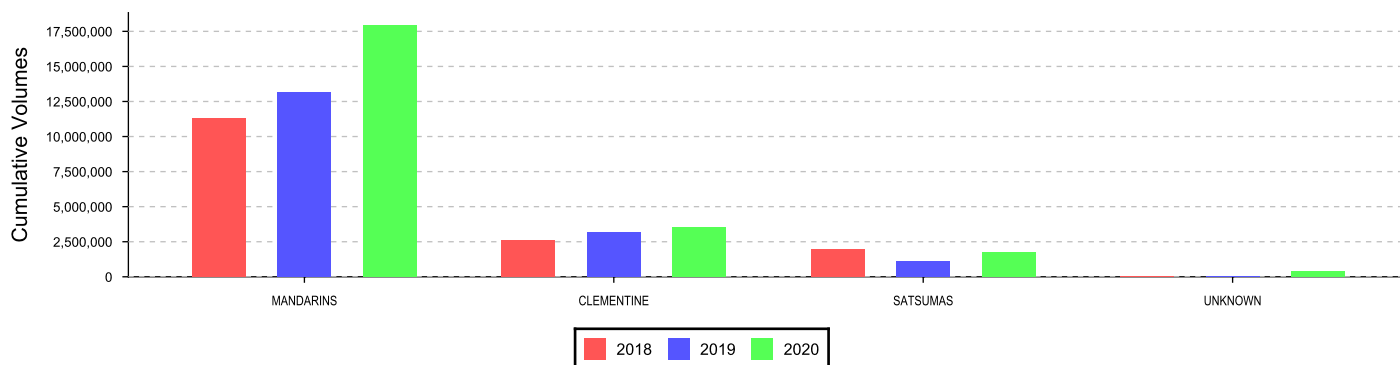
SOFT CITRUS (15.00 kg Cartons)

Total SOFT CITRUS Exported



	Weekly volumes - Week 43								Cumulative volumes - YTD - week 43								
Region	2019 Air	2019 Ship	2019 Total	2020 Air	2020 Ship	2020 Total	Diff	%Diff	2019 Air	2019 Ship	2019 Total	2020 Air	2020 Ship	2020 Total	Diff	%Diff	Distr
Africa and Islands	0	7,341	7,341	0	5,392	5,392	-1,949	-27%	0	529,927	529,927	0	747,149	747,149	217,222	41%	3 %
Asia	0	0	0	0	2,773	2,773	2,773	%	0	1,074,280	1,074,280	0	1,522,248	1,522,248	447,967	42%	6 %
Europe	0	831	831	0	0	0	-831	-100%	0	4,561,397	4,561,397	0	6,302,633	6,302,633	1,741,235	38%	27 %
Middle East	0	694	694	0	0	0	-694	-100%	0	1,714,487	1,714,487	0	2,559,716	2,559,716	845,229	49%	11 %
North-America	0	0	0	0	0	0	0		0	1,807,624	1,807,624	0	3,089,139	3,089,139	1,281,515	71%	13 %
Other	0	0	0	0	0	0	0		0	366	366	0	0	0	-366	-100%	0 %
Russian Federation	0	0	0	0	4	4	4	%	0	1,627,357	1,627,357	0	1,900,846	1,900,846	273,490	17%	8 %
South East Asia	0	0	0	0	1,447	1,447	1,447	%	0	1,782,873	1,782,873	0	1,736,503	1,736,503	-46,370	-3%	7 %
United Kingdom	0	0	0	0	0	0	0		0	4,359,585	4,359,585	0	5,744,924	5,744,924	1,385,339	32%	24 %
Total	0	8,866	8,866	0	9,616	9,616	751	8%	0	17,457,898	17,457,898	0	23,603,158	23,603,158	6,145,261	35%	

Major Cultivars Currently Exported



Cumulative volumes - YTD	Africa and Islands	Asia	Europe	Middle East	North-America	Other	Russian Federation	South East Asia	United Kingdom	Total
CLEMENTINE	16,765	7,167	791,447	111,959	550,633	0	124,812	5,258	1,946,943	3,554,984
MANDARINS	699,600	1,467,554	4,972,813	2,386,412	2,475,180	0	1,388,576	1,666,782	2,876,465	17,933,381
SATSUMAS	2,859	0	463,198	21,550	217	0	376,936	0	875,455	1,740,216
UNKNOWN	27,925	47,527	75,174	39,796	63,110	0	10,521	64,464	46,061	374,578
Total	747,149	1,522,248	6,302,633	2,559,716	3,089,139	0	1,900,846	1,736,503	5,744,924	23,603,158

Indemnity:

Agri-hub shall take all reasonable precautions to ensure that any information and data provided by Agri-hub from its information sources are correct. Neither Agri-hub nor any of its directors, employees or information sources take any responsibility for action or losses that might occur as a result of the usage of this information.

Historical week's export figures for the previous season (2019)

		Africa and Islands	Asia	Europe	Middle East	North-America	Other	Russian Federation	South East Asia	United Kingdom	Total Region Desc
Week 43	CLEMENTINE	0	0	73	0	0	0	0	0	0	73
	MANDARINS	7,341	0	758	694	0	0	0	0	0	8,792
	SATSUMAS	0	0	0	0	0	0	0	0	0	0
	UNKNOWN	0	0	0	0	0	0	0	0	0	0
	Total Variety Group	7,341	0	831	694	0	0	0	0	0	8,866
Week 44	CLEMENTINE	0	0	0	0	0	0	0	0	0	0
	MANDARINS	1,739	0	0	0	0	0	0	0	0	1,739
	SATSUMAS	0	0	0	0	0	0	0	0	0	0
	UNKNOWN	0	0	0	0	0	0	0	0	0	0
	Total Variety Group	1,739	0	0	0	0	0	0	0	0	1,739
Week 45	CLEMENTINE	0	0	0	0	0	0	0	0	0	0
	MANDARINS	3,502	0	0	0	0	0	0	0	0	3,502
	SATSUMAS	0	0	0	0	0	0	0	0	0	0
	UNKNOWN	0	0	0	0	0	0	0	0	0	0
	Total Variety Group	3,502	0	0	0	0	0	0	0	0	3,502
Total week		12,582	0	831	694	0	0	0	0	0	14,107