



Specialty Crops Market News Division U.S. Mexico Canada Agreement Seasonal Perishable Products Weekly Update

Agricultural Marketing Service

Volume II – Number 08

Issued Weekly

Friday, February 26, 2021

Update for Week of February 21-27, 2021

This report provides trend analysis of the volume and prices of Seasonal Perishable commodities. Volume represents current week and prices represent open (spot) market sales by first handlers on product of generally good quality and condition unless otherwise stated and may include promotional allowances or other incentives. The charts provide graphic representation of the volume and prices of the major commodities this week based on seasonal volume.

Last week's severe winter weather across much of the United States continues to impact markets nationwide. Limited consumer demand for produce items is keeping prices low and shipments light on many commodities. High truck rates and rising diesel fuel prices are also contributing to the lack of movement. While many local governments are going forward with reopening plans for schools and restaurants, buyers are being cautious with their orders to avoid losses from unused inventory on highly perishable fruits and vegetables.

Reporting of Peru asparagus has finished for the season, with limited shipments in too few hands to establish a market. Movement of Mexican asparagus is expected to remain about the same as production has reached its peak and coolers are full. Trading was slow at lower prices, with few open market sales due to the continued cold weather and its effects on consumers limiting demand. Few shipments are being booked at previously committed prices, with some shipments booked open with price to be established later. Limited truck availability to many destinations and delayed orders from retailers mean some orders are being pushed back until next week.

Chilean blueberry arrivals are expected to decrease to both east and west coast ports as the season winds down. Trading was fairly slow at lower prices. Mexican blueberry movement is expected to increase with trading active to moderate. Prices are lower and quality continues to be variable.

Movement of Bell peppers from Mexico crossing through Nogales, Arizona is expected to remain about the same with fairly light to moderate demand and heavy supplies. Prices are much lower with slow trading. Crossing volumes of green Bell peppers from Mexico through Texas are in too few hands to establish a market and reporting has ended for the season. Some light sales of the limited remaining supplies are reported at very low prices. Transportation of product for distribution to customers remains a major issue. Central and south Florida movement is expected to slightly increase as warmer weather has increased supplies. Demand is fairly light to light, with prices mostly steady, with some sizes slightly lower and all in the single digits.

Movement of Mexican strawberries crossing through Texas is expected to decrease, with trading slow at lower prices. Supplies of strawberries crossing through the Otay Mesa, California are expected increase with trading early fairly active, late fairly slow, and prices slightly lower. Movement out of the Oxnard district, California is expected to increase with trading active to fairly slow and prices lower. Strawberries out of the Santa Maria, California district are expected to increase seasonally but supplies are currently in too few hands to establish a market. For both Mexican and California strawberries, most shipments are for prior bookings or previous commitments and quality and condition remain variable. Florida strawberry movement is expected to continue to slightly increase as warmer weather has increased current supplies. Demand was fairly good to moderate at much lower prices on conventional. Demand still exceeds

For more information on:

- [Shipping Point Report Details](#)
- [Movement Report Details](#)
- [Generating Custom Reports](#)

For assistance please contact: jeff.main@usda.gov

[Custom Average Tool \(CAT\) Graphing tool and aggregated data source.](#)

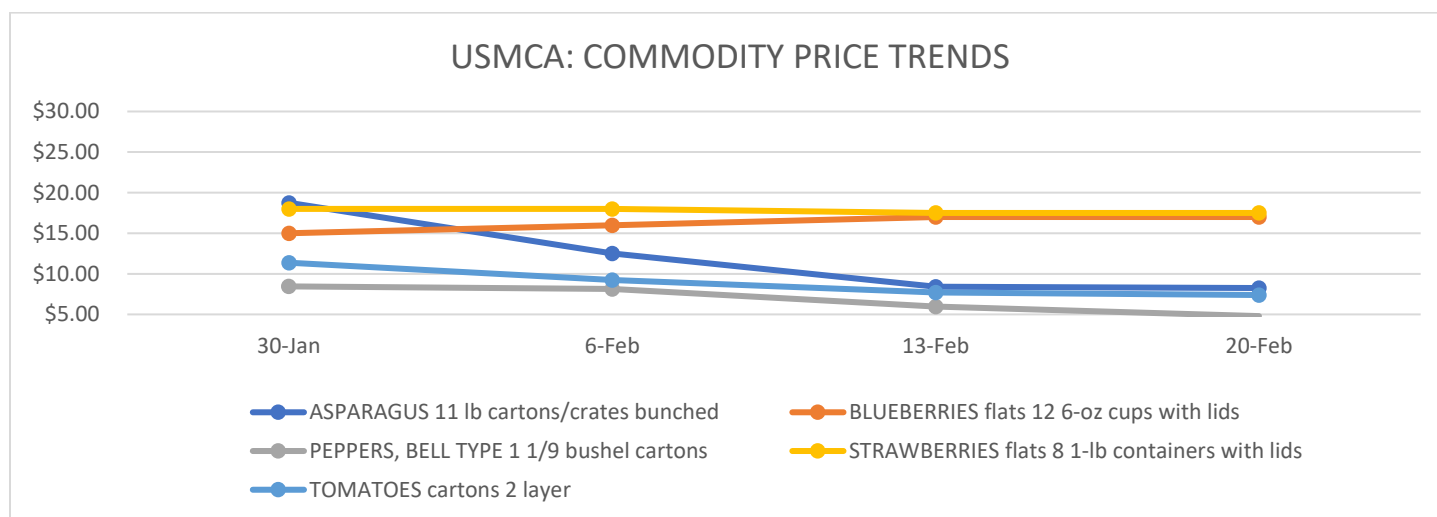
supplies with prices about steady on organic berries. This week may be the peak of the Florida harvest, with shippers predicting higher prices as soon as volumes decrease in the coming weeks.

Mexican tomato crossings through Texas are expected to remain about the same, with trading fairly slow due to fairly light demand. Movement of Mexico crossings through Nogales is expected about the same while supplies are fairly heavy, and demand is fairly light to moderate. Last week's winter weather along with high truck rates contributed to continuing low prices, at or near minimums for all sizes from both shipping points. Movement of Florida tomatoes is expected to decrease, due to the difficulty in shipping to many parts of the country. Demand is fairly light with some sales delayed due to lingering effects of last week's storms, although more orders are reported this week compared to last week, with prices about steady.

The following table provides a four-week price trend of the highest traded commodities this week.

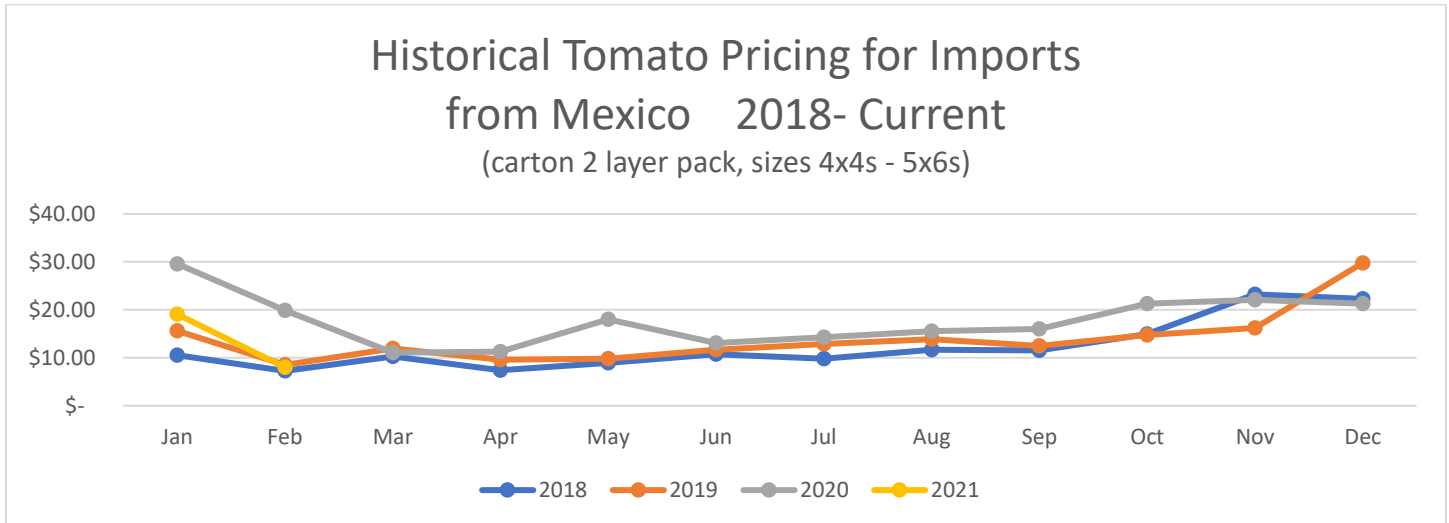
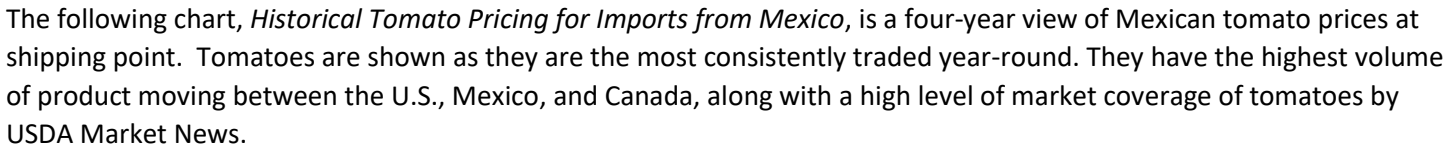
Four Week Price Trend in U.S. Dollars

Commodity	Package	30-Jan	6-Feb	13-Feb	20-Feb
ASPARAGUS	11 lb cartons/crates bunched	\$ 18.75	\$ 12.50	\$ 8.42	\$ 8.25
BLUEBERRIES	flats 12 6-oz cups with lids	\$ 15.00	\$ 16.00	\$ 17.00	\$ 17.00
PEPPERS, BELL TYPE	1 1/9 bushel cartons	\$ 8.45	\$ 8.12	\$ 5.95	\$ 4.79
STRAWBERRIES	flats 8 1-lb containers with lids	\$ 18.00	\$ 18.00	\$ 17.50	\$ 17.50
TOMATOES	cartons 2 layer	\$ 11.37	\$ 9.25	\$ 7.69	\$ 7.39



Four Week Movement in Pounds

COMMODITY	ORIGIN	30-Jan	6-Feb	13-Feb	20-Feb
ASPARAGUS	MEXICO	6,115,287	9,423,616	15,725,390	22,018,332
BLUEBERRIES	MEXICO	2,778,565	2,912,573	3,679,944	3,738,097
PEPPERS, BELL TYPE	CANADA	29,062	8,437	3,316	5,024
	MEXICO	50,327,781	47,284,375	43,217,258	40,398,807
STRAWBERRIES	CANADA	29,079	32,707	29,027	50,708
	MEXICO	22,347,201	22,501,562	20,003,464	18,676,812
TOMATOES	CANADA	1,861,045	1,551,639	1,537,596	1,346,728
	MEXICO	49,443,204	52,873,336	47,674,457	44,892,953



To be regarded as "seasonal and perishable," agricultural products must meet the following conditions: (1) the products are fresh or chilled products falling under the following HS2002 tariff codes: 0701, 0702, 0703, 0704, 0705, 0706, 0707, 0708, 0709, 0803, 0804, 0805, 0806, 0807, 0808, 0809, 0810; (2) the products are marketed in raw form for consumption without "further processing" ("further processing" refers to e.g. crushing, juicing, canning, or any other process that transforms the product from its raw form); and (3) the products normally are marketed within eight weeks after harvesting.

For information on the imported volume and prices of the remaining Seasonal and Perishable commodities listed below please visit:

<https://www.marketnews.usda.gov/mnp/fv-home>

- Potatoes
- Tomatoes
- Onions, shallots, garlic, leeks, and other alliacious vegetables
- Cabbages, cauliflower, kohlrabi, kale, and similar edible brassicas
- Lettuce (*Lactuca sativa*) and chicory (*Cichorium* spp.)
- Carrots, turnips, salad beets (salad beetroot), salsify, celeriac, radishes, and similar edible roots
- Cucumbers, including gherkins
- Leguminous vegetables, shelled or unshelled
- Other vegetables, fresh or chilled: asparagus, eggplants, celery, mushrooms and truffles, peppers (*Capsicum* or of the genus *Pimenta*), spinach, artichokes, olives, pumpkins, squash, and gourds
- Bananas and plantains
- Dates, figs, pineapples, avocados, guavas, mangoes, and mangosteens
- Citrus fruit
- Grapes
- Melons (including watermelons) and papayas (papaws)
- Apples, pears, and quinces
- Apricots, cherries, peaches (including nectarines), plums (including prune plums) and sloes
- Other fruit: strawberries, raspberries, blackberries, mulberries, and loganberries, black, white, or red currants and gooseberries (other than kiwifruit), cranberries, blueberries, and other fruits of the genus *Vaccinium*, kiwifruit, durians, persimmons,
- Other berries; tamarinds