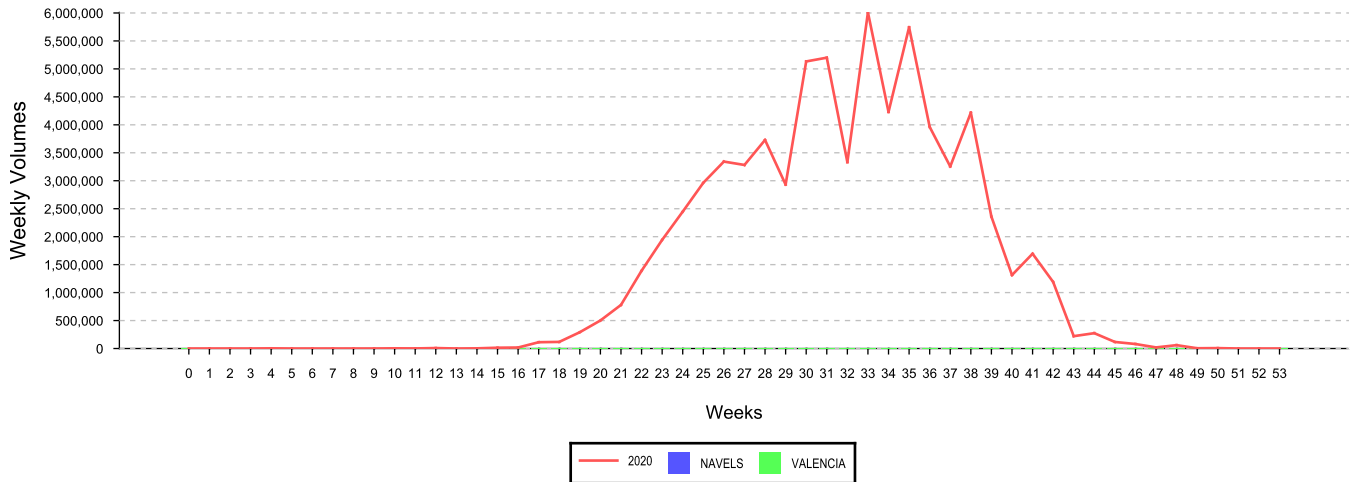


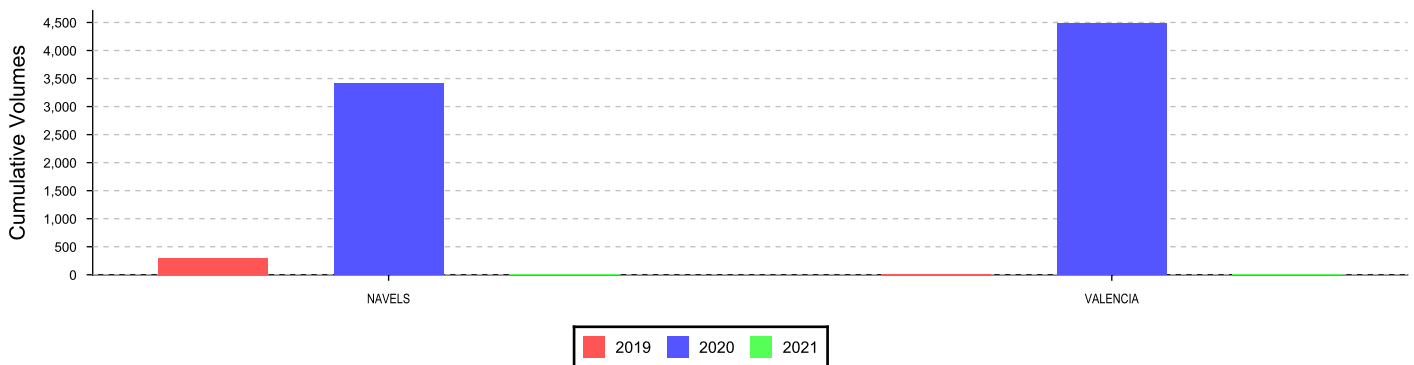
ORANGES (15.00 kg Cartons)

Total ORANGES Exported



Region	Weekly volumes - Week 11									Cumulative volumes - YTD - week 11									
	2020 Air	2020 Ship	2020 Total	2021 Air	2021 Ship	2021 Total	Diff	%Diff		2020 Air	2020 Ship	2020 Total	2021 Air	2021 Ship	2021 Total	Diff	%Diff	Distr	
Africa and Islands	0	0	0	0	0	0	0	0		0	0	0	0	0	0	0	0		
Asia	0	0	0	0	0	0	0	0		0	0	0	0	0	0	0	0		
Europe	0	1,492	1,492	0	0	0	-1,492	-100%		0	1,492	1,492	0	0	0	-1,492	-100%		
Middle East	0	0	0	0	0	0	0	0		0	0	0	0	0	0	0	0		
North-America	0	0	0	0	0	0	0	0		0	0	0	0	0	0	0	0		
Other	0	0	0	0	0	0	0	0		0	0	0	0	0	0	0	0		
Russian Federation	0	0	0	0	0	0	0	0		0	0	0	0	0	0	0	0		
South East Asia	0	0	0	0	0	0	0	0		0	6,400	6,400	0	0	0	-6,400	-100%		
United Kingdom	0	0	0	0	0	0	0	0		0	0	0	0	0	0	0	0		
Total	0	1,492	1,492	0	0	0	-1,492	-100%		0	7,892	7,892	0	0	0	-7,892	-100%		

Major Cultivars Currently Exported



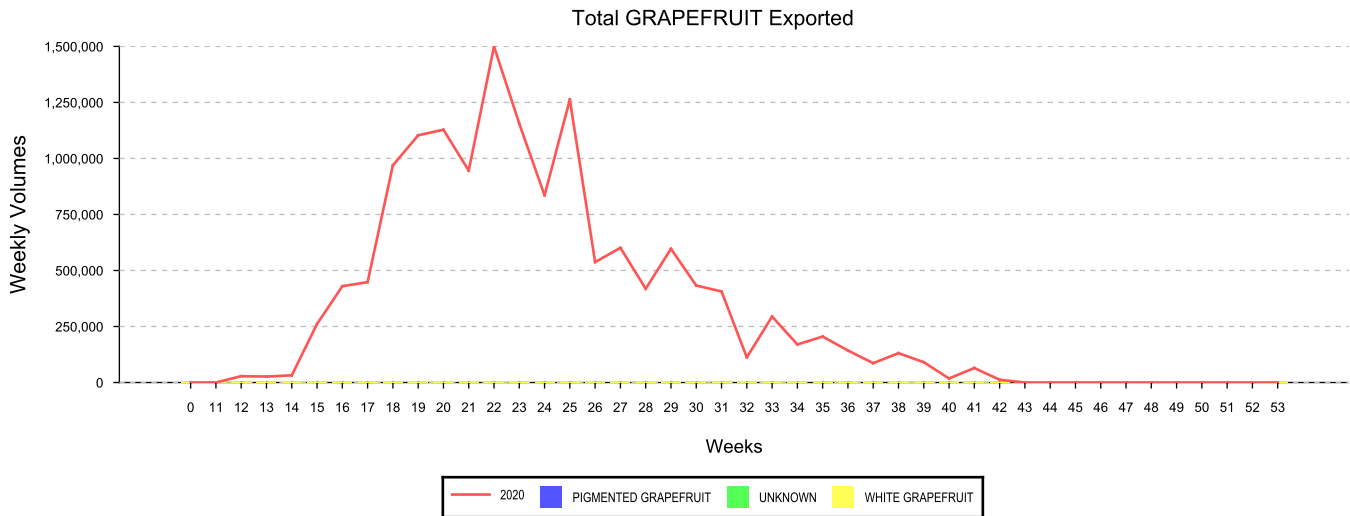
Cumulative volumes - YTD	Africa and Islands	Asia	Europe	Middle East	North-America	Other	Russian Federation	South East Asia	United Kingdom	Total
	LATE NAVEL	0	0	0	0	0	0	0	0	0
NAVELS	0	0	0	0	0	0	0	0	0	0
RED NAVEL	0	0	0	0	0	0	0	0	0	0
UNKNOWN	0	0	0	0	0	0	0	0	0	0
VALENCIA	0	0	0	0	0	0	0	0	0	0
Total	0	0	0	0	0	0	0	0	0	0

Indemnity:
 Agri-hub shall take all reasonable precautions to ensure that any information and data provided by Agri-hub from its information sources are correct. Neither Agri-hub nor any of its directors, employees or information sources take any responsibility for action or losses that might occur as a result of the usage of this information.

Historical week's export figures for the previous season (2020)

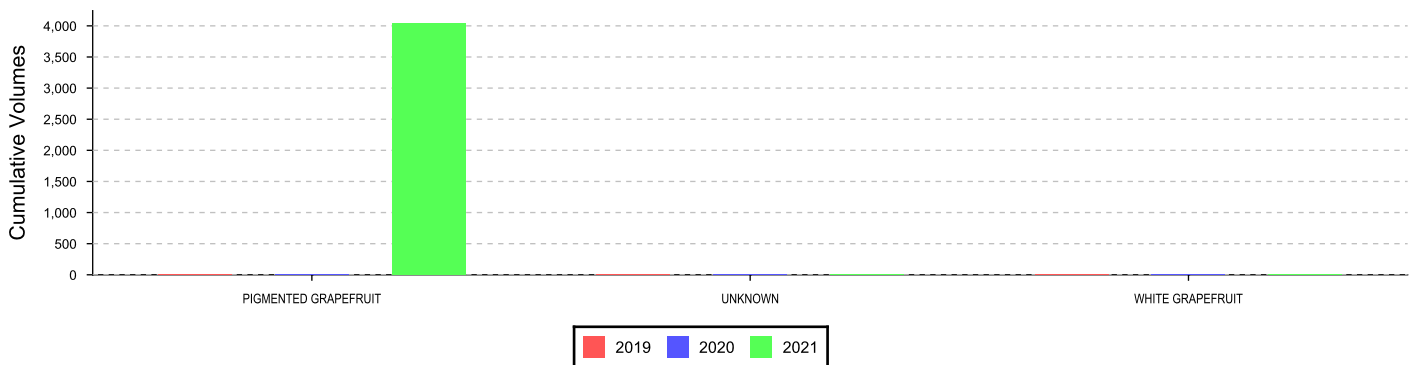
		Africa and Islands	Asia	Europe	Middle East	North-America	Other	Russian Federation	South East Asia	United Kingdom	Total Region Desc
Week 11	LATE NAVEL	0	0	1,007	0	0	0	0	0	0	1,007
	NAVELS	0	0	0	0	0	0	0	0	0	0
	RED NAVEL	0	0	0	0	0	0	0	0	0	0
	UNKNOWN	0	0	0	0	0	0	0	0	0	0
	VALENCIA	0	0	485	0	0	0	0	0	0	485
	Total Variety Group	0	0	1,492	0	0	0	0	0	0	1,492
Week 12	LATE NAVEL	0	0	0	0	0	0	0	0	0	0
	NAVELS	0	0	0	0	0	0	0	0	0	0
	RED NAVEL	0	0	0	0	0	0	0	0	0	0
	UNKNOWN	0	0	0	0	0	0	0	0	0	0
	VALENCIA	0	0	0	0	0	0	0	8,000	0	8,000
	Total Variety Group	0	0	0	0	0	0	0	8,000	0	8,000
Week 13	LATE NAVEL	0	0	0	0	0	0	0	0	0	0
	NAVELS	0	0	0	0	0	0	0	0	0	0
	RED NAVEL	0	0	0	0	0	0	0	0	0	0
	UNKNOWN	0	0	0	0	0	0	0	0	0	0
	VALENCIA	0	0	0	0	0	0	0	0	0	0
	Total Variety Group	0	0	0	0	0	0	0	0	0	0
Total week		0	0	1,492	0	0	0	0	8,000	0	9,492

GRAPEFRUIT (15.00 kg Cartons)



Region	Weekly volumes - Week 11									Cumulative volumes - YTD - week 11									
	2020 Air	2020 Ship	2020 Total	2021 Air	2021 Ship	2021 Total	Diff	%Diff		2020 Air	2020 Ship	2020 Total	2021 Air	2021 Ship	2021 Total	Diff	%Diff	Distr	
Africa and Islands	0	0	0	0	0	0	0	0		0	0	0	0	0	0	0	0	0	0 %
Asia	0	0	0	0	0	0	0	0		0	0	0	0	0	0	0	0	0	0 %
Europe	0	0	0	0	0	0	0	0		0	0	0	0	0	0	0	0	0	0 %
Middle East	0	0	0	0	0	0	0	0		0	0	0	0	0	0	0	0	0	0 %
North-America	0	0	0	0	0	0	0	0		0	0	0	0	0	0	0	0	0	0 %
Other	0	0	0	0	0	0	0	0		0	0	0	0	0	0	0	0	0	0 %
Russian Federation	0	0	0	0	4,041	4,041	4,041	%		0	0	0	0	4,041	4,041	4,041	%	100	
South East Asia	0	0	0	0	0	0	0	0		0	0	0	0	0	0	0	0	0 %	
United Kingdom	0	0	0	0	0	0	0	0		0	0	0	0	0	0	0	0	0 %	
Total	0	0	0	0	4,041	4,041	4,041	%		0	0	0	0	4,041	4,041	4,041	%		

Major Cultivars Currently Exported



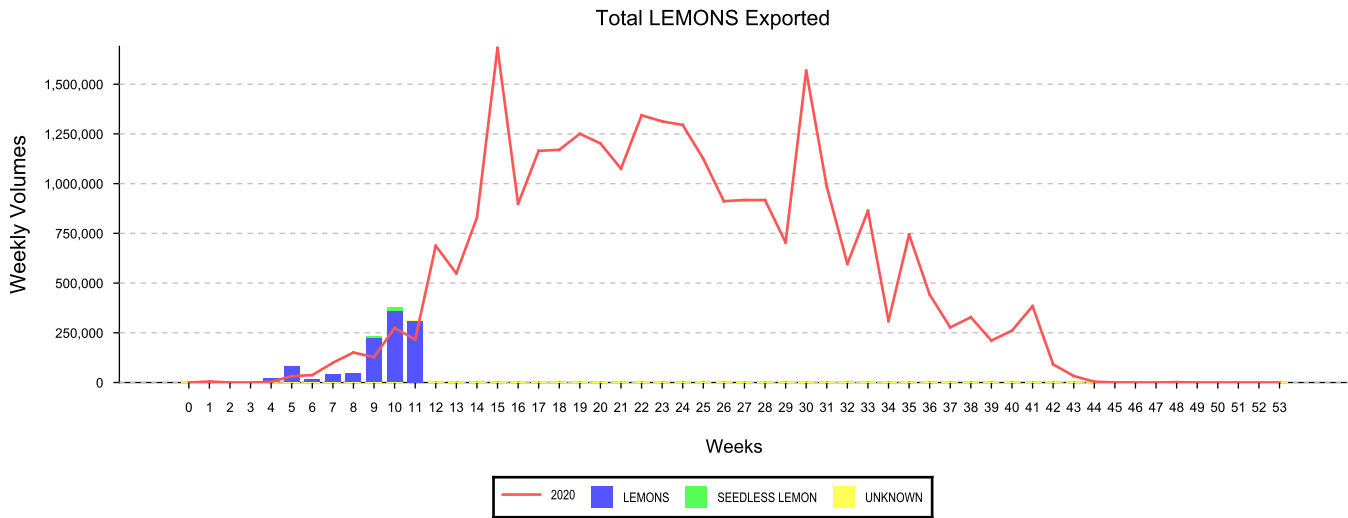
Cumulative volumes - YTD	Africa and Islands	Asia	Europe	Middle East	North-America	Other	Russian Federation	South East Asia	United Kingdom	Total
	PIGMENTED	0	0	0	0	0	0	4,041	0	0
UNKNOWN	0	0	0	0	0	0	0	0	0	0
WHITE	0	0	0	0	0	0	0	0	0	0
Total	0	0	0	0	0	0	4,041	0	0	4,041

Indemnity:
 Agri-hub shall take all reasonable precautions to ensure that any information and data provided by Agri-hub from its information sources are correct. Neither Agri-hub nor any of its directors, employees or information sources take any responsibility for action or losses that might occur as a result of the usage of this information.

Historical week's export figures for the previous season (2020)

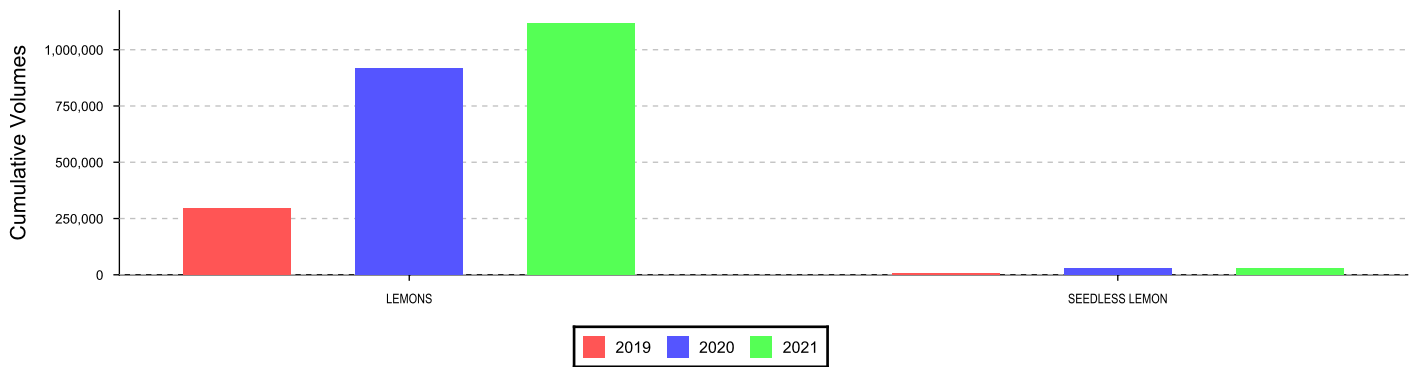
		Africa and Islands	Asia	Europe	Middle East	North-America	Other	Russian Federation	South East Asia	United Kingdom	Total Region Desc
Week 11	PIGMENTED	0	0	0	0	0	0	0	0	0	0
	UNKNOWN	0	0	0	0	0	0	0	0	0	0
	WHITE	0	0	0	0	0	0	0	0	0	0
	Total Variety Group	0	0	0	0	0	0	0	0	0	0
Week 12	PIGMENTED	0	0	6,000	0	0	0	5,252	17,125	0	28,377
	UNKNOWN	0	0	0	0	0	0	0	0	0	0
	WHITE	0	0	0	0	0	0	0	0	0	0
	Total Variety Group	0	0	6,000	0	0	0	5,252	17,125	0	28,377
Week 13	PIGMENTED	0	0	0	1,589	0	0	5,017	19,907	0	26,514
	UNKNOWN	0	0	0	0	0	0	0	0	0	0
	WHITE	0	0	0	0	0	0	0	0	0	0
	Total Variety Group	0	0	0	1,589	0	0	5,017	19,907	0	26,514
Total week		0	0	6,000	1,589	0	0	10,269	37,033	0	54,891

LEMONS (15.00 kg Cartons)



Region	Weekly volumes - Week 11									Cumulative volumes - YTD - week 11								
	2020 Air	2020 Ship	2020 Total	2021 Air	2021 Ship	2021 Total	Diff	%Diff		2020 Air	2020 Ship	2020 Total	2021 Air	2021 Ship	2021 Total	Diff	%Diff	Distr
Africa and Islands	0	4,944	4,944	0	789	789	-4,155	-84%		0	16,536	16,536	0	11,818	11,818	-4,718	-29%	1 %
Asia	0	0	0	0	0	0	0			0	0	0	0	0	0	0		0 %
Europe	0	6,361	6,361	0	1,648	1,648	-4,713	-74%		0	19,368	19,368	0	1,648	1,648	-17,720	-91%	0 %
Middle East	0	87,089	87,089	0	175,287	175,287	88,198	101%		0	556,150	556,150	0	667,961	667,961	111,811	20%	58 %
North-America	0	15,418	15,418	0	0	0	-15,418	-100%		0	26,377	26,377	0	44,882	44,882	18,505	70%	4 %
Other	0	0	0	0	0	0	0			0	0	0	0	0	0	0		0 %
Russian Federation	0	50,880	50,880	0	106,222	106,222	55,342	109%		0	139,933	139,933	0	288,342	288,342	148,410	106%	25 %
South East Asia	0	51,691	51,691	0	26,625	26,625	-25,066	-48%		0	187,693	187,693	0	127,397	127,397	-60,296	-32%	11 %
United Kingdom	0	0	0	0	3,285	3,285	3,285	%		0	0	0	0	3,285	3,285	3,285	%	0 %
Total	0	216,382	216,382	0	313,857	313,857	97,474	45%		0	946,057	946,057	0	1,145,333	1,145,333	199,276	21%	

Major Cultivars Currently Exported



Cumulative volumes - YTD	Africa and Islands	Asia	Europe	Middle East	North-America	Other	Russian Federation	South East Asia	United Kingdom	Total
	LEMONS	5,909	0	1,648	646,026	44,882	0	288,342	127,397	3,285
LEMONS SEEDLESS	5,908	0	0	21,549	0	0	0	0	0	27,457
UNKNOWN	0	0	0	387	0	0	0	0	0	387
Total	11,818	0	1,648	667,961	44,882	0	288,342	127,397	3,285	1,145,333

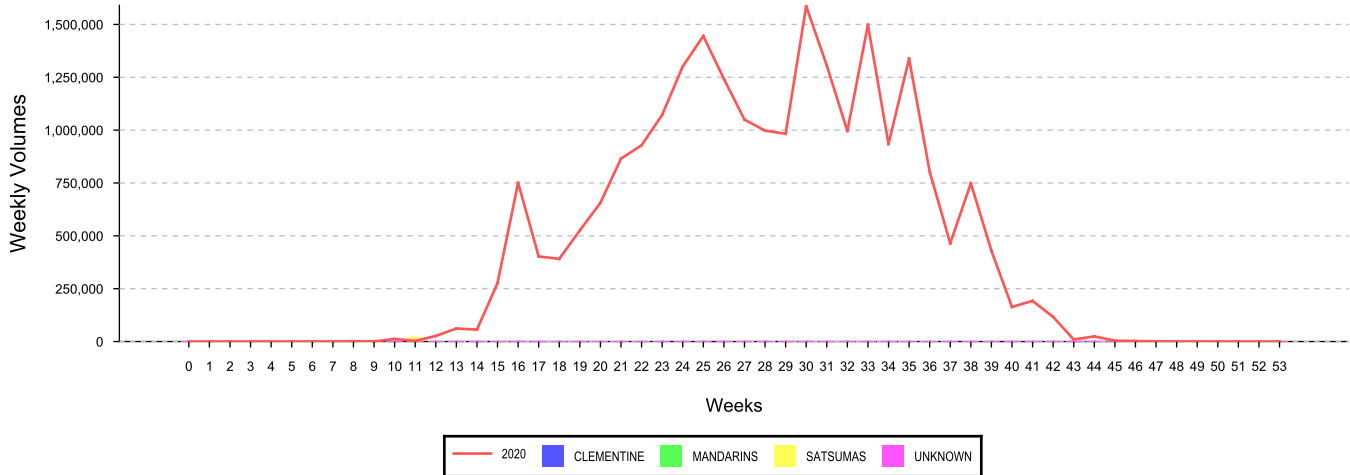
Indemnity:
 Agri-hub shall take all reasonable precautions to ensure that any information and data provided by Agri-hub from its information sources are correct. Neither Agri-hub nor any of its directors, employees or information sources take any responsibility for action or losses that might occur as a result of the usage of this information.

Historical week's export figures for the previous season (2020)

		Africa and Islands	Asia	Europe	Middle East	North-America	Other	Russian Federation	South East Asia	United Kingdom	Total Region Desc
Week 11	LEMONS	1,600	0	5,142	87,089	15,418	0	49,971	51,691	0	210,911
	LEMONS SEEDLESS	3,344	0	1,219	0	0	0	909	0	0	5,471
	UNKNOWN	0	0	0	0	0	0	0	0	0	0
	Total Variety Group	4,944	0	6,361	87,089	15,418	0	50,880	51,691	0	216,382
Week 12	LEMONS	1,632	0	12,717	461,629	0	0	128,131	71,507	0	675,617
	LEMONS SEEDLESS	75	0	330	9,050	0	0	80	1,643	0	11,177
	UNKNOWN	0	0	0	659	0	0	0	0	0	659
	Total Variety Group	1,707	0	13,047	471,338	0	0	128,211	73,150	0	687,453
Week 13	LEMONS	3,201	0	4,943	379,387	1,561	0	53,384	82,173	0	524,649
	LEMONS SEEDLESS	1,643	0	4,928	15,042	0	0	1,643	0	0	23,255
	UNKNOWN	0	0	0	0	0	0	0	0	702	702
	Total Variety Group	4,843	0	9,871	394,429	1,561	0	55,026	82,173	702	548,607
Total week		11,495	0	29,279	952,856	16,978	0	234,118	207,014	702	1,452,442

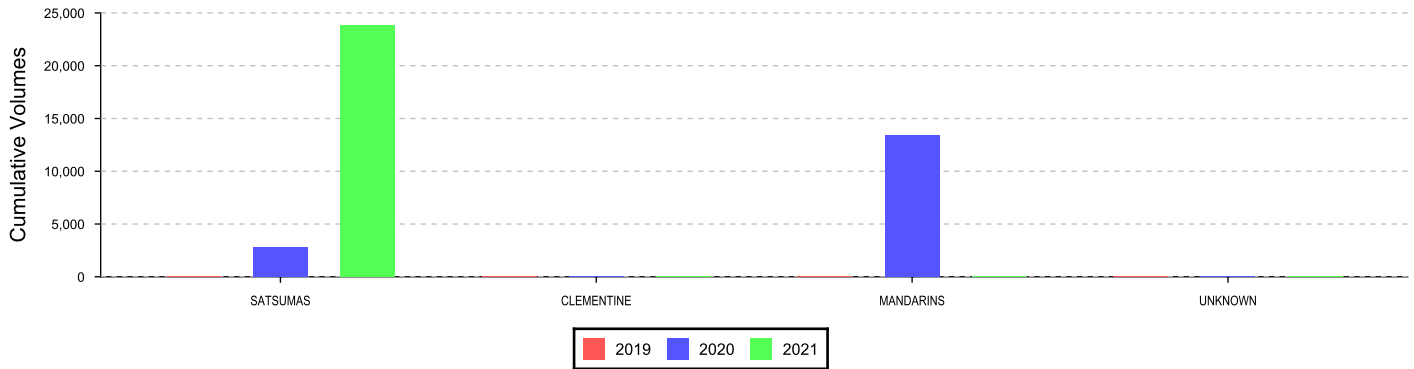
SOFT CITRUS (15.00 kg Cartons)

Total SOFT CITRUS Exported



Region	Weekly volumes - Week 11									Cumulative volumes - YTD - week 11									
	2020 Air	2020 Ship	2020 Total	2021 Air	2021 Ship	2021 Total	Diff	%Diff		2020 Air	2020 Ship	2020 Total	2021 Air	2021 Ship	2021 Total	Diff	%Diff	Distr	
Africa and Islands	0	0	0	0	0	0	0	0		0	0	0	0	0	0	0	0	0	0 %
Asia	0	0	0	0	0	0	0	0		0	0	0	0	0	0	0	0	0	0 %
Europe	0	0	0	0	1,387	1,387	1,387	%		0	0	0	0	1,387	1,387	1,387	%	6 %	
Middle East	0	0	0	0	0	0	0	0		0	0	0	0	2,169	2,169	2,169	%	9 %	
North-America	0	0	0	0	0	0	0	0		0	0	0	0	0	0	0	0	0 %	
Other	0	0	0	0	0	0	0	0		0	0	0	0	0	0	0	0	0 %	
Russian Federation	0	2,829	2,829	0	13,540	13,540	10,711	379%		0	2,829	2,829	0	13,540	13,540	10,711	379%	57 %	
South East Asia	0	0	0	0	0	0	0	0		0	0	0	0	0	0	0	0	0 %	
United Kingdom	0	0	0	0	6,737	6,737	6,737	%		0	13,388	13,388	0	6,737	6,737	-6,651	-50%	28 %	
Total	0	2,829	2,829	0	21,663	21,663	18,834	666%		0	16,216	16,216	0	23,832	23,832	7,616	47%		

Major Cultivars Currently Exported



Cumulative volumes - YTD	Africa and Islands	Asia	Europe	Middle East	North-America	Other	Russian Federation	South East Asia	United Kingdom	Total
	CLEMENTINE	0	0	0	0	0	0	0	0	0
MANDARINS	0	0	0	0	0	0	0	0	0	0
SATSUMAS	0	0	1,387	2,169	0	0	13,540	0	6,737	23,832
UNKNOWN	0	0	0	0	0	0	0	0	0	0
Total	0	0	1,387	2,169	0	0	13,540	0	6,737	23,832

Indemnity:
 Agri-hub shall take all reasonable precautions to ensure that any information and data provided by Agri-hub from its information sources are correct. Neither Agri-hub nor any of its directors, employees or information sources take any responsibility for action or losses that might occur as a result of the usage of this information.

Historical week's export figures for the previous season (2020)

		Africa and Islands	Asia	Europe	Middle East	North-America	Other	Russian Federation	South East Asia	United Kingdom	Total Region Desc
Week 11	CLEMENTINE	0	0	0	0	0	0	0	0	0	0
	MANDARINS	0	0	0	0	0	0	0	0	0	0
	SATSUMAS	0	0	0	0	0	0	2,829	0	0	2,829
	UNKNOWN	0	0	0	0	0	0	0	0	0	0
	Total Variety Group	0	0	0	0	0	0	2,829	0	0	2,829
Week 12	CLEMENTINE	0	0	0	0	0	0	0	0	0	0
	MANDARINS	0	0	0	0	0	0	0	0	0	0
	SATSUMAS	0	0	2,773	0	0	0	11,293	0	12,259	26,325
	UNKNOWN	0	0	0	0	0	0	0	0	0	0
	Total Variety Group	0	0	2,773	0	0	0	11,293	0	12,259	26,325
Week 13	CLEMENTINE	0	0	0	0	0	0	0	0	0	0
	MANDARINS	0	0	0	0	0	0	0	0	4,042	4,042
	SATSUMAS	0	0	15,782	0	0	0	14,652	0	27,035	57,469
	UNKNOWN	0	0	0	0	0	0	0	0	0	0
	Total Variety Group	0	0	15,782	0	0	0	14,652	0	31,077	61,511
Total week		0	0	18,555	0	0	0	28,774	0	43,335	90,665