



Specialty Crops Market News Division U.S. Mexico Canada Agreement Seasonal Perishable Products Weekly Update

Agricultural Marketing Service

Volume II – Number 13

Issued Weekly

Friday, April 30, 2021

Update for Week of April 25-May 1, 2021

This report provides trend analysis of the volume and prices of Seasonal Perishable commodities. Volume represents current week and prices represent open (spot) market sales by first handlers on product of generally good quality and condition unless otherwise stated and may include promotional allowances or other incentives. The charts provide graphic representation of the volume and prices of the major commodities this week based on seasonal volume.

Seasonal changes have led to a shift in the commodities of interest for this report. Asparagus, tomatoes, and bell peppers of both domestic and imported origins remain widely available and reported, while cucumbers and avocados have replaced strawberries and blueberries as the Florida and Peru growing seasons, respectively, have tapered off. This list will be revisited regularly in order to maintain an accurate representation of the current trade situation affecting shippers of perishable commodities in North America.

Avocados from Mexico crossing through Texas movement is expected to increase slightly. Trading moderate on smaller sizes as shippers report less demand for Cinco de Mayo compared to past years. Lower prices on large sized fruit with shorter shelf life reported with fairly light demand. Movement of avocados from the South District of California is expected to continue to increase seasonally. Lower prices are reported in response to increasing volumes, with moderate trading.

Movement of Mexican asparagus crossing thorough Calexico, California and San Luis, Arizona is again expected to decrease seasonally. Trading early was moderate increasing to fairly active later. Lighter volumes and cooler temperatures in the growing region have helped boost demand and raise prices, which are expected to trend higher through the week. Some shipments are still being booked at previously committed prices and there is a wide range in quality. Movement of Peru asparagus is expected to increase, but availability is heavily affected by both high air freights and truck rates. Trading was active, with more shippers expected to begin in the coming few weeks. Movement out of the central district of California is expected to remain about the same. Trading was fairly active at slightly higher prices on light supplies. Most shipments are still being booked at previously committed prices, with optimum growing temperatures being reported, pointing to continued good harvest. Light harvesting continues in the Walla Walla district and lower Yakima Valley, Washington with movement expected to increase. Trading fairly slow as better weather is in the forecast for the coming week.

Cucumbers from Mexico crossings through Texas movement is expected about the same. Trading early was active and late moderate with prices lower although very few sales occurring on the open market. Most sales were for previous commitments or contracts. Movement from Central and South Florida expected to slightly increase with moderate demand. Prices were lower through the week with fairly active trading. Cucumbers from Mexico crossing through the Otay Mesa, California movement is expected to increase seasonally but current supplies are in too few hands to establish a market. Mexico crossings through Nogales, Arizona movement is expected to decrease seasonally. Trading moderate with prices lower. Demand is slightly less than last week but product is still moving at a good pace for this

For more information on:

- [Shipping Point Report Details](#)
- [Movement Report Details](#)
- [Generating Custom Reports](#)

For assistance please contact: jeff.main@usda.gov

[Custom Average Tool \(CAT\) Graphing tool and aggregated data source.](#)

time of year. Growers in Georgia are evaluating the situation in fields after hailstorms passed through the area, but it will be some time before harvest is expected to begin. Most damage seems light so far.

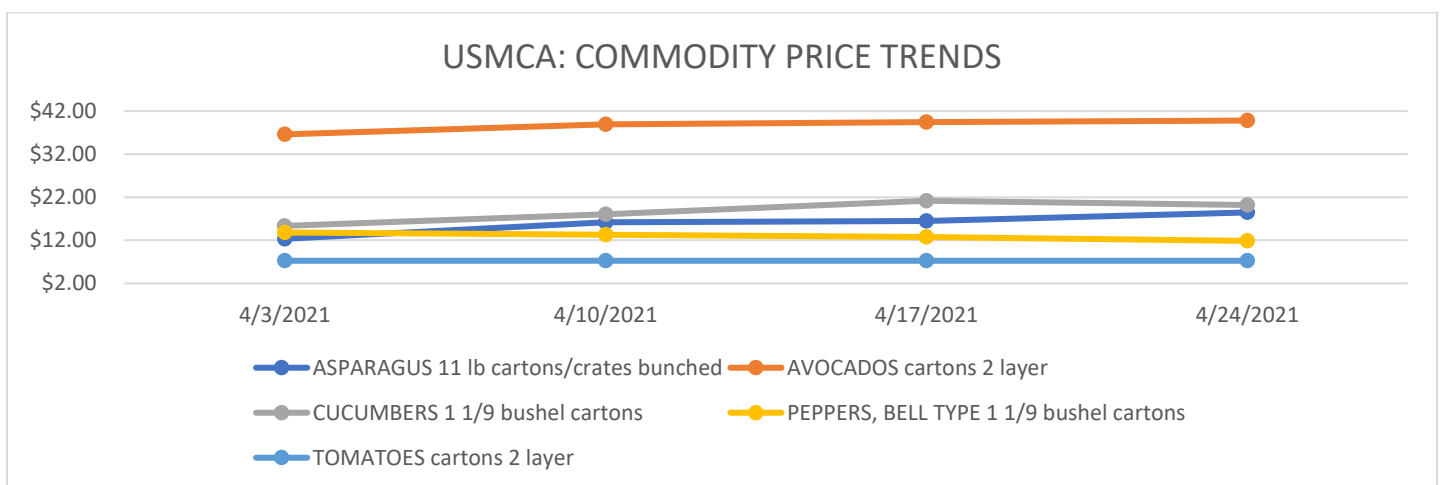
Movement of green bell peppers from Mexico crossing through Nogales, Arizona is expected to decrease seasonally. Trading was active with demand very good and much higher prices. Supplies of Mexico crossings through Texas continue to be light and in too few hands to establish a market, though demand is fairly good at slightly lower prices for what limited product is available. Movement of bell peppers from central and South Florida is expected to slightly decrease. Demand was fairly good as supplies are fairly light after last week’s harvests were curtailed by rain for several days, with prices trending higher. Movement from the Coachella Valley, California is expected to continue to increase seasonally. Trading early was fairly active but slow later at lower prices. Quality is reported as generally good. Georgia bell pepper growers are also assessing hailstorm damage in fields before harvest begins later next month.

Tomatoes from Mexico crossing through Texas movement is expected about the same with fairly slow trading. Demand remains light, with prices increasing slightly but still near legal minimums. Some sizes of 2-layer cartons are insufficient to establish a market. Mexican tomato crossings through Nogales, Arizona movement is expected about the same with supplies heavy on smaller sizes but prices trending much higher going into next week. Demand is very high especially on larger sizes. Movement of tomatoes from Mexico crossing through the Otay Mesa, California is expected to increase seasonally. Supplies are currently in too few hands to establish a market. Quality is reported as generally good with the first F.O.B. price reports expected by the end of May. Central and south Florida tomato movement is expected to decrease. Trading was fairly slow at higher prices. Supplies and demand remain fairly light and prices were generally unchanged though high truck rates and lack of availability continue to affect growers.

The following table provides a four-week price trend of the highest traded commodities this week.

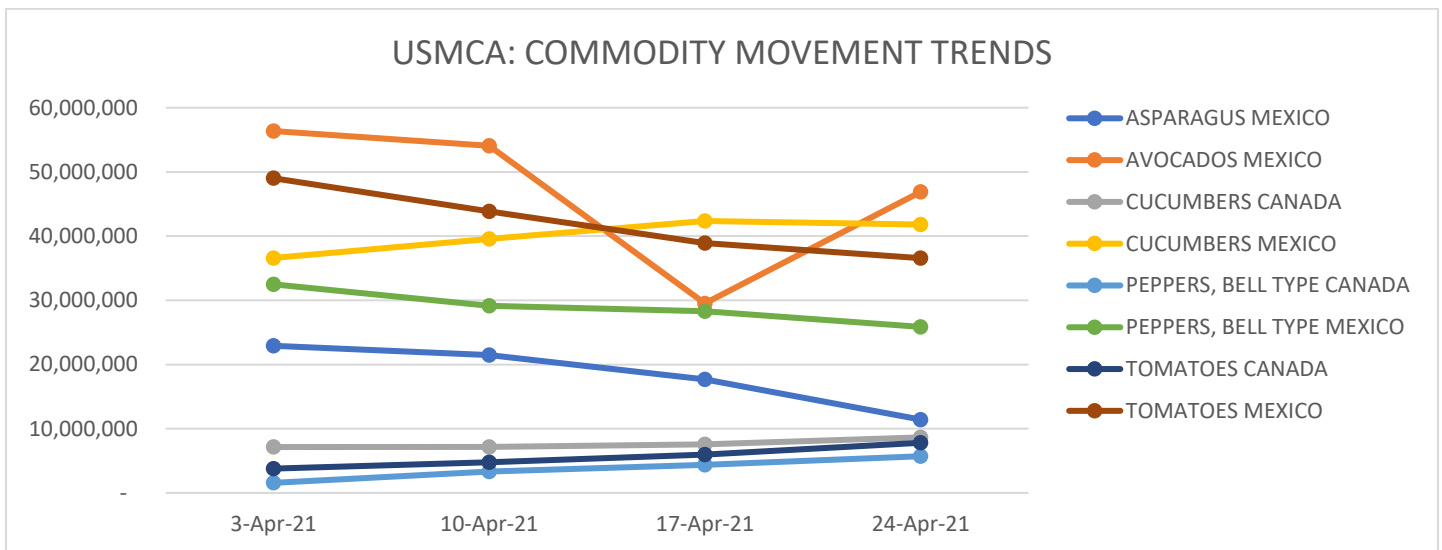
Four Week Price Trend in U.S. Dollars

Commodity	Package	4/3/2021	4/10/2021	4/17/2021	4/24/2021
ASPARAGUS	11 lb. cartons/crates bunched	\$ 12.35	\$ 16.18	\$ 16.46	\$ 18.46
AVOCADOS	cartons 2 layer	\$ 36.61	\$ 38.95	\$ 39.42	\$ 39.81
CUCUMBERS	1 1/9-bushel cartons	\$ 15.35	\$ 18.02	\$ 21.18	\$ 20.18
PEPPERS, BELL TYPE	1 1/9-bushel cartons	\$ 13.82	\$ 13.32	\$ 12.75	\$ 11.86
TOMATOES	cartons 2 layer	\$ 7.25	\$ 7.25	\$ 7.25	\$ 7.25

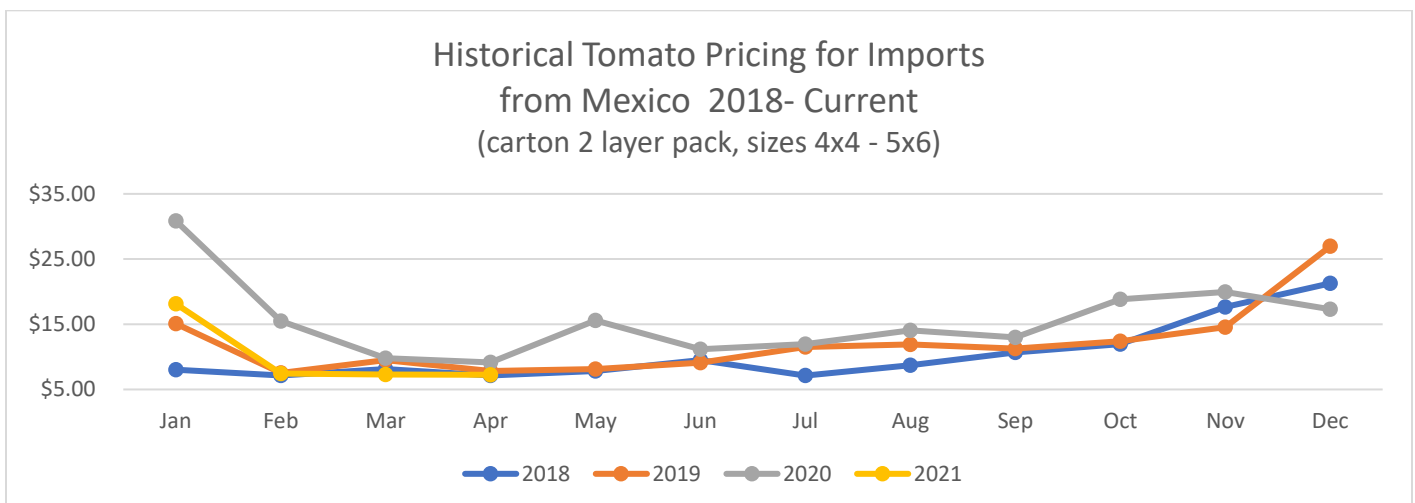


Four Week Movement in Pounds

COMMODITY	ORIGIN	3-Apr-21	10-Apr-21	17-Apr-21	24-Apr-21
ASPARAGUS	MEXICO	22,917,476	21,460,769	17,707,403	11,424,705
AVOCADOS	MEXICO	56,363,493	54,063,466	29,520,309	46,897,526
CUCUMBERS	CANADA	7,147,490	7,153,775	7,546,880	8,652,845
	MEXICO	36,597,495	39,548,360	42,353,711	41,806,647
PEPPERS, BELL TYPE	CANADA	1,570,897	3,348,911	4,379,684	5,714,538
	MEXICO	32,488,350	29,147,874	28,317,877	25,862,190
TOMATOES	CANADA	3,793,038	4,775,319	5,978,600	7,811,632
	MEXICO	49,011,495	43,842,133	38,899,060	36,571,463



The following chart, *Historical Tomato Pricing for Imports from Mexico*, is a four-year view of Mexican tomato prices at shipping point. Tomatoes are shown as they are the most consistently traded year-round. They have the highest volume of product moving between the U.S., Mexico, and Canada, along with a high level of market coverage of tomatoes by USDA Market News.



To be regarded as "seasonal and perishable," agricultural products must meet the following conditions: (1) the products are fresh or chilled products falling under the following HS2002 tariff codes: 0701, 0702, 0703, 0704, 0705, 0706, 0707, 0708, 0709, 0803, 0804, 0805, 0806, 0807, 0808, 0809, 0810; (2) the products are marketed in raw form for consumption without "further processing" ("further processing" refers to e.g. crushing, juicing, canning, or any other process that transforms the product from its raw form); and (3) the products normally are marketed within eight weeks after harvesting.

For information on the imported volume and prices of the remaining Seasonal and Perishable commodities listed below please visit:

<https://www.marketnews.usda.gov/mnp/fv-home>

- Potatoes
- Tomatoes
- Onions, shallots, garlic, leeks, and other alliaceous vegetables
- Cabbages, cauliflower, kohlrabi, kale, and similar edible brassicas
- Lettuce (*Lactuca sativa*) and chicory (*Cichorium* spp.)
- Carrots, turnips, salad beets (salad beetroot), salsify, celeriac, radishes, and similar edible roots
- Cucumbers, including gherkins
- Leguminous vegetables, shelled or unshelled
- Other vegetables, fresh or chilled: asparagus, eggplants, celery, mushrooms and truffles, peppers (*Capsicum* or of the genus *Pimenta*), spinach, artichokes, olives, pumpkins, squash, and gourds
- Bananas and plantains
- Dates, figs, pineapples, avocados, guavas, mangoes, and mangosteens
- Citrus fruit
- Grapes
- Melons (including watermelons) and papayas (papaws)
- Apples, pears, and quinces
- Apricots, cherries, peaches (including nectarines), plums (including prune plums) and sloes
- Other fruit: strawberries, raspberries, blackberries, mulberries, loganberries, black, white, or red currants and gooseberries (other than kiwifruit), cranberries, blueberries, and other fruits of the genus *Vaccinium*, kiwifruit, durians, persimmons,
- Other berries; tamarinds