



Specialty Crops Market News Division U.S. Mexico Canada Agreement Seasonal Perishable Products Weekly Update

Agricultural Marketing Service

Volume I – Number 40

Issued Weekly

Friday, October 1, 2021

Update for Week of September 26 – October 2, 2021

This report provides trend analysis of the volume and prices of Seasonal Perishable commodities. Volume represents current week and prices represent open (spot) market sales by first handlers on product of generally good quality and condition unless otherwise stated and may include promotional allowances or other incentives. The charts provide graphic representation of the volume and prices of the major commodities this week based on seasonal volume.

Although major news outlets are now reporting the story of port delays and backlogs around the world, the situation improved somewhat this week in the US as mitigation efforts at the Port of Long Beach and others have begun to take effect. Produce is offloading with a few condition issues reported as wait times for inspection continue to add to overall transit times. Meanwhile, the Atlantic hurricane season continues to break records for named storms. Although none are currently threatening the mainland, storm activity over shipping lanes and closer to overseas growing areas remains a concern. Domestically, growers in the Southeastern US are resuming harvests after rain and wet fields caused delays, while growing areas in the Western US remain in the grips of a historic drought.

Mexican avocado crossings through Texas movement expected to increase seasonally. Trading was moderate on all sizes with multiple price changes daily as availability continues to improve. A wide range in prices but generally trending lower as volumes were much higher than in recent months. Movement of avocados from the South District of California is expected to decrease as shippers are finishing up harvest for the season. Trading was moderate with supplies in too few hands to establish a market. The last F.O.B. price report has been issued for the season. Light shipments expected to continue through the end of next week.

Peruvian imports of blueberries arriving through the Philadelphia and New York City areas movement via boat expected to increase. Trading was active at lower prices. East Coast ports are experiencing some delays for arrivals, but a matter of hours/days rather than weeks as have been seen on the West Coast. Peruvian imports arriving through Southern California movement via boat is expected to increase as conditions at ports have begun to improve somewhat although wait times for unloading and inspections are still causing delays. Trading was active at higher prices. Mexican blueberries crossing through Arizona, California, and Texas movement is expected to increase. Trading was active early and fairly active later at slightly lower prices in response to increasing availability of product from Peru. Movement of blueberries from Oregon and Washington is expected to decrease as most shippers have finished harvest. Trading was active with prices generally unchanged on very light supplies of variable quality. Current supplies are in too few hands to establish a market and the last report has been issued with light shipments expected to continue through October 9th.

Mexican cucumber crossings movement through Texas is expected about the same, with trading on light supplies active early and moderate later. Prices were slightly lower, with demand decreasing slightly. Quality remains variable and most supplies are reserved for contracts or previous commitments. Mexican cucumber crossings through Otay Mesa movement expected to decrease slightly. Trading on fairly light supplies was active early and moderate later. Prices

For more information on:

- [Shipping Point Report Details](#)
- [Movement Report Details](#)
- [Generating Custom Reports](#)

For assistance please contact: jeff.main@usda.gov

[Custom Average Tool \(CAT\) Graphing tool and aggregated data source.](#)

were slightly lower to lower. Most present shipments are from prior bookings or previous commitments. Movement out of Western and Central New York is expected to decrease seasonally. Trading was moderate with prices generally unchanged, though no FOB price report is currently being issued. Cucumbers from Mexico crossing through Nogales, Arizona movement is expected to increase seasonally. Supplies remain in too few hands to establish a market, with the first F.O.B. price report expected by the first week of October. Current quality is reported as variable. Cucumbers out of Central and South Florida movement is expected to increase slightly. The first F.O.B. price report has been issued and trading was moderate. Cucumbers out of South Georgia movement is expected to increase. Trading was moderate with prices generally unchanged.

Movement of green bell peppers out of the San Joaquin Valley, California is expected about the same. Trading was fairly active early and moderate later at lower prices. Quality is reported as generally good. Movement of Mexico crossings through Texas is expected about the same. Trading was slow with prices slightly lower. Most available supplies of green bell peppers remain reserved for contracts or previous commitments, though demand for available supplies of green bell peppers is reported as good. Movement of Michigan bell peppers is expected to decrease seasonally. Trading was moderate at higher prices. Movement out of South District California is expected about the same. Trading was fairly active early and moderate later at lower prices. Supplies remain in too few hands to establish a market and no F.O.B. price report is currently being issued. Movement out of Western North Carolina expected to continue seasonal decrease. Trading was moderate with prices on fair quality higher and others slightly generally unchanged.

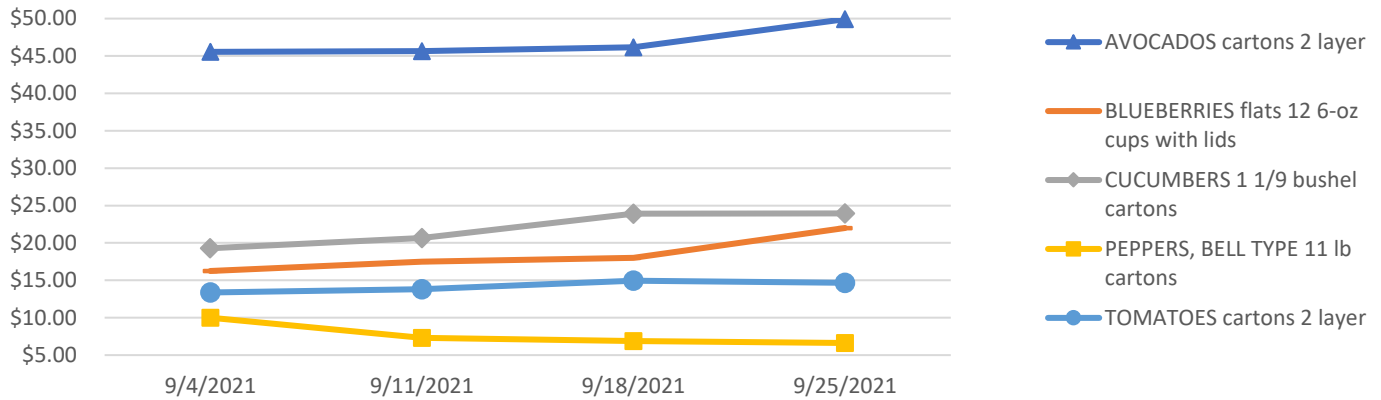
Movement of Mexico tomato crossings through Texas is expected about the same. Trading was fairly active early and moderate later. Prices were generally unchanged on 4x5 size and slightly higher on others. Demand remains fairly good for all sizes and packages. Most present shipments from prior bookings or previous commitments. Tomato movement out of Central District California is expected to decrease slightly. Trading was active on fairly light supplies. Prices were higher with most present shipments are from prior bookings or previous commitments. Movement out of Eastern Tennessee is expected to increase. Trading was active at higher prices. Demand was very good with prices remaining strong. Movement of tomatoes from Mexico crossings through Otay Mesa is expected about the same. Trading was active at slightly higher prices. Supplies are light and most of the current shipments are from prior bookings or previous commitments, with few tomatoes available for open market sales. Tomato movement out of Michigan is expected to decrease seasonally. Trading was fairly active with prices on 25 lb cartons higher and others generally unchanged. Movement of tomatoes out of Alabama is expected to increase but supplies remain light as growers started back harvesting after last week's weather delays. Trading was active with prices higher. Demand is moderate to good as volumes are expected to increase as more growers resume harvest. Movement out of Western North Carolina is expected to continue seasonal decrease. Trading was fairly active at higher prices. Light harvest is expected out of Florida West District within the next two weeks, as weather in growing areas has delayed crop maturity past earlier estimates.

The following table provides a four-week price trend of the highest traded commodities this week.

Four Week Price Trend in U.S. Dollars

| Commodity | Package | 9/4/2021 | 9/11/2021 | 9/18/2021 | 9/25/2021 |
|--------------------|------------------------------|----------|-----------|-----------|-----------|
| AVOCADOS | cartons 2 layer | \$ 45.55 | \$ 45.65 | \$ 46.15 | \$ 49.92 |
| BLUEBERRIES | flats 12 6-oz cups with lids | \$ 16.25 | \$ 17.50 | \$ 18.00 | \$ 22.00 |
| CUCUMBERS | 1 1/9-bushel cartons | \$ 19.29 | \$ 20.68 | \$ 23.93 | \$ 23.95 |
| PEPPERS, BELL TYPE | 11 lb. cartons | \$ 10.00 | \$ 7.31 | \$ 6.88 | \$ 6.63 |
| TOMATOES | cartons 2 layer | \$ 13.38 | \$ 13.81 | \$ 14.95 | \$ 14.66 |

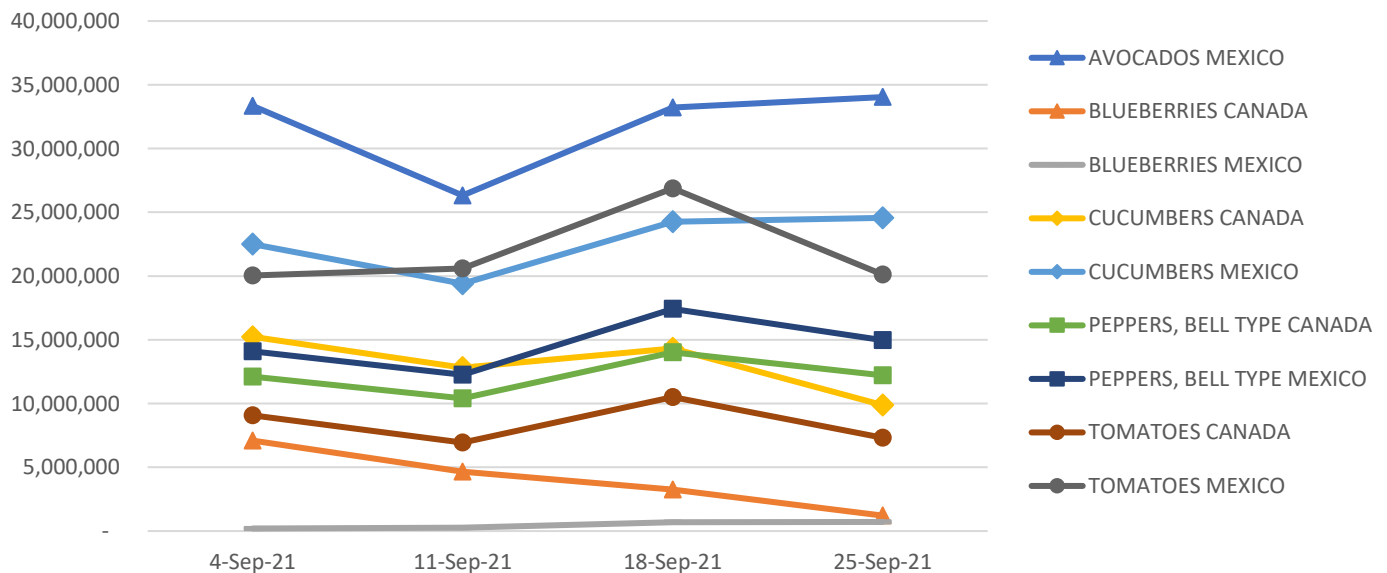
USMCA: COMMODITY PRICE TRENDS



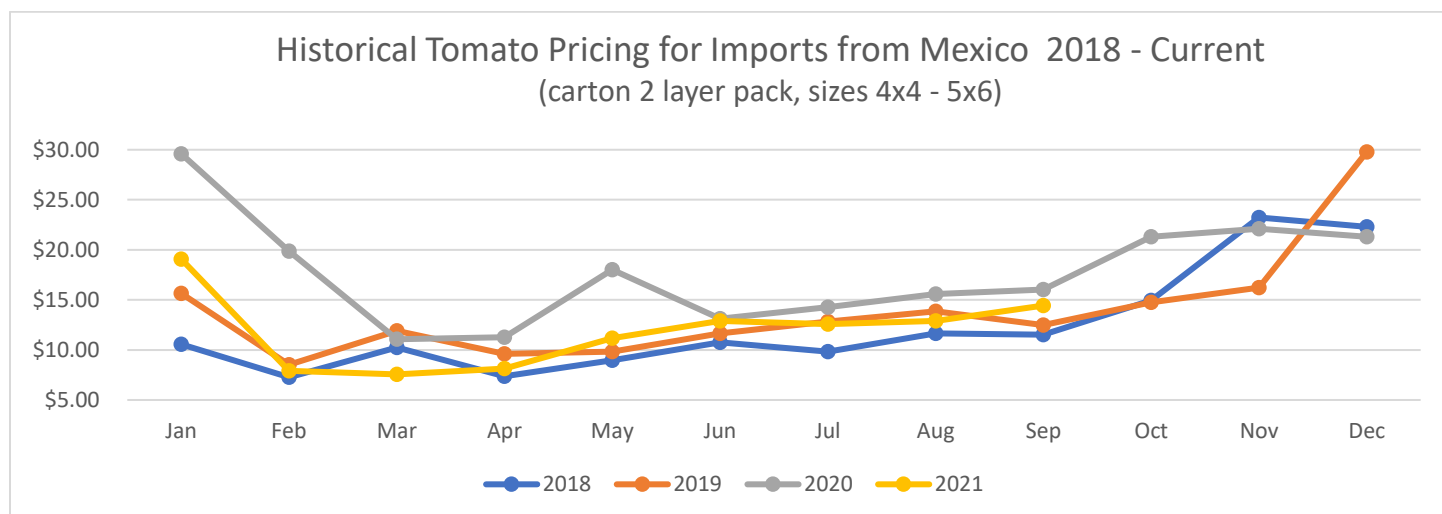
Four Week Movement in Pounds

| COMMODITY | ORIGIN | 4-Sep-21 | 11-Sep-21 | 18-Sep-21 | 25-Sep-21 |
|--------------------|--------|------------|------------|------------|------------|
| AVOCADOS | MEXICO | 33,330,782 | 26,320,048 | 33,218,443 | 34,035,313 |
| BLUEBERRIES | CANADA | 7,094,142 | 4,664,637 | 3,256,833 | 1,213,135 |
| | MEXICO | 200,984 | 273,970 | 700,015 | 714,977 |
| CUCUMBERS | CANADA | 15,233,513 | 12,803,445 | 14,313,219 | 9,880,715 |
| | MEXICO | 22,493,648 | 19,399,261 | 24,264,698 | 24,563,957 |
| PEPPERS, BELL TYPE | CANADA | 12,119,067 | 10,407,522 | 14,015,365 | 12,214,463 |
| | MEXICO | 14,087,627 | 12,258,412 | 17,421,136 | 14,961,221 |
| TOMATOES | CANADA | 9,062,102 | 6,939,170 | 10,506,138 | 7,311,735 |
| | MEXICO | 20,043,467 | 20,589,854 | 26,878,186 | 20,109,419 |

USMCA: COMMODITY MOVEMENT TRENDS



The following chart, *Historical Tomato Pricing for Imports from Mexico*, is a four-year view of Mexican tomato prices at shipping point. Tomatoes are shown as they are the most consistently traded year-round. They have the highest volume of product moving between the U.S., Mexico, and Canada, along with a high level of market coverage of tomatoes by USDA Market News.



To be regarded as "seasonal and perishable," agricultural products must meet the following conditions: (1) the products are fresh or chilled products falling under the following HS2002 tariff codes: 0701, 0702, 0703, 0704, 0705, 0706, 0707, 0708, 0709, 0803, 0804, 0805, 0806, 0807, 0808, 0809, 0810; (2) the products are marketed in raw form for consumption without "further processing" ("further processing" refers to e.g. crushing, juicing, canning, or any other process that transforms the product from its raw form); and (3) the products normally are marketed within eight weeks after harvesting.

For information on the imported volume and prices of the remaining Seasonal and Perishable commodities listed below please visit: <https://www.marketnews.usda.gov/mnp/fv-home>

- Potatoes
- Tomatoes
- Onions, shallots, garlic, leeks, and other alliaceous vegetables
- Cabbages, cauliflower, kohlrabi, kale, and similar edible brassicas
- Lettuce (*Lactuca sativa*) and chicory (*Cichorium* spp.)
- Carrots, turnips, salad beets (salad beetroot), salsify, celeriac, radishes, and similar edible roots
- Cucumbers, including gherkins
- Leguminous vegetables, shelled or unshelled
- Other vegetables, fresh or chilled: asparagus, eggplants, celery, mushrooms and truffles, peppers (*Capsicum* or of the genus *Pimenta*), spinach, artichokes, olives, pumpkins, squash, and gourds
- Bananas and plantains
- Dates, figs, pineapples, avocados, guavas, mangoes, and mangosteens
- Citrus fruit
- Grapes
- Melons (including watermelons) and papayas (papaws)
- Apples, pears, and quinces
- Apricots, cherries, peaches (including nectarines), plums (including prune plums) and sloes
- Other fruit: strawberries, raspberries, blackberries, mulberries, loganberries, black, white, or red currants and gooseberries (other than kiwifruit), cranberries, blueberries, and other fruits of the genus *Vaccinium*, kiwifruit, durians, persimmons,
- Other berries; tamarinds