

MANGO CROP REPORT

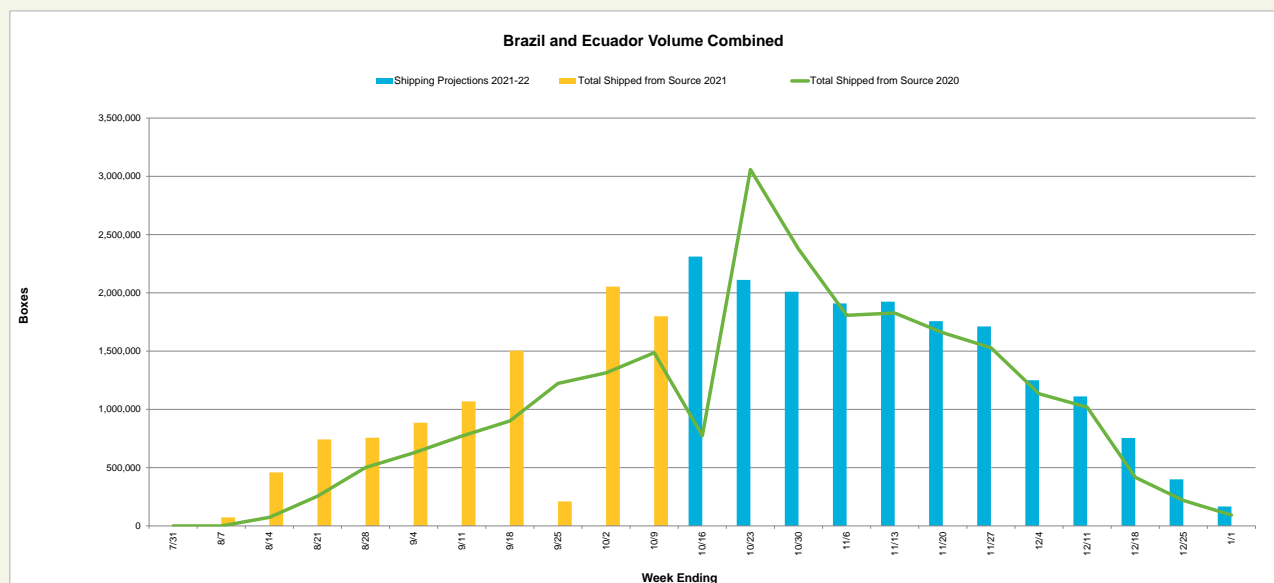
Updated October 15, 2021

Please refresh your browser to upload the most current report

The National Mango Board (NMB) publishes the Mango Crop Report on a regular basis using information from industry organizations and other sources in an effort to provide the best available information on shipment projections, actual arrivals, variety and size availability, and other figures considered useful to the U.S. mango market. Although this information is updated regularly, changes can occur due to numerous factors at any given moment in time. Accordingly, the Mango Crop Report should only be used as a guide.

SUMMARY: Brazil and Ecuador

- **EXPORTING REGIONS:** **Brazil** and **Ecuador** are currently harvesting and packing. See pages 3-5 and 6-9 respectively, for more details on each country.
- **VARIETIES:** There are currently TWO main mango varieties available in the market: Tommy Atkins (82%) and Ataulfo/Honey (10%). There are also limited supplies of Keitt, Palmer, Kent, Haden, Madame Francis and Nam Doc Mai. See pages 2, 4 and 7.
- **AVERAGE SIZING FOR THE SEASON:** (Ataulfo/Honey: Large = size 16 and larger, Small = size 18 and smaller. Round mangos: Extra Large = 7 and larger, Large = sizes 8 and 10, Small = 12 and smaller.)
 - **Ecuador:** 31% of Ataulfo/Honey are Large and 69% are Small; 3% of Tommy Atkins are Extra Large, 50% are Large and 47% are Small; 100% of Keitt are Small; 26% of Haden are Large and 74% are Small. See tables on page 8.
- **RECENT VOLUMES:** Total mango volume shipped on week ending **10/9/2021** was approximately **1,798,923 boxes**.
 - ◇ **Brazil:** Volume shipped was approximately 1,091,444 boxes for a total of 8,086,459 boxes for the season.
 - ◇ **Ecuador:** Volume shipped was approximately 707,479 boxes for a total of 762,279 boxes for the season.
- **FUTURE VOLUMES:** Overall mango volume shipped from week 41 (10/16/2021) to week 48 (12/4/2021) is expected to be about **6% Higher year-over-year, with arrivals expected from week 42 to 49**. The 2021 Brazilian season is projected to be about 12% higher YOY. The 2021 Ecuadorian season is projected to be about 20% higher YOY. See page 2 for total and weekly volumes, and pages 4, 7 and 10 for individual country volume.



Please note: U.S. entry ports report incoming volume on different schedules; some report daily and some weekly. This causes discrepancies between the volume shipped from the source and the volume arrived at the U.S. entry ports in any given week.

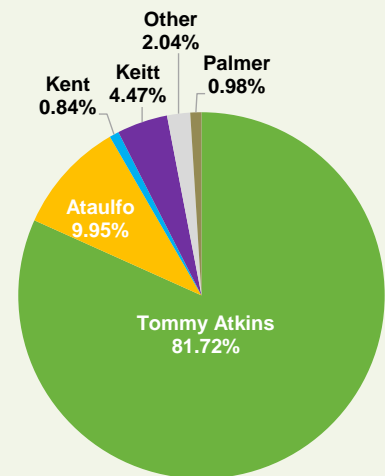
Projections are adjusted throughout the season as new information is received.



Brazil and Ecuador Crop Information

Week	Week Ending ¹	Total Shipping Projection in Boxes 2021 ³⁻⁵	Total Shipped from Source in Boxes 2021 ⁴⁻⁵	Total to Arrive at U.S. Entry Port in Boxes 2021 ⁴⁻⁵	Total Shipped from Source in Boxes 2020 ⁴⁻⁵
30	7/31/21	5,600	5,600	-	-
31	8/7/21	73,304	73,304	-	-
32	8/14/21	458,696	458,696	5,600	73,808
33	8/21/21	742,310	742,310	73,304	254,546
34	8/28/21	757,348	757,348	458,696	501,214
35	9/4/21	884,970	884,970	742,310	626,655
36	9/11/21	1,068,240	1,068,240	757,348	771,109
37	9/18/21	1,503,569	1,503,569	884,970	900,590
38	9/25/21	210,347	210,347	1,068,240	1,222,899
39	10/2/21	2,052,910	2,052,910	1,503,569	1,313,902
40	10/9/21	1,798,923	1,798,923	882,195	1,486,082
41	10/16/21	2,311,385			774,593
42	10/23/21	2,110,693			3,058,169
43	10/30/21	2,009,508			2,375,826
44	11/6/21	1,909,000			1,807,152
45	11/13/21	1,924,200			1,827,050
46	11/20/21	1,756,600			1,658,127
47	11/27/21	1,711,850			1,528,474
48	12/4/21	1,249,800			1,134,214
49	12/11/21	1,110,850			1,019,355
50	12/18/21	754,800			417,002
51	12/25/21	399,600			218,536
52	1/1/22	166,500			93,179
Total		26,971,002	9,556,217	6,376,232	23,062,482

Volume shipped by variety on week ending 10/9/2021



Please note:

Boxes are 8.8 lbs (4 kg). Boxes from Haiti are 9.9 lbs (4.5 kg.)

¹Dates are week-ending. These are shipping weeks.

²Source: USDA—AMS

³Source: National Mango Board

⁴Source: Associação dos Exportadores de Hortigranjeiros e Derivados do Vale do São Francisco (VALEXPORT)

⁵Source: Fundación Mando del Ecuador

Dates are week-ending. For Shipping Projections and Volume Shipped from Source 2-3 weeks from Brazil and Ecuador for arrival at U.S. Ports.



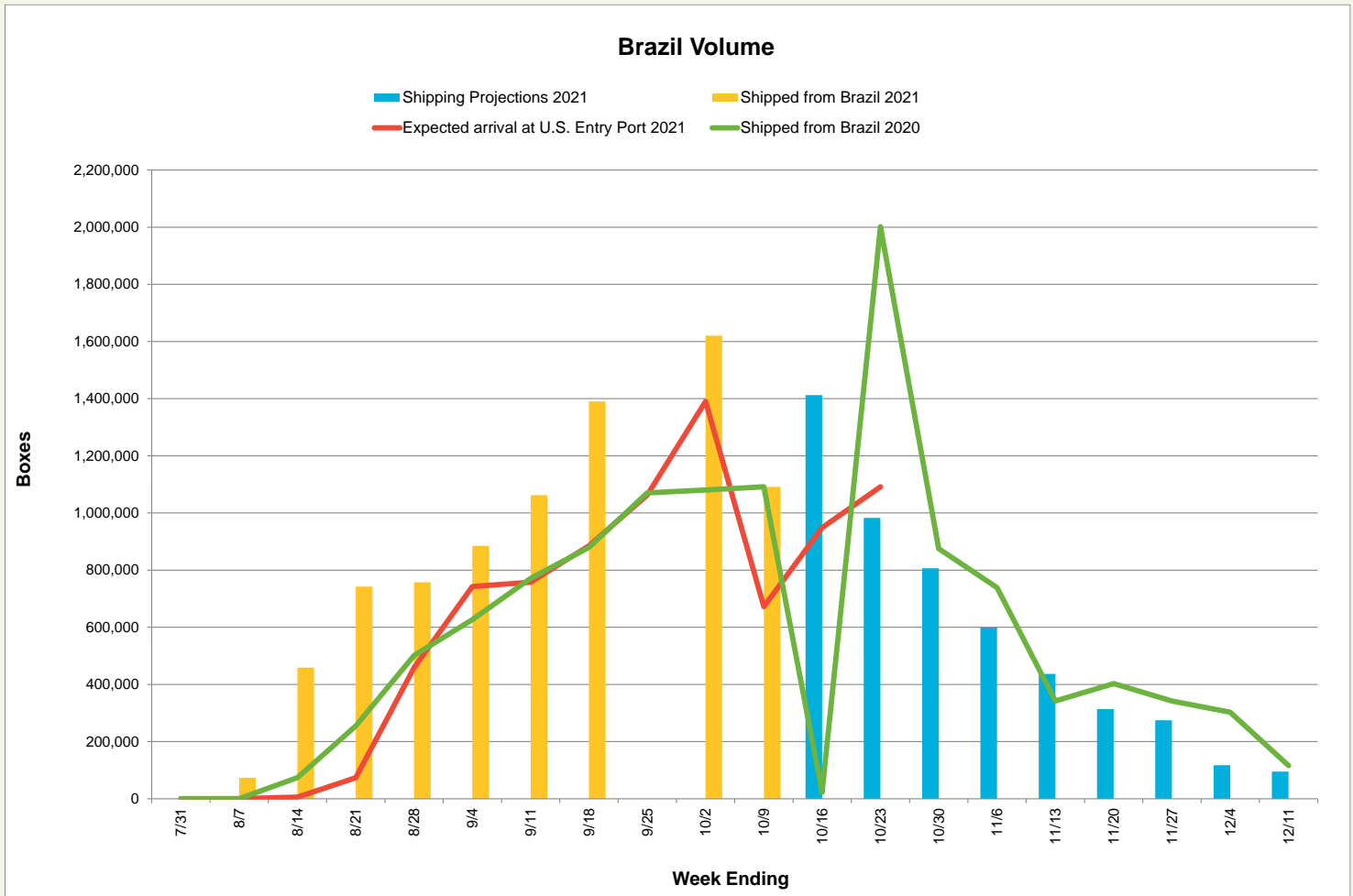
Brazil Crop Information

- The Brazilian mango season began the last week of July and will run until the second week of December with a projection of approximately **13.1** million boxes.
- Brazil's main varieties are: Tommy Atkins (86%), Kent (6%), Palmer (3%), Keitt (3%) and Others (2%).

Volume on week ending 10/9/2021

- Volume shipped from Brazil was approximately **1,091,444** boxes for a total of **8,086,459** boxes for the season.
- * During the same week last year, volume shipped from Brazil was 1,091,699 for a total of 6,349,375.

Price information is found on pages 10



Please note:

Boxes are 8.8 lbs (4 kg). Boxes from Haiti are 9.9 lbs (4.5 kg.)

¹Dates are week-ending. These are shipping weeks.

²Source: USDA—AMS

⁴Source: Associação dos Exportadores de Hortigranjeiros e Derivados do Vale do Sao Francisco (VALEXPOR)

³Source: National Mango Board (NMB)

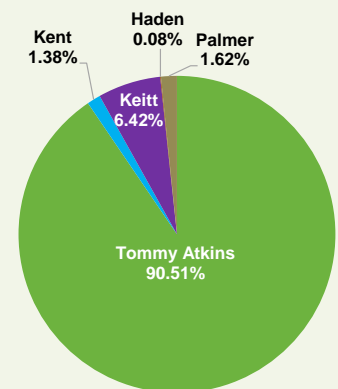
Dates are week-ending. For Shipping Projections and Volume Shipped from Source 2-3 weeks from Brazil and Ecuador for arrival at U.S. Ports.



Brazil Crop Information

Week	Week Ending ¹	Shipping Projection in Boxes 2021 ⁴	Shipped from Brazil in Boxes 2021 ⁴	Expected arrival at U.S. Entry Port in Boxes 2021 ⁴	Shipped from Brazil in Boxes 2020 ⁴
30	7/31/21	5,600	5,600	-	-
31	8/7/21	73,304	73,304	-	-
32	8/14/21	458,696	458,696	5,600	73,808
33	8/21/21	742,310	742,310	73,304	254,546
34	8/28/21	757,348	757,348	458,696	501,214
35	9/4/21	884,970	884,970	742,310	626,655
36	9/11/21	1,062,368	1,062,368	757,348	771,109
37	9/18/21	1,390,190	1,390,190	884,970	879,774
38	9/25/21	-	-	1,062,368	1,070,446
39	10/2/21	1,620,229	1,620,229	1,390,190	1,080,124
40	10/9/21	1,091,444	1,091,444	671,848	1,091,699
41	10/16/21	1,412,133		948,381	22,456
42	10/23/21	982,800		1,091,444	2,001,674
43	10/30/21	806,400			875,217
44	11/6/21	599,200			738,363
45	11/13/21	436,800			341,663
46	11/20/21	313,600			403,171
47	11/27/21	274,400			342,125
48	12/4/21	117,600			302,944
49	12/11/21	95,200			115,752
50	12/18/21	-			151,267
51	12/25/21	-			95,256
52	1/1/22	-			-
	Subtotal	13,124,592	8,086,459	8,086,459	11,739,263

Volume shipped by variety on week ending 10/9/2021



Please note:

Boxes are 8.8 lbs (4 kg). Boxes from Haiti are 9.9 lbs (4.5 kg.)

¹Dates are week-ending. These are shipping weeks.

²Source: USDA—AMS

⁴Source: Associação dos Exportadores de Hortigranjeiros e Derivados do Vale do Sao Francisco (VALEXPORT)

³Source: National Mango Board (NMB)

Dates are week-ending. For Shipping Projections and Volume Shipped from Source 2-3 weeks from Brazil and Ecuador for arrival at U.S. Ports.

Brazil Crop Information

Brazil's Shipment Information							
Week	Week Ending	Brazil Shipping Port		U.S. Entry Port Information			Total # of Containers
		Salvador-Pecem-GRU Airport		Port	# of Containers	Estimated arrival	
		Loading Date	Vessel Name				
37	18-Sep	11-Sep - 13-Sep	Memphis 134	Philadelphia	2	1-Oct - 8-Oct	251
			Magnitude 135		35		
		14-Sep	Memphis 134		1		
			Magnitude 135		55		
		15-Sep			52		
		New York			1		
		16-Sep			40		
		17-Sep			57		
18-Sep	1						
39	2-Oct	18-Sep - 21-Sep	Majestic 137	Philadelphia	16	15-Oct	292
		22-Sep - 24-Sep			48		
		25-Sep - 27-Sep			82		
		28-Sep - 30-Sep			113		
		1-Oct - 3-Oct			33		
40	9-Oct	29-Sep - 2-Oct	Magnum 138	Philadelphia	33	22-Oct	197
		3-Oct - 5-Oct			58		
		6-Oct - 7-Oct			74		
		8-Oct - 9-Oct			32		

Please note:

Boxes are 8.8 lbs (4 kg). Boxes from Haiti are 9.9 lbs (4.5 kg.)

¹Dates are week-ending. These are shipping weeks.

²Source: USDA—AMS

⁴Source: Associação dos Exportadores de Hortigranjeiros e Derivados do Vale do Sao Francisco (VALEXPORT)

³Source: National Mango Board (NMB)

Dates are week-ending. For Shipping Projections and Volume Shipped from Source 2-3 weeks from Brazil and Ecuador for arrival at U.S. Ports.



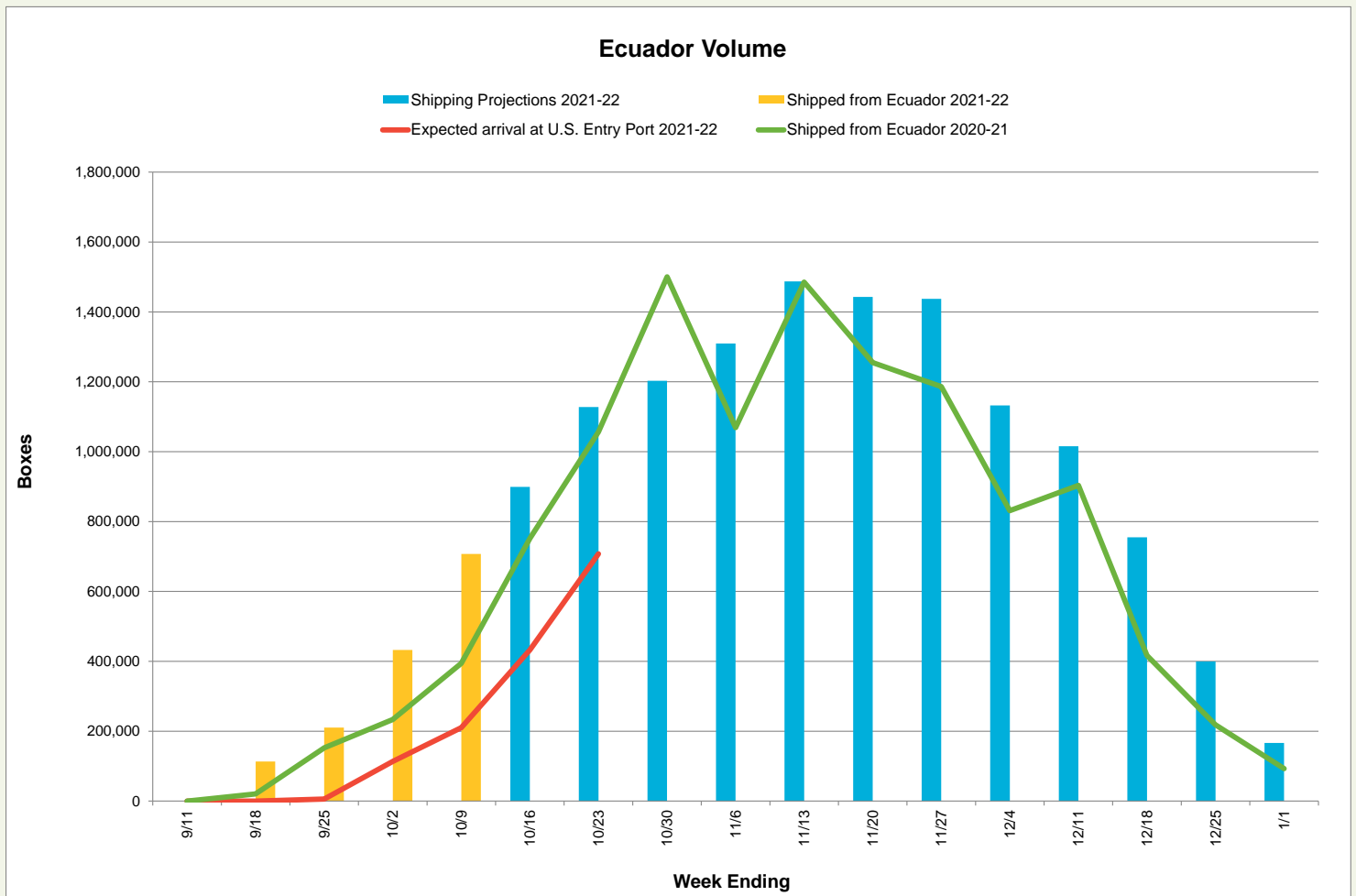
Ecuador Crop Information

- The Ecuadorian mango season began the second week of September and will run until the last week of December with a projection of approximately **13.8** million boxes.
- Ecuador's main varieties are: Tommy Atkins (67%), Ataulfo/Honey (14%), Kent (13%) and Others (6%).

Volume on week ending 10/9/2021

- Volume shipped from Ecuador was approximately **707,479** boxes for a total of **1,469,758** boxes for the season.
- * During the same week last year, volume shipped from Ecuador was 394,983 for a total of 801,430.

Price information is found on pages 10



Please note:

Boxes are 8.8 lbs (4 kg). Boxes from Haiti are 9.9 lbs (4.5 kg.)

¹Dates are week-ending. These are shipping weeks.

²Source: USDA—AMS

³Source: National Mango Board (NMB)

⁵Source: Fundación Mango del Ecuador

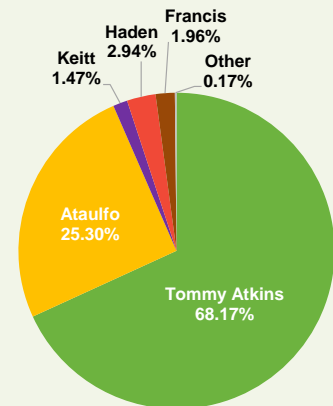
Dates are week-ending. For Shipping Projections and Volume Shipped from Source 2-3 weeks from Brazil and Ecuador for arrival at U.S. Ports.



Ecuador Crop Information

Week	Week Ending ¹	Shipping Projection in Boxes 2021-22 ⁵	Shipped from Ecuador in Boxes 2021-22 ⁵	Expected arrival at U.S. Entry Port in Boxes 2021-22 ⁵	Shipped from Ecuador in Boxes 2020-21 ⁵
36	9/11/21	5,872	5,872	-	-
37	9/18/21	113,379	113,379	-	20,816
38	9/25/21	210,347	210,347	5,872	152,453
39	10/2/21	432,681	432,681	113,379	233,778
40	10/9/21	707,479	707,479	210,347	394,383
41	10/16/21	899,251		432,681	752,137
42	10/23/21	1,127,893		707,479	1,056,495
43	10/30/21	1,203,108			1,500,609
44	11/6/21	1,309,800			1,068,789
45	11/13/21	1,487,400			1,485,387
46	11/20/21	1,443,000			1,254,956
47	11/27/21	1,437,450			1,186,349
48	12/4/21	1,132,200			831,270
49	12/11/21	1,015,650			903,603
50	12/18/21	754,800			417,002
51	12/25/21	399,600			218,536
52	1/1/22	166,500			93,179
	Subtotal	13,846,410	1,469,758	1,469,758	11,569,742

Volume shipped by variety on week ending 10/9/2021



Please note:

Boxes are 8.8 lbs (4 kg). Boxes from Haiti are 9.9 lbs (4.5 kg.)

¹Dates are week-ending. These are shipping weeks.

²Source: USDA—AMS

³Source: National Mango Board (NMB)

⁵Source: Fundación Mango del Ecuador

Dates are week-ending. For Shipping Projections and Volume Shipped from Source 2-3 weeks from Brazil and Ecuador for arrival at U.S. Ports.

Ecuador Crop Information

Ataulfo/Honey shipped by count (%)

Week ending	Large				Small			
	Count							
	10	12	14	16	18	20	22	Other
9/25/2021	-	1.4%	9.4%	26.6%	21.6%	24.7%	16.4%	-
10/2/2021	0.1%	1.1%	7.8%	23.2%	18.1%	25.9%	23.7%	-
10/9/2021	-	2.0%	7.6%	22.0%	21.9%	21.9%	24.7%	-

Tommy Atkins, Keitt and Haden shipped by count (%)

Week ending	Variety	X-Large		Large			Small		
		Count							
		6	7	8	9	10	12	14	Other
9/25/2021	Tommy	-	1.3%	5.6%	12.6%	36.8%	41.0%	2.7%	-
	Keitt	-	-	-	-	-	-	-	100.0%
10/2/2021	Tommy	2.8%	2.0%	7.9%	12.9%	31.6%	40.7%	2.1%	-
	Keitt	-	-	-	-	-	-	-	100.0%
	Haden	-	-	-	-	12.7%	87.3%	-	-
10/9/2021	Tommy	-	3.4%	10.2%	12.4%	26.9%	41.8%	0.1%	5.2%
	Keitt	-	-	-	-	-	-	-	100.0%
	Haden	-	-	0.3%	1.7%	23.9%	67.0%	7.1%	-

Please note:

Boxes are 8.8 lbs (4 kg). Boxes from Haiti are 9.9 lbs (4.5 kg.)

¹Dates are week-ending. These are shipping weeks.

²Source: USDA—AMS

³Source: National Mango Board (NMB)

⁵Source: Fundación Mango del Ecuador

Dates are week-ending. For Shipping Projections and Volume Shipped from Source 2-3 weeks from Brazil and Ecuador for arrival at U.S. Ports.

Ecuador Crop Information

Ecuador's Shipment Information							
Week	Week Ending	Ecuador Shipping Port		U.S. Entry Port Information			Total # of Containers
		Guayaquil		Port	# of Containers	Estimated arrival	
		Loading Date	Vessel Name				
38	25-Sep	20-Sep	American Airlines	Miami	2	20-Sep - 7-Oct	51
		21-Sep	Dole Pacific		San Diego		
		22-Sep	American Airlines	Miami	6		
			Dole Pacific	San Diego	2		
		23-Sep	Hansa Honeburg	Miami	6		
					4		
		24-Sep	Warnow Dolphin	Philadelphia	1		
					1		
		25-Sep	Dole Pacific	San Diego	1		
			Del Monte Pride	Hueneme	18		
American Airlines	Miami		1				
DHL		2					
Global Shipping Ecuador		1					
39	2-Oct	27-Sep	Aereo	Miami	3	28-Sep - 15-Oct	84
			Helle Ritcher		1		
		28-Sep	Aereo		3		
				1			
		29-Sep	Dole Atlantic	San Diego	1		
			Arsos	Philadelphia	16		
		30-Sep	Helle Ritcher	Miami	2		
					11		
			Arsos	Philadelphia	7		
		1-Oct	Del Monte Harvester	Hueneme	1		
	10						
	Aereo	Miami	28				
			3				
40	9-Oct	4-Oct - 5-Oct	Dole Caribbean	San Diego	10	14-Oct - 25-Oct	139
			Juliana	Miami	9		
		6-Oct - 7-Oct	Dole Caribbean	San Diego	26		
			Del Monte Valiant	Hueneme	13		
			Lena	Philadelphia	21		
			Avianca	Miami	7		
		American Airlines	1				
			1				
		8-Oct - 10-Oct	Avianca	Miami	4		
			DYC		1		
Del Monte Valiant	Hueneme		1				
HSL Sheffield	Philadelphia		43				
			2				

Please note:

Boxes are 8.8 lbs (4 kg). Boxes from Haiti are 9.9 lbs (4.5 kg.)

¹Dates are week-ending. These are shipping weeks.

²Source: USDA—AMS

³Source: National Mango Board (NMB)

⁵Source: Fundación Mango del Ecuador

Dates are week-ending. For Shipping Projections and Volume Shipped from Source 2-3 weeks from Brazil and Ecuador for arrival at U.S. Ports.



USDA_AMS Port of Entry FOB Price Information

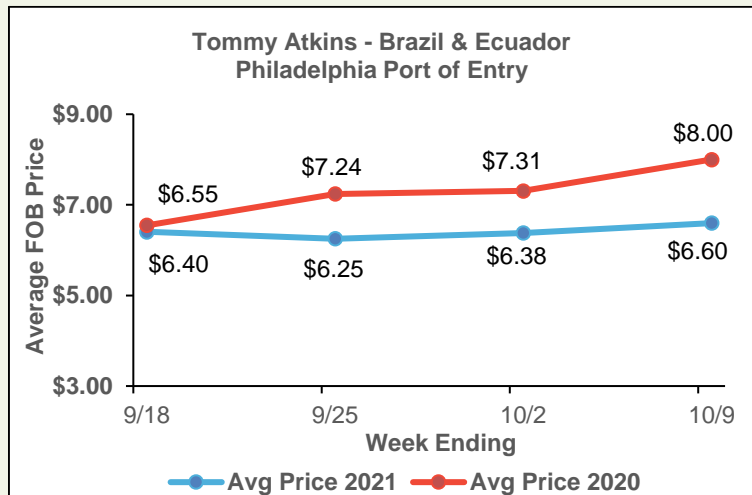
This recent price history information is provided by USDA Agricultural Market News Service and is presented in terms of average price per box for each major variety and size break for the week.

Price per Box (\$) – By Fruit Size

Brazil & Ecuador—Tommy Atkins Port of Entry, Philadelphia

Week Ending	Price	Count						
		6	7	8	9	10	12	14
9/25/2021	Average of Low Price	5.70	5.70	5.75	5.75	5.90	5.80	-
	Average of High Price	6.70	6.70	6.60	6.75	7.00	6.70	-
10/2/2021	Average of Low Price	5.85	5.85	5.85	5.85	5.95	5.75	-
	Average of High Price	7.00	7.00	6.95	7.00	7.00	6.50	-
10/9/2021	Average of Low Price	6.15	6.15	6.15	6.15	6.20	5.50	-
	Average of High Price	7.30	7.30	7.30	7.30	7.20	6.50	-

Price per Box (\$) – By Fruit Size



Dates are week-ending. Source: USDA Market News.

Prices shown represent averages of the high and low prices paid at the point of importation for that week. These are F.O.B. prices at points of production or points of entry for imports. They may include promotional allowances or other incentives. Brokerage fees paid by the shipper are included in the price reported.



Crop Report Tools and Resources

The Mango Crop Report is updated weekly and can be found at mango.org/crop.

Note: the National Mango Board is working with organizations in the mango-producing countries to get projections of what will be shipped to the U.S. This document contains information from countries that are currently shipping or planning to ship in the near future to the U.S. and does not represent the entire year. The crop report document will be updated as we receive new information from each country. Other valuable tools include (these are links):

[Three-Year Trend by Country & Month](#)

[Mango Crop Report Application](#)

[Virtual Graphs](#)

