



Specialty Crops Market News Division U.S. Mexico Canada Agreement Seasonal Perishable Products Weekly Update

Agricultural Marketing Service

Volume I – Number 44

Issued Weekly

Friday, October 29, 2021

Update for Week of October 24-30, 2021

This report provides trend analysis of the volume and prices of Seasonal Perishable commodities. Volume represents current week and prices represent open (spot) market sales by first handlers on product of generally good quality and condition unless otherwise stated and may include promotional allowances or other incentives. The charts provide graphic representation of the volume and prices of the major commodities this week based on seasonal volume.

With the holiday shopping season beginning earlier than ever before thanks to the rise in online sales, the supply chain remained stretched to the breaking point. Truck rates continue to climb as limited availability of both trucks and drivers, combined with rising fuel prices, are leading to increased costs for many produce commodities; especially for those targeting East Coast markets. Efforts to mitigate congestion at the Ports of Los Angeles and Long Beach continue even as the number of ships awaiting unloading berths rises daily. Shipping companies will now be charged a fee for each day empty containers remain at the port, in hopes of reducing the unprecedented amount of containers being stored which limits the space for additional cargo to unload.

Mexican avocado crossings through Texas expected to remain about the same. Trading was moderate as Hurricane Rick reduced in strength to a tropical depression before arriving in growing areas, thereby reducing its impact. Heavy rains over the weekend curtailed harvests through the weekend and first part of the week. Demand was very light due to unstable market conditions, with prices on larger sizes higher and smaller sizes lower. Harvest will pause next week for a holiday in Mexico.

Peruvian imports of blueberries arriving through the Philadelphia and New York City areas via boat are expected to decrease as the season is past peak, though quality remains mostly good. Trading was moderate at lower prices. Peruvian imports arriving through Southern California movement via boat is expected to decrease as season is now past its peak. Trading was moderate at lower prices. Mexican blueberry crossings through Arizona, California, and Texas are expected to increase. Trading was very slow early at slightly lower prices. Quality reported as variable with the impact of Hurricane/ Tropical Depression Rick being assessed in the growing areas of Michoacán and Jalisco. Future volumes could be limited depending on damages sustained.

Cucumber movement from Mexico crossing through Nogales, Arizona is expected to increase seasonally. Trading was moderate on 24s and active on other sizes, with heavy volumes continuing. Prices were slightly higher on large, generally unchanged on 24s, and higher on others. Movement of Mexican cucumber crossings through Texas is expected about the same, with moderate trading and demand on light available supplies. Prices on large were higher and other sizes were generally unchanged, with most available supplies still reserved for contracts or previous commitments. Mexican cucumber crossings through Otay Mesa are expected to increase slightly. Trading was moderate on light available supplies. Prices 36s higher, large slightly lower, and others generally unchanged but expected to drop slightly by the end of the week. Cucumbers out of South Georgia movement expected to increase. Trading was fairly active at higher prices. Cucumbers out of Central and South Florida movement is expected to increase slightly. Trading was active on light available supplies with prices generally unchanged.

For more information on:

- [Shipping Point Report Details](#)
- [Movement Report Details](#)
- [Generating Custom Reports](#)

For assistance please contact: jeff.main@usda.gov

[Custom Average Tool \(CAT\) Graphing tool and aggregated data source.](#)

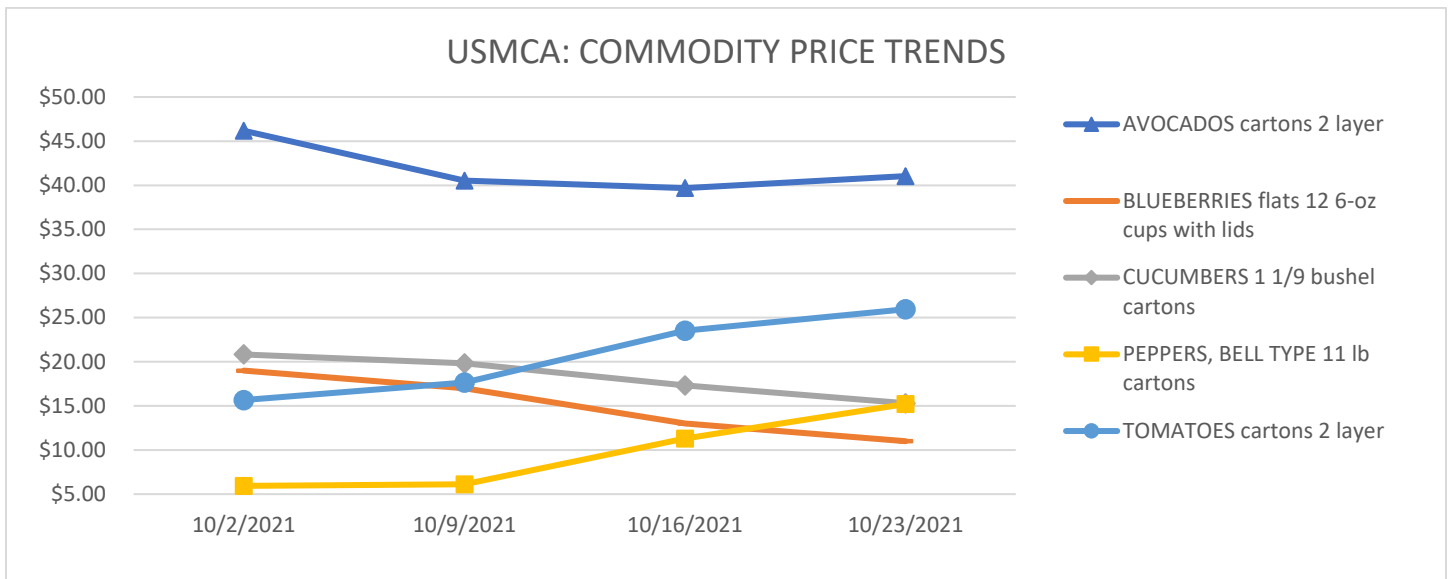
Movement of green bell peppers out of the San Joaquin Valley, California expected to decrease seasonally. Trading was fairly active early and active later at much higher prices. Quality is reported as generally good. Movement of Mexico crossings through Texas is expected about the same. Trading was active with prices generally unchanged. Most available supplies of green bell peppers remain reserved for contracts or previous commitments, with good demand on all sizes. South Georgia green bell pepper movement is expected to increase slightly. Trading was fairly active at higher prices. Green bell pepper movement out of South District California is expected about the same. Trading was fairly active early and active later with prices much higher. Supplies remain in too few hands to establish a market and no F.O.B. price report is currently being issued. The first report has been issued for green bell peppers from Mexico crossings through Nogales, Arizona. Movement is expected to increase seasonally, with current supplies in too few hands to establish a market. The first F.O.B. report is expected the week of November 14. Movement of green bell peppers out of Coachella Valley, California is expected to increase seasonally. Trading was fairly active early and active later with prices extra-large much higher, others slightly higher. The first report has been issued for bell peppers out of Central and South Florida. Light shipments have been reported, with more shippers expected to begin in the next few days. The first F.O.B. report is expected within the next 7-14 days.

Movement of Mexico tomato crossings through Texas expected about the same. Trading was active early and moderate later at much lower prices for most sizes. Most present shipments from prior bookings or previous commitments. Demand has decreased compared to last week. Tomato movement out of Central District California expected about the same. Trading was active on fairly light available supplies. Prices were slightly lower, with most present shipments from prior bookings or previous commitments. Some harvest curtailed due to weather this week, with damage from wind and rain on Monday reducing available supplies and possibly bringing and end to the season for some growers. Some damaged crops left in fields as not market worthy. Movement out of Florida West District is expected to remain about the same. Current supplies are light and in few hands. Trading was fairly active to active at higher prices. Prices and demand are strong due to light supplies expected through the season. Harvest curtailed towards the end of the week due to rain and wet fields. Movement of tomatoes from Mexico crossing through Otay Mesa is expected to increase slightly. Trading was active on light available supplies. Prices were higher to much higher and most current shipments are from prior bookings or previous commitments. Demand remained very high due to limited volumes. Movement out of Eastern Tennessee expected to decrease as the season ends. Current supplies are insufficient to establish a market and the last report has been issued. Movement of tomatoes out of Alabama is expected to decrease as the season ends and supplies are in too few hands to establish a market. The last report has been issued. Tomato movement out of Central and South Florida is expected to increase as more growers start the season. The first F.O.B. report is expected within the next 10 days. Cool weather and rain have delayed prior maturity estimates and curtailed harvest late in the week.

The following table provides a four-week price trend of the highest traded commodities this week.

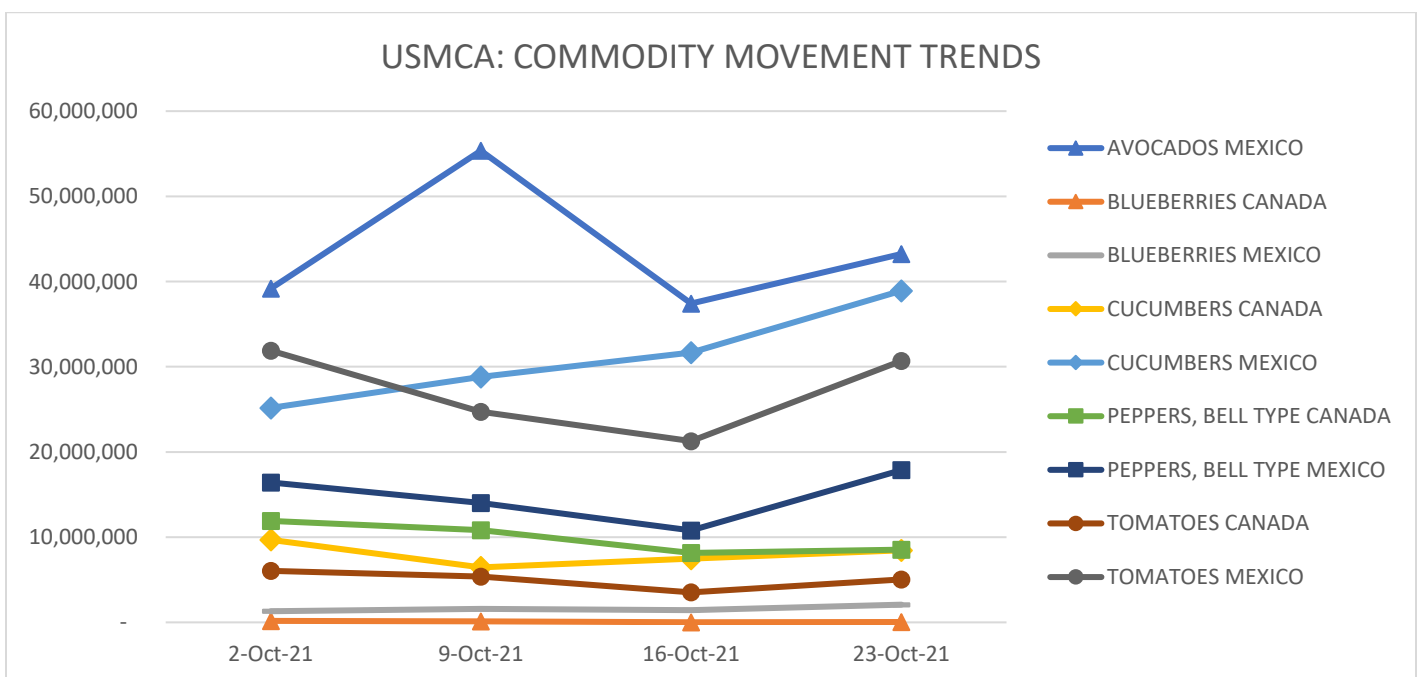
Four Week Price Trend in U.S. Dollars

Commodity	Package	10/2/2021	10/9/2021	10/16/2021	10/23/2021
AVOCADOS	cartons 2 layer	\$ 46.18	\$ 40.54	\$ 39.68	\$ 41.04
BLUEBERRIES	flats 12 6-oz cups with lids	\$ 19.00	\$ 17.00	\$ 13.00	\$ 11.00
CUCUMBERS	1 1/9-bushel cartons	\$ 20.83	\$ 19.83	\$ 17.31	\$ 15.31
PEPPERS, BELL TYPE	11 lb. cartons	\$ 5.94	\$ 6.13	\$ 11.31	\$ 15.21
TOMATOES	cartons 2 layer	\$ 15.66	\$ 17.66	\$ 23.52	\$ 25.95

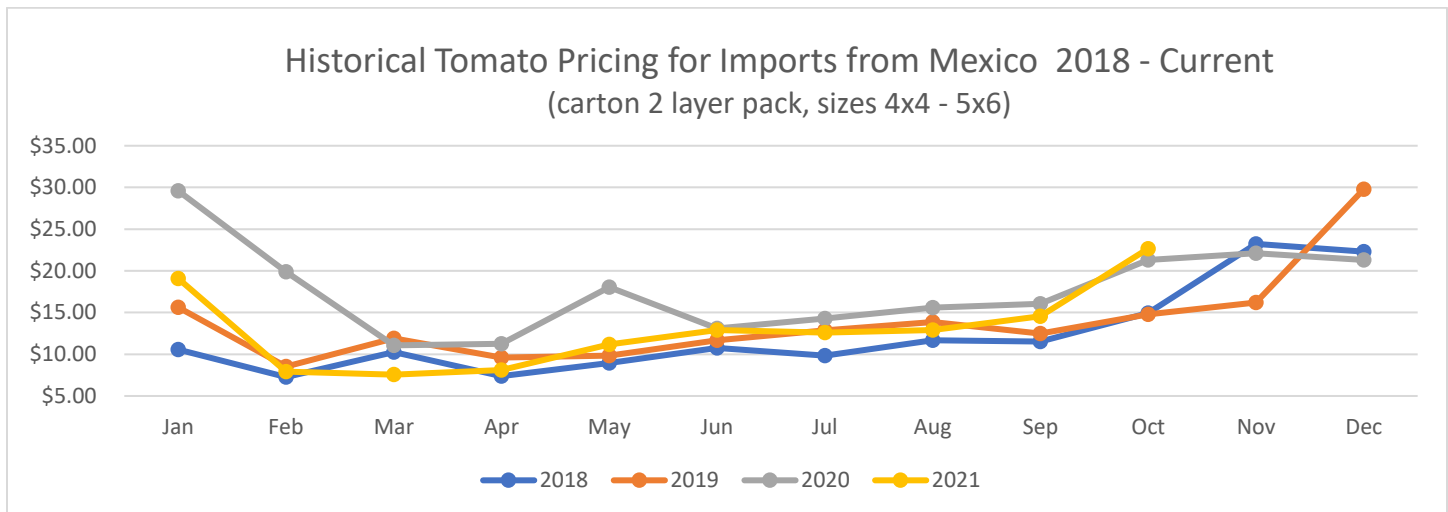


Four Week Movement in Pounds

COMMODITY	ORIGIN	2-Oct-21	9-Oct-21	16-Oct-21	23-Oct-21
AVOCADOS	MEXICO	39,186,215	55,353,851	37,421,934	43,245,796
BLUEBERRIES	CANADA	173,861	124,826	14,927	40,414
	MEXICO	1,307,313	1,565,057	1,428,940	2,078,284
CUCUMBERS	CANADA	9,681,603	6,453,182	7,474,479	8,473,464
	MEXICO	25,172,217	28,822,784	31,656,983	38,921,499
PEPPERS, BELL TYPE	CANADA	11,905,166	10,835,480	8,150,074	8,514,368
	MEXICO	16,402,672	13,995,977	10,793,678	17,869,631
TOMATOES	CANADA	6,045,175	5,375,456	3,520,002	5,045,225
	MEXICO	31,894,597	24,700,903	21,276,163	30,688,197



The following chart, *Historical Tomato Pricing for Imports from Mexico*, is a four-year view of Mexican tomato prices at shipping point. Tomatoes are shown as they are the most consistently traded year-round. They have the highest volume of product moving between the U.S., Mexico, and Canada, along with a high level of market coverage of tomatoes by USDA Market News.



To be regarded as "seasonal and perishable," agricultural products must meet the following conditions: (1) the products are fresh or chilled products falling under the following HS2002 tariff codes: 0701, 0702, 0703, 0704, 0705, 0706, 0707, 0708, 0709, 0803, 0804, 0805, 0806, 0807, 0808, 0809, 0810; (2) the products are marketed in raw form for consumption without "further processing" ("further processing" refers to e.g. crushing, juicing, canning, or any other process that transforms the product from its raw form); and (3) the products normally are marketed within eight weeks after harvesting.

For information on the imported volume and prices of the remaining Seasonal and Perishable commodities listed below please visit: <https://www.marketnews.usda.gov/mnp/fv-home>

- Potatoes
- Tomatoes
- Onions, shallots, garlic, leeks, and other alliaceous vegetables
- Cabbages, cauliflower, kohlrabi, kale, and similar edible brassicas
- Lettuce (*Lactuca sativa*) and chicory (*Cichorium* spp.)
- Carrots, turnips, salad beets (salad beetroot), salsify, celeriac, radishes, and similar edible roots
- Cucumbers, including gherkins
- Leguminous vegetables, shelled or unshelled
- Other vegetables, fresh or chilled: asparagus, eggplants, celery, mushrooms and truffles, peppers (*Capsicum* or of the genus *Pimenta*), spinach, artichokes, olives, pumpkins, squash, and gourds
- Bananas and plantains
- Dates, figs, pineapples, avocados, guavas, mangoes, and mangosteens
- Citrus fruit
- Grapes
- Melons (including watermelons) and papayas (papaws)
- Apples, pears, and quinces
- Apricots, cherries, peaches (including nectarines), plums (including prune plums) and sloes
- Other fruit: strawberries, raspberries, blackberries, mulberries, loganberries, black, white, or red currants and gooseberries (other than kiwifruit), cranberries, blueberries, and other fruits of the genus *Vaccinium*, kiwifruit, durians, persimmons,
- Other berries; tamarinds