



## Specialty Crops Market News Division

Agricultural  
Marketing  
Service

# National Retail Report - Specialty Crops

Websites: [www.marketnews.usda.gov/mnp/fv-home](http://www.marketnews.usda.gov/mnp/fv-home) and <http://www.ams.usda.gov/mnreports/fvwretail.pdf>  
and [http://www.ams.usda.gov/mnreports/wa\\_lo100.txt](http://www.ams.usda.gov/mnreports/wa_lo100.txt)

Volume XVI - Number 11

Issued Weekly

Friday, March 18, 2022

## Advertised Prices for Specialty Crops at Major Retail Supermarket Outlets ending during the period of 03/12 to 03/24<sup>1,2</sup>

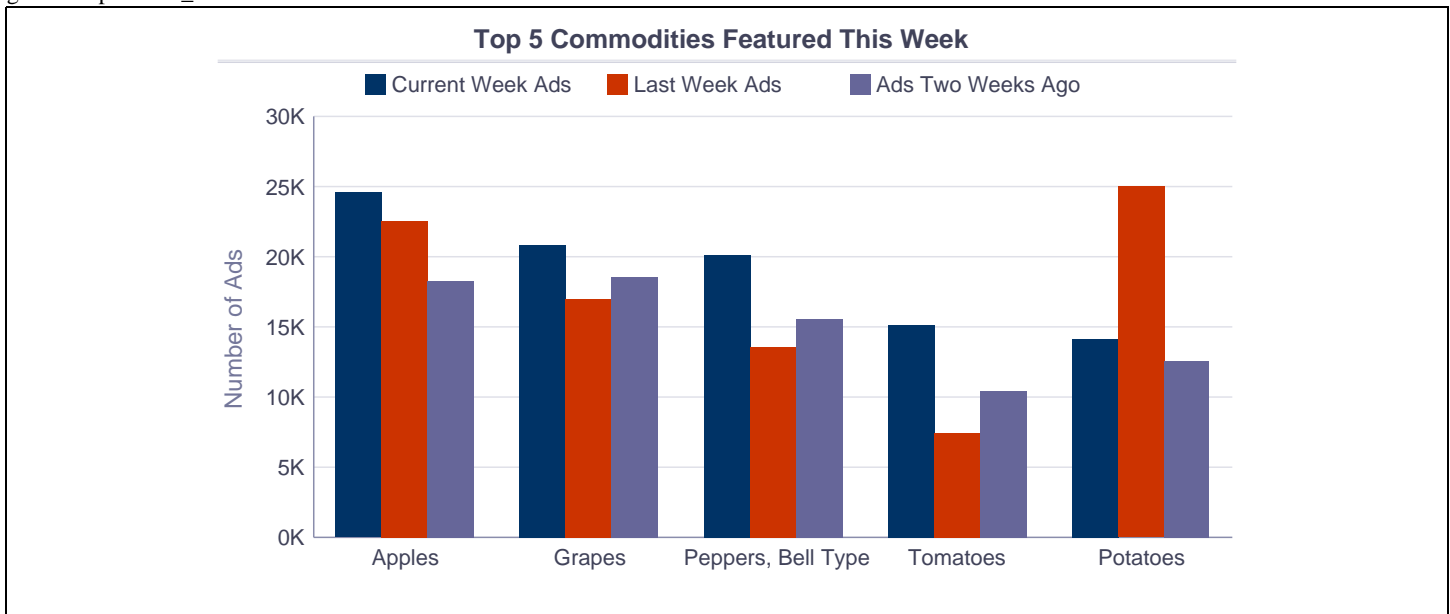
Goodbye St. Patrick, Hello Spring

Retailers used this week's ads to give shoppers last-minute options for celebrating St. Patrick's Day with a traditional Irish meal. Offerings of cabbage, potatoes, and carrots fell off somewhat from last week but were still popular, along with corned beef, floral arrangements, traditional soda breads and other bakery items to complete the meal. Spring is in the air, with potted tulips and other seasonal floral arrangements prominently advertised, as well as berries, citrus, and other fresh fruits. Easter and Lenten favorites continue to be featured as well, often in a special section of the ad featuring items from all departments of the store.

Total ad numbers this week were 294,464, a 3% decrease from last week's 302,633. The total for the same week last year was also 3% higher than for this year. The total number of ads broken out by commodity groups: fruit 150,269 (51% of all ads), onions and potatoes 21,843 (7%), vegetables 118,394 (40%), herbs 1949, ornamentals 1564, and hemp 445. The number of ads for organic produce was 44,263, 15% of total ads.

The following are the prices of major advertised items (3,000 plus stores) this week, compared to the same week last year. Significant increases in price for fruit this week included avocados at 29%, red seedless grapes at 25%, mangoes at 16%, d 'Anjou pears at 11% and blackberries at 10%. Significant decreases included white seedless grapes at 20% and yellow flesh peaches and nectarines both at 16%. Significant increases in price for onions and potatoes included 5 lb bags of russet potatoes at 25%. There were no significant decreases. Significant increases for vegetables this week included tomatoes at 55%. Significant decreases included 2 lb bags of baby peeled carrots at 16%.

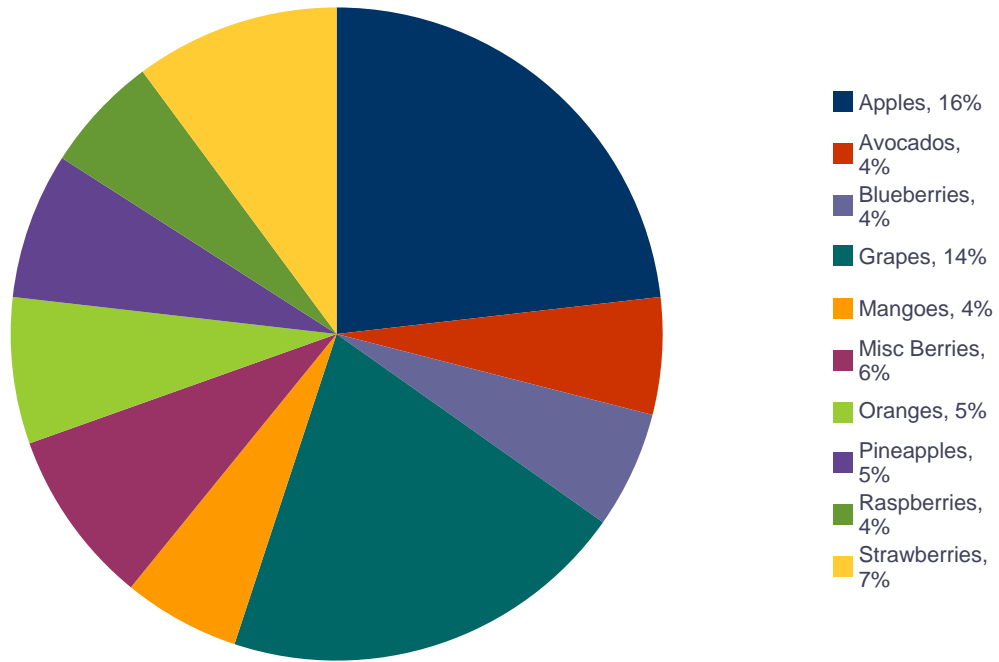
For more detailed information on organic and locally grown produce visit the National Retail--Local and Organic Report at: [http://www.ams.usda.gov/mnreports/wa\\_lo100.txt](http://www.ams.usda.gov/mnreports/wa_lo100.txt)



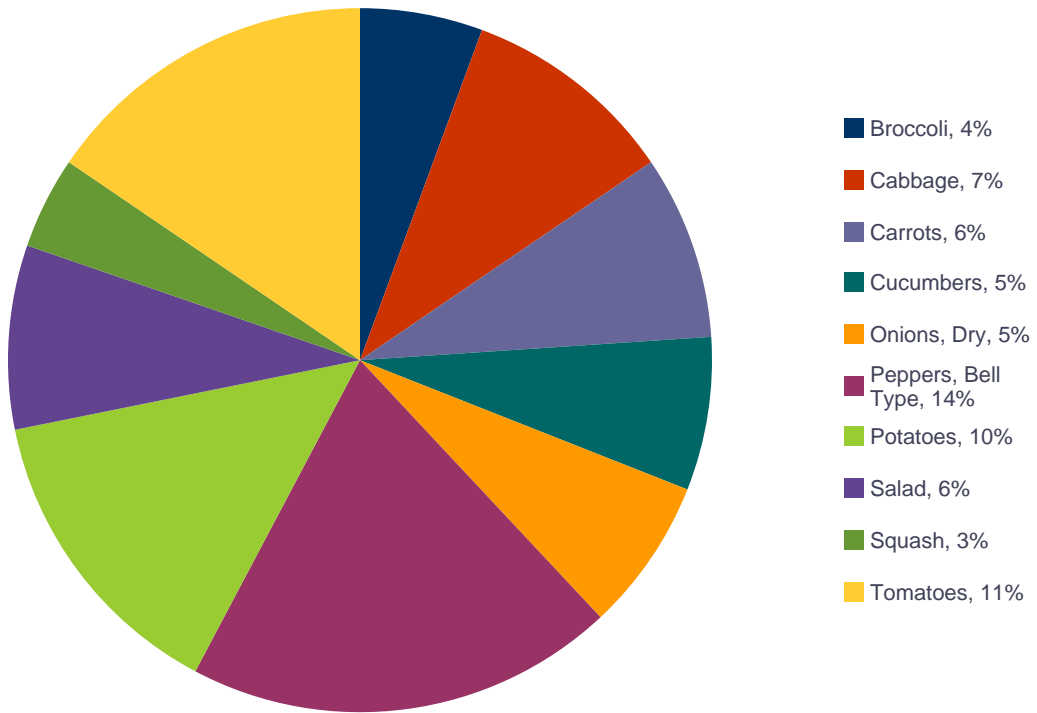
1 - Specialty Crops Market News surveys over 400 retailers, comprising over 30,300 individual stores, with online weekly advertised features.

2 - Date range reflects one week of data collection ending on the report date and encompasses ad pricing good from the Saturday before the report release date through the following Friday.

Top 10 Fruits as Percentage of Total Fruit Ads



Top 10 Vegetables as Percentage of Total Vegetable Ads Including Onions and Potatoes





### NATIONAL SUMMARY

(not including AK & HI)

FRUITS								
Commodity	Variety	Unit	THIS WEEK		LAST WEEK		LAST YEAR	
			Stores With Ads	Wtd Avg Price	Stores With Ads	Wtd Avg Price	Stores With Ads	Wtd Avg Price
Apples	Braeburn	per pound	63	1.25	93	1.64	60	1.43
Apples	Fuji	per pound	2,539	1.52	2,339	1.43	4,394	1.37
Apples	Fuji	3 lb bag	51	4.54	561	3.23	1,462	2.98
Apples	Fuji	2 lb bag	265	2.59	255	2.50		
Apples	Gala	per pound	1,645	1.59	2,746	1.72	2,693	1.26
Apples	Gala	3 lb bag	1,007	3.72	1,296	3.56	836	3.02
Apples	Gala	5 lb bag	242	4.99	338	4.99	263	4.91
Apples	Gala	2 lb bag	349	2.51	303	2.50		
Apples	Golden Delicious	per pound	128	1.50	229	1.65	12	1.49
Apples	Golden Delicious	3 lb bag	106	3.08	145	2.89	334	3.30
Apples	Golden Delicious	5 lb bag	16	4.99	16	4.99	27	3.99
Apples	Granny Smith	per pound	983	1.43	2,650	1.92	1,044	1.40
Apples	Granny Smith	5 lb bag	24	3.99	96	4.99		
Apples	Honeycrisp	per pound	1,722	2.56	900	2.33	3,286	2.32
Apples	Honeycrisp	3 lb bag	29	5.30	1,092	6.69		
Apples	Honeycrisp	2 lb bag	80	2.99				
Apples	Jonagold	per pound	14	0.69	174	1.01	172	1.02
Apples	Jonagold	3 lb bag	57	2.99	57	2.99	30	2.99
Apples	Mcintosh	per pound	282	1.41	217	1.65	6	1.59
Apples	Mcintosh	3 lb bag	55	3.51	69	2.88	225	2.67
Apples	Mcintosh	2 lb bag	341	2.50	303	2.50		
Apples	Pink Lady/Cripps Pink	per pound	1,154	1.81	1,319	2.13	837	1.29
Apples	Pink Lady/Cripps Pink	3 lb bag	1,775	3.48			943	3.37
Apples	Pink Lady/Cripps Pink	2 lb bag	255	2.50	255	2.50		
Apples	Red Delicious	per pound	465	1.16	794	1.26	564	1.68
Apples	Red Delicious	3 lb bag	713	3.81	778	3.78	390	3.45
Apples	Red Delicious	2 lb bag	341	2.50	311	2.51		
Apples, Processed	Juice	64 oz (1/2 gallon)	3,734	1.91	3,687	2.37	4,249	2.03
Apples, Processed	Juice	128 oz (1 gallon)	324	5.57	36	3.66	242	4.89
Apples, Processed	Juice Marked Cider	64 oz (1/2 gallon)	41	1.96	60	4.12	321	1.47
Avocados	Hass	each	4,670	1.36	4,847	1.41	10,416	1.06

Wtd Avg - Simple weighted average



Avocados	Various Greenskin Varieties	each	510	2.01				
Bananas		per pound	241	0.54	452	0.38	693	0.51
Blueberries		6 oz package	2,120	2.96	2,649	3.25	1,282	2.78
Blueberries		1 pint package	1,734	2.78	2,051	3.25	1,465	2.63
Blueberries		18 oz package	343	4.46	274	4.86	1,048	3.88
Cantaloups		each	4,262	2.78	3,488	2.85	6,256	2.70
Cantaloups		per pound	376	0.48	369	0.54	268	0.60
Cherries	Red Varieties	per pound	19	3.83	88	4.57		
Clementines		3 lb bag	1,088	5.36	1,488	4.48	2,497	4.67
Clementines		2 lb bag	477	4.70	440	3.24	280	3.32
Grapefruit	Red	each	899	1.37	578	1.23	772	0.98
Grapefruit	Red	per pound	10	0.50	6	1.49	53	1.39
Grapefruit	Red	5 lb bag	388	6.05	106	6.60		
Grapes	Black Seedless	per pound	2,726	2.63	2,707	2.71	1,184	2.32
Grapes	Red Globe	per pound	624	2.66	219	2.93	357	2.13
Grapes	Red Seedless	per pound	9,549	2.32	9,232	2.42	10,443	1.87
Grapes	White Seedless Type	per pound	7,769	2.42	4,750	2.53	960	3.05
Honeydews		each	957	4.19	743	4.20	2,643	3.06
Kiwifruit	Hayward	each	1,859	0.40	542	0.46	327	0.46
Kiwifruit	Hayward	1 lb bag	64	2.97			390	2.00
Lemons		each	2,255	0.62	2,795	0.66	2,166	0.65
Lemons		per pound	114	0.74	189	0.95	96	0.86
Lemons		2 lb bag	749	3.47	888	3.63	1,144	3.46
Limes		each	425	0.62			1,030	0.31
Mangoes		each	5,439	1.09	6,742	1.18	5,769	0.94
Mangoes		per pound	30	0.79			95	0.83
Misc Berries	Blackberries	5.6 - 6 oz package	7,886	2.63	4,635	2.96	2,277	2.40
Misc Citrus	Satsuma	per pound	152	2.99	40	1.49	53	2.49
Nectarines	Various White Flesh Varieties	per pound	202	2.20	64	1.99	107	2.48
Nectarines	Various Yellow Flesh Varieties	per pound	4,386	2.20	2,287	2.68	1,958	2.63
Oranges	Navel	each	1,935	0.98	2,496	1.01	2,881	0.82
Oranges	Navel	per pound	2,332	1.30	2,828	1.20	1,867	1.06
Oranges	Navel	3 lb bag	1,028	4.83	1,818	3.55	1,211	3.61
Oranges	Navel	4 lb bag	1,248	4.92	3,335	4.55	2,885	3.06
Oranges	Navel	8 lb bag	358	6.99	291	6.81	1,066	5.95
Oranges	Valencia	4 lb bag	48	3.03	46	2.99	110	3.86
Papaya	Maradol/Tainung Types	per pound	907	1.24	2,188	1.34	1,313	0.90
Papaya	Solo Type	per pound	36	1.99	72	2.34	75	1.87



Peaches	Various White Flesh Varieties	per pound	202	1.88				
Peaches	Various Yellow Flesh Varieties	per pound	4,185	2.21	2,531	2.61	2,172	2.62
Pears	Bartlett	per pound	666	1.88	524	1.95	1,717	1.42
Pears	Bosc	per pound	373	1.44	662	1.68	1,525	1.36
Pears	D'Anjou	per pound	3,132	1.65	2,372	1.65	1,066	1.48
Pineapples		each	7,795	2.36	2,465	3.01	3,763	2.33
Pineapples		per pound	373	0.72	285	0.78	360	0.63
Plums		per pound	103	2.40	504	2.31	880	2.35
Plums	Interspecific Type	per pound	1,653	2.99	1,610	3.06	9	3.66
Raspberries	Red	6 oz package	5,248	2.87	4,008	3.19	2,334	2.76
Strawberries		1 lb package	6,924	2.52	10,025	2.74	8,209	2.53
Strawberries		2 lb package	1,581	5.66	1,428	5.87	1,123	4.84
Tangelos		per pound	268	1.48	314	1.82	354	0.96
Tangelos		each	266	0.84	196	0.79	606	0.88
Tangelos		3 lb bag	1,686	4.47	472	4.17	270	4.93
Tangerines		per pound	1,204	2.96	2,074	3.10	1,398	2.87
Tangerines		5 lb package	860	5.88			465	5.08
Tangerines		3 lb bag	2,033	5.63	2,697	4.39	4,868	4.25
Tangerines		2 lb bag	546	4.74	729	2.68	1,690	2.88
Tangerines		each	36	0.92	29	1.19	175	1.81
Watermelons	Red Flesh Seedless Miniature	each	1,123	4.15	767	4.60	1,583	3.80
Watermelons	Red Flesh Seedless Miniature	per pound	5	0.79	10	1.49		
Watermelons	Red Flesh Seedless Type	each	68	6.37	48	5.95	206	3.29
<b>ORGANIC</b>								
Apples	Fuji	per pound	1,214	2.19	1,017	2.41	485	1.61
Apples	Fuji	2 lb bag	1,527	4.23	155	4.10	502	3.92
Apples	Gala	per pound	1,208	2.19	577	2.45	364	1.75
Apples	Gala	2 lb bag	1,961	4.33	396	4.92	1,523	3.29
Apples	Golden Delicious	per pound	415	2.29				
Apples	Granny Smith	per pound	582	2.35	402	2.16	375	1.99
Apples	Granny Smith	2 lb bag	685	4.11	137	3.99	278	4.91
Apples	Honeycrisp	per pound	615	3.16	2,036	3.41	508	3.46
Apples	Honeycrisp	3 lb bag	79	6.99				
Apples	Pink Lady/Cripps Pink	per pound	206	2.49	16	2.99	279	1.99
Apples	Pink Lady/Cripps Pink	2 lb bag	789	4.08	66	4.40	96	3.22
Apples	Red Delicious	per pound	458	2.26				
Apples, Processed	Juice	64 oz (1/2 gallon)	40	2.09	125	3.53	285	2.65
Avocados	Hass	each	763	1.95	1,346	1.89	2,699	1.43



Bananas		per pound	613	0.95	365	0.91	632	0.78
Blueberries		6 oz package	1,017	3.70	1,823	3.52	414	3.95
Blueberries		1 pint package	334	4.81	97	4.22	123	4.02
Grapefruit	Red	each	169	2.10			65	1.81
Grapefruit	Red	per pound	7	2.49	31	1.56	53	1.99
Lemons		each	126	0.79	308	0.99	103	0.73
Lemons		per pound	10	2.49				
Lemons		2 lb bag	611	4.96	335	4.94	1,629	3.99
Mangoes		each	506	1.85	563	1.86	388	1.61
Misc Berries	Blackberries	5.6 - 6 oz package	1,098	4.17	938	4.20	399	3.93
Oranges	Navel	each	389	1.43	43	1.65	452	1.35
Oranges	Navel	per pound	240	1.82	476	1.82	933	1.60
Oranges	Navel	3 lb bag	213	4.53	95	4.92	1,199	4.97
Oranges	Navel	4 lb bag	60	6.66	121	5.99	1,752	4.03
Oranges	Valencia	each	22	1.00	242	1.00		
Oranges	Valencia	4 lb bag	276	3.98			99	2.50
Pears	Bartlett	per pound	59	2.32			494	1.85
Pears	D'Anjou	3 lb bag	40	2.62				
Pineapples		each	5	3.99	134	5.99	72	5.99
Raspberries	Red	6 oz package	828	4.39	636	4.52	743	4.16
Strawberries		1 lb package	2,029	4.29	2,671	4.19	1,678	4.17
Tangerines		2 lb bag	769	4.78	1,112	5.10	2,960	4.49

**ONIONS AND POTATOES**

Commodity	Variety	Unit	THIS WEEK		LAST WEEK		LAST YEAR	
			Stores With Ads	Wtd Avg Price	Stores With Ads	Wtd Avg Price	Stores With Ads	Wtd Avg Price
Onions, Dry	Red	per pound	1,295	1.16	6	1.19	1,043	0.90
Onions, Dry	White	per pound	581	1.47	252	0.86	1,223	0.75
Onions, Dry	White	2 lb bag	628	2.28	517	2.21	9	0.99
Onions, Dry	Yellow	per pound	165	1.38	1,729	0.75	567	0.71
Onions, Dry	Yellow	2 lb bag	917	1.71	1,369	1.80	232	1.13
Onions, Dry	Yellow	3 lb bag	1,993	2.09	3,445	1.98	3,455	2.38
Onions, Dry	Yellow	5 lb bag	58	4.23			181	3.69
Onions, Dry	Yellow Marked Sweet	per pound	1,345	1.28	1,358	1.26	2,476	1.07
Onions, Dry	Yellow Marked Sweet	2 lb bag	9	2.49	21	2.99	191	0.99
Onions, Dry	Yellow Marked Sweet	3 lb bag	562	3.00	789	2.38	849	3.04
Potatoes	Round Red	per pound	1,298	0.95	2,431	0.98	1,023	1.03

Wtd Avg - Simple weighted average



Potatoes	Round Red	3 lb bag	112	2.82	2,067	2.81	635	2.60
Potatoes	Round Red	5 lb bag	3,678	3.44	8,631	3.29	3,073	3.45
Potatoes	Round White	per pound	170	1.00	138	0.85	182	0.84
Potatoes	Round White	3 lb bag	12	2.49	18	3.00		
Potatoes	Round White	5 lb bag	239	2.89	1,497	3.11	326	2.53
Potatoes	Russet	per pound	945	0.96	899	1.02	2,106	0.78
Potatoes	Russet	3 lb bag	56	1.53	294	1.24	137	1.56
Potatoes	Russet	5 lb bag	3,613	2.76	1,336	2.64	2,411	2.22
Potatoes	Russet	10 lb bag	385	4.13	182	5.60	465	3.51
Potatoes	Russet	8 lb bag	704	4.29	676	3.56	832	3.29
Potatoes	Yellow Type	per pound	305	0.90	683	1.12	412	1.01
Potatoes	Yellow Type	3 lb bag	363	5.20	325	5.22	322	4.99
Potatoes	Yellow Type	5 lb bag	819	3.53	3,386	3.61	2,883	3.51
Potatoes	Yellow Type	10 lb bag	8	3.69				

**ORGANIC**

Onions, Dry	White	per pound	4	1.77	4	1.88	29	1.45
Onions, Dry	Yellow	per pound	16	2.40	149	1.46	9	1.60
Onions, Dry	Yellow	2 lb bag	40	2.02	243	2.99		
Onions, Dry	Yellow	3 lb bag	50	3.85	55	2.76	358	4.57
Onions, Dry	Yellow Marked Sweet	per pound	8	1.69				
Potatoes	Round Red	per pound	1	1.29	37	1.09	1	0.89
Potatoes	Round Red	3 lb bag	488	4.47	683	4.08	666	3.30
Potatoes	Round Red	5 lb bag	117	4.54	486	3.49		
Potatoes	Russet	per pound	4	1.79	130	1.49		
Potatoes	Russet	3 lb bag	279	4.04	748	3.89	473	3.46
Potatoes	Russet	5 lb bag	12	3.99	12	3.99	188	3.00
Potatoes	Yellow Type	3 lb bag	295	3.96	86	2.99	411	3.49
Potatoes	Yellow Type	5 lb bag	117	4.55				

**VEGETABLES**

Commodity	Variety	Unit	THIS WEEK		LAST WEEK		LAST YEAR	
			Stores With Ads	Wtd Avg Price	Stores With Ads	Wtd Avg Price	Stores With Ads	Wtd Avg Price
Artichokes		each	953	1.89	631	3.21	1,334	2.25
Asparagus	Green	per pound	2,793	2.35	2,397	2.28	8,115	1.89
Beans	Round Green Type	per pound	1,020	1.51	1,609	1.56	1,990	1.71
Beets		per bunch	18	2.99	37	1.50	48	2.50
Beets		per pound	17	0.99	51	0.68	33	0.54

Wtd Avg - Simple weighted average



Broccoli		per pound	85	1.09	116	0.72	127	2.31
Broccoli		per bunch	1,653	2.24	1,892	2.54	183	2.23
Broccoli	Baby Hybrid Type	per pound	80	2.49				
Broccoli	Baby Hybrid Type	per bunch	79	2.99	28	2.50		
Broccoli	Crown Cut	per pound	2,710	1.79	2,574	1.67	2,992	1.58
Brussels Sprouts		per pound	637	1.60	1,788	2.48	756	1.60
Cabbage	Round Green Type	per pound	9,146	0.52	13,253	0.50	3,067	0.54
Carrots		per pound	169	0.52	424	0.52	269	0.58
Carrots		1 lb bag	221	1.09	337	0.78	64	1.07
Carrots		2 lb bag	1,473	1.71	2,825	1.54	490	1.19
Carrots		per bunch	136	2.24	10	1.69	6	1.50
Carrots	Baby Peeled	1 lb bag	1,731	1.43	2,313	1.28	4,712	1.19
Carrots	Baby Peeled	2 lb bag	3,302	2.00	1,535	2.50	821	2.37
Cauliflower		each	2,127	3.09	1,771	2.97	1,407	2.83
Cauliflower		per pound	654	1.78	797	1.28	664	1.14
Celery		each	1,912	1.38	1,302	1.35	867	1.30
Celery		per pound	54	1.35	35	0.99	36	0.79
Celery	Hearts	each	232	2.67	681	2.88	521	2.48
Cilantro		per bunch	1,891	0.92	715	0.44	712	0.53
Corn-Sweet		each	908	0.70	607	0.66	959	0.63
Cucumbers		each	2,102	0.71	2,040	0.73	1,903	0.74
Cucumbers		per pound	8	0.48	10	0.79	8	0.48
Cucumbers	Long Seedless-Greenhouse	each	4,090	1.41	2,715	1.38	4,405	1.31
Eggplant		per pound	324	1.30	343	1.66	453	1.88
Eggplant		each	47	1.34	477	1.58	6	0.25
Garlic		per pound	17	2.99	17	3.29	9	3.99
Garlic		per sleeve	160	1.97	186	1.92	191	1.47
Greens	Collard	per bunch	141	3.02	161	1.71	311	1.43
Greens	Collard	per pound	9	0.99	9	0.99	71	1.19
Greens	Kale	per bunch	36	1.50	452	1.22	92	0.91
Greens	Kale	per pound	9	0.99	17	1.46		
Lettuce, Iceberg		each	568	1.41	1,269	1.33	1,880	1.14
Lettuce, Iceberg		per pound	36	0.88			29	1.07
Lettuce, Other	Green Leaf	each	457	1.46	105	1.45	274	1.26
Lettuce, Other	Red Leaf	each	312	1.55	105	1.45	274	1.26
Lettuce, Romaine		each	437	1.46	56	1.67	229	1.21
Lettuce, Romaine		3 count package	64	2.99				
Lettuce, Romaine	Hearts	3 count package	1,504	3.09	1,485	3.09	2,101	3.05
Mushrooms	Portobella	per pound	6	3.99			12	3.99

Wtd Avg - Simple weighted average



Mushrooms	Portobella	8 oz package	330	2.02	347	2.21	1,521	2.07
Mushrooms	Portobella	6 oz package	109	4.12	15	2.50		
Mushrooms	White	8 oz package	1,064	2.05	2,097	1.94	3,158	1.82
Mushrooms	White	6 oz package	32	2.50	245	1.19		
Onions Green		per bunch	1,329	0.83	1,717	0.77	1,109	0.66
Peppers, Bell Type	Green	per pound	257	1.43	347	1.30	505	1.41
Peppers, Bell Type	Green	each	1,685	0.80	3,509	0.77	2,116	0.78
Peppers, Bell Type	Orange	per pound	397	3.22	297	3.07	445	1.29
Peppers, Bell Type	Orange	each	3,390	1.26	1,700	1.26	3,643	1.16
Peppers, Bell Type	Orange-Greenhouse	per pound	8	2.99	79	2.99		
Peppers, Bell Type	Orange-Greenhouse	each	415	1.25	700	1.42	78	1.67
Peppers, Bell Type	Red	per pound	629	2.76	365	2.84	782	1.61
Peppers, Bell Type	Red	each	5,061	1.15	2,300	1.16	4,076	1.15
Peppers, Bell Type	Red-Greenhouse	per pound	8	2.99	79	2.99	7	1.99
Peppers, Bell Type	Red-Greenhouse	each	429	1.27	700	1.42	345	1.67
Peppers, Bell Type	Yellow	per pound	397	3.22	297	3.07	445	1.29
Peppers, Bell Type	Yellow	each	3,352	1.26	1,673	1.26	3,643	1.16
Peppers, Bell Type	Yellow-Greenhouse	per pound	8	2.99	79	2.99		
Peppers, Bell Type	Yellow-Greenhouse	each	429	1.27	700	1.42	78	1.67
Peppers, Other	Jalapeno	per pound	2,363	1.10	1,398	0.91	1,109	0.84
Peppers, Other	Mixed Mini Sweet Types	1 lb package	1,168	2.81	932	3.53	511	3.06
Peppers, Other	Serrano	per pound	41	1.11	39	0.98	134	0.76
Radishes		per bunch	519	0.54	451	1.40	762	0.64
Radishes		1 lb bag	277	1.94	231	1.11	152	1.88
Salad	Mixed Types	1 lb bag	22	4.49			7	1.99
Salad	Mixed Types	10 - 12 oz package	2,055	2.77	5,395	2.73	2,781	2.56
Salad	Mixed Types	5 - 9 oz package	2,602	2.97	5,088	2.63	4,846	2.34
Spinach		per bunch	39	1.61	229	1.53	87	0.89
Spinach	Flat, Baby Type	10 oz package	20	2.90	87	2.72	18	2.27
Spinach	Flat, Baby Type	1 lb package	7	1.20	28	3.50	144	2.85
Spinach	Flat, Baby Type	8 oz package	148	1.99	1,363	2.85	334	1.96
Spinach	Flat, Baby Type	9 oz package	2	1.99	1,141	2.99		
Spinach	Flat, Baby Type	5 - 6 oz package	348	3.18	1,385	2.98	259	2.01
Squash	Acorn	per pound	25	1.01	1,215	0.83	278	0.98
Squash	Butternut	per pound	22	1.04	1,220	0.83	403	0.94
Squash	Grey	per pound	573	0.85	344	0.77	423	0.73
Squash	Spaghetti	per pound	16	1.14	1,220	0.83	273	0.99
Squash	Yellow Crookneck/Straightneck	per pound	1,209	1.43	2,232	1.36	2,646	1.30

Wtd Avg - Simple weighted average



Squash	Zucchini	per pound	2,965	1.34	2,911	1.29	4,071	1.37
Sweet Potatoes		per pound	1,136	0.97	985	1.16	1,532	0.96
Tomatillos		per pound	507	0.69	706	0.72	839	1.09
Tomatoes		per pound	3,048	1.84	1,077	1.58	2,007	1.19
Tomatoes	Vine Ripe - Heirloom Varieties	per pound	11	4.99	186	2.99		
Tomatoes	Vine Ripe - Heirloom Varieties-Greenhouse	per pound	10	0.99				
Tomatoes	Vine Ripes	per pound	2,206	1.68	1,644	1.57	1,603	1.31
Tomatoes	Vine Ripes, On The Vine-Greenhouse	per pound	5,027	1.79	2,780	1.71	4,156	1.74
Tomatoes	Vine Ripes-Greenhouse	per pound	1,449	1.68	657	1.74	543	1.69
Tomatoes, Cherry		1 pint package	18	3.00	10	2.00	71	2.27
Tomatoes, Grape Type		1 pint package	2,162	1.98	1,334	2.25	3,505	1.85
Tomatoes, Grape Type		10 oz package	386	2.69	449	2.56	867	2.85
Tomatoes, Plum Type	Roma	per pound	2,435	0.93	2,102	1.02	3,475	0.92
Vegetables Other	Cactus Leaf (Nopales)	per pound	346	0.73	333	0.83	52	0.66
<b>ORGANIC</b>								
Artichokes		each	6	2.50				
Asparagus	Green	per pound	690	3.73	837	3.97	575	3.27
Beets		per pound	9	0.99	9	1.49		
Bok Choy		per pound	4	1.29				
Broccoli		per pound	215	2.30	22	1.70	40	2.20
Broccoli		per bunch	420	3.45	679	3.23	645	2.72
Broccoli	Baby Hybrid Type	per pound	4	3.49				
Broccoli	Crown Cut	per pound	33	3.50	12	2.82	60	2.56
Brussels Sprouts		per pound	5	4.99	50	3.99	114	3.10
Cabbage	Round Green Type	per pound	785	0.97	1,757	1.05	9	0.98
Carrots		per pound	22	0.99	130	1.39	111	1.29
Carrots		1 lb bag	301	1.08	242	0.99	48	1.27
Carrots		2 lb bag	58	1.61	596	2.11	352	2.77
Carrots		per bunch	390	2.08	605	1.92	113	2.06
Carrots	Baby Peeled	1 lb bag	833	1.76	649	1.97	2,685	1.63
Carrots	Baby Peeled	2 lb bag	213	2.97	596	3.21		
Cauliflower		each	5	4.39	79	4.69	426	2.71
Cauliflower		per pound	215	2.30	103	1.78		
Celery		each	897	2.30	634	2.35	639	2.13
Celery		per pound	63	1.44				
Celery	Hearts	each	337	2.69	507	2.74	231	2.95
Cilantro		per bunch	58	0.96	7	2.50	27	1.11
Cucumbers		each	171	0.99	21	1.00	75	1.67

Wtd Avg - Simple weighted average



**National Retail Report - Specialty Crops Vol XVI - No. 11**  
**Friday, March 18, 2022 - Page 11**

Cucumbers	Long Seedless-Greenhouse	each	276	1.98	1,231	1.91		
Eggplant		per pound	7	1.29				
Garlic		per sleeve	220	2.00	242	2.00		
Greens	Collard	per bunch	52	2.15				
Greens	Kale	per bunch	322	1.88	117	2.15	892	1.97
Greens	Mustard	per bunch	40	2.50				
Greens	Swiss Chard	per bunch	7	2.00	70	2.99	31	1.50
Lettuce, Other	Boston	each	282	2.90			26	2.00
Lettuce, Romaine	Hearts	3 count package	700	3.37	611	3.82	832	3.49
Mushrooms	Portobella	8 oz package	35	2.99			217	2.96
Mushrooms	Portobella	6 oz package	30	4.22			5	3.49
Mushrooms	Portobella-Greenhouse	8 oz package	8	4.49				
Mushrooms	White	8 oz package	468	2.43	197	1.06	662	2.60
Mushrooms	White	6 oz package	35	2.99			21	2.50
Mushrooms	White-Greenhouse	8 oz package	8	4.49				
Onions Green		per bunch	106	0.82	601	0.90	298	1.02
Peppers, Bell Type	Green	per pound	6	2.99	130	1.69		
Peppers, Bell Type	Green	each	1,050	0.99	466	1.02	9	0.79
Peppers, Bell Type	Orange	per pound	418	3.05	14	4.70	15	4.59
Peppers, Bell Type	Orange	each	389	1.71	12	1.50	177	1.67
Peppers, Bell Type	Orange-Greenhouse	each	19	1.50				
Peppers, Bell Type	Red	per pound	418	3.05	8	4.49	34	4.25
Peppers, Bell Type	Red	each	389	1.71	12	1.50	195	1.75
Peppers, Bell Type	Red-Greenhouse	each	19	1.50				
Peppers, Bell Type	Yellow	per pound	418	3.05	8	4.49	23	4.38
Peppers, Bell Type	Yellow	each	389	1.71	12	1.50	177	1.67
Peppers, Bell Type	Yellow-Greenhouse	each	19	1.50				
Peppers, Other	Mixed Mini Sweet Types	1 lb package	578	3.97	141	2.11	177	3.00
Salad	Mixed Types	1 lb bag	704	4.94	982	4.78	543	5.02
Salad	Mixed Types	10 - 12 oz package	670	5.11	80	6.89	154	4.58
Salad	Mixed Types	5 - 9 oz package	2,951	3.42	1,421	3.47	2,086	3.17
Spinach	Flat, Baby Type	5 - 6 oz package	359	2.49	259	3.30	46	2.95
Squash	Yellow Crookneck/Straightneck	per pound	12	1.99	32	1.99	841	1.78
Squash	Zucchini	per pound	12	1.99	38	1.97	1,845	1.97
Sweet Potatoes		per pound	15	1.83	95	1.76	158	1.60
Tomatoes		per pound	1,192	3.44	57	2.49	1	3.48
Tomatoes	Vine Ripe - Heirloom Varieties	per pound	550	3.99	19	3.86	21	3.70
Tomatoes	Vine Ripes	per pound	39	2.39	264	3.02		

Wtd Avg - Simple weighted average



Tomatoes	Vine Ripes, On The Vine-Greenhouse	per pound	1,202	2.73	606	3.80	283	3.86
Tomatoes	Vine Ripes-Greenhouse	per pound	253	2.04	8	3.99		
Tomatoes, Cherry		1 pint package	7	1.25	57	3.10	41	1.45
Tomatoes, Grape Type		1 pint package	1,035	2.73	733	2.89	2,108	2.82
Tomatoes, Grape Type		10 oz package	763	2.89	340	3.18	212	3.26
Tomatoes, Plum Type	Roma	per pound	413	1.75	272	2.26		

**OTHER SPECIALTY CROPS ITEMS**

Commodity	Variety	Unit	THIS WEEK		LAST WEEK		LAST YEAR	
			Stores With Ads	Wtd Avg Price	Stores With Ads	Wtd Avg Price	Stores With Ads	Wtd Avg Price
Hemp Protein		16 oz package	31	19.99	31	19.99	101	15.14
Hemp Seeds-Shelled		8 oz package	100	8.30	237	8.63	101	9.38
Hemp Seeds-Shelled		16 oz package	84	17.51			30	16.99

**ORGANIC**

Hemp (Seeds) Oil		4 oz	31	8.99	31	8.99	31	8.99
Hemp Protein		16 oz package	53	14.49	166	20.28	53	19.99
Hemp Seeds-Shelled		7 oz package	84	11.99	84	11.99	31	9.99
Hemp Seeds-Shelled		12 oz package	31	14.99	71	12.45	180	14.00
Hemp Seeds-Shelled		16 oz package	31	14.99	31	14.99	84	17.51

**SEASONAL ITEMS**

Commodity	Variety	Unit	THIS WEEK		LAST WEEK		LAST YEAR	
			Stores With Ads	Wtd Avg Price	Stores With Ads	Wtd Avg Price	Stores With Ads	Wtd Avg Price
Chayote		per pound	145	0.74			30	1.01
Chayote		each	129	0.52	140	0.63	189	0.46
Daffodil		bunched 10s	259	3.85	655	2.51	143	2.29
Potted Plants	Chrysanthemum	6 inch pot	133	12.34				
Rose, Hybrid Tea		bunched 12s	595	11.16	153	9.99	282	11.51
Tulips		bunched 10s	577	7.70	2,205	7.79	552	6.56



### REGIONAL DETAILS

Commodity Variety	Unit	NORTHEAST U.S.				SOUTHEAST U.S.				MIDWEST U.S.			
		Price Range	Stores with Ads	Wtd Avg Price	% Marked Local	Price Range	Stores with Ads	Wtd Avg Price	% Marked Local	Price Range	Stores with Ads	Wtd Avg Price	% Marked Local
<b>FRUITS</b>													
Apples Braeburn	per pound									0.99-1.19	24	1.06	
Apples Fuji	per pound	1.67-1.79	769	1.71		0.69-1.99	17	1.84		0.79-1.79	899	1.45	
Apples Fuji	3 lb bag									3.99	23	3.99	
Apples Fuji	2 lb bag	2.50	255	2.50									
Apples Gala	per pound	1.49-2.49	361	1.85		0.69-1.99	19	1.82		0.69-1.79	546	1.60	
Apples Gala	3 lb bag	3.00-3.99	133	3.44		2.99-3.99	724	3.80		2.99-4.99	60	3.87	
Apples Gala	5 lb bag	4.99	22	4.99		4.99	220	4.99					
Apples Gala	2 lb bag	2.50	341	2.50		2.99	8	2.99					
Apples Golden Delicious	per pound	1.49	38	1.49		0.69-1.69	31	1.54		0.69-1.69	59	1.49	
Apples Golden Delicious	3 lb bag	2.50-2.99	73	2.88	78	2.99-3.99	33	3.52					
Apples Golden Delicious	5 lb bag					4.99	16	4.99					
Apples Granny Smith	per pound	1.49-1.99	297	1.76		1.49-1.99	30	1.86		0.99-1.69	505	1.34	
Apples Granny Smith	5 lb bag					3.99	24	3.99					
Apples Honeycrisp	per pound	1.99-3.99	30	3.29						1.68-2.69	707	2.29	
Apples Honeycrisp	3 lb bag									3.99-6.99	29	5.30	
Apples Honeycrisp	2 lb bag	2.99	80	2.99									
Apples Jonagold	per pound					0.69	2	0.69		0.69	12	0.69	
Apples Jonagold	3 lb bag	2.99	57	2.99	100								
Apples McIntosh	per pound	0.99-1.67	239	1.46		0.69-1.69	19	1.51		0.69-0.99	24	0.84	
Apples McIntosh	3 lb bag	3.00	21	3.00		3.49	11	3.49		3.99	23	3.99	
Apples McIntosh	2 lb bag	2.50	341	2.50									
Apples Pink Lady/Cripps Pink	per pound	1.29-1.99	93	1.51		1.25-2.49	513	2.37		0.99-1.69	349	1.24	
Apples Pink Lady/Cripps Pink	3 lb bag	3.29	340	3.29		3.29-4.98	559	3.89		3.29	647	3.29	
Apples Pink Lady/Cripps Pink	2 lb bag	2.50	255	2.50									
Apples Red Delicious	per pound	1.29-1.99	38	1.73		0.69-1.69	44	1.37		0.69-1.69	285	1.10	
Apples Red Delicious	3 lb bag	2.50-3.00	37	2.78		2.99-3.99	559	3.88		2.99-3.99	68	3.67	
Apples Red Delicious	2 lb bag	2.50	341	2.50									
Apples, Processed Juice	64 oz (1/2 gallon)	1.89-3.00	707	2.39		1.00-3.00	233	1.73		0.99-2.50	833	2.02	
Apples, Processed Juice	128 oz (1 gallon)	4.99-5.99	102	5.54		4.99-5.59	222	5.58					

Wtd Avg - Simple weighted average



Commodity Variety	Unit	NORTHEAST U.S.				SOUTHEAST U.S.				MIDWEST U.S.			
		Price Range	Stores with Ads	Wtd Avg Price	% Marked Local	Price Range	Stores with Ads	Wtd Avg Price	% Marked Local	Price Range	Stores with Ads	Wtd Avg Price	% Marked Local
Avocados Hass	each	0.89-1.67	113	1.16		0.89-1.67	1,785	1.10		0.69-1.50	741	1.16	
Avocados Various Greenskin Varieties	each	2.50	8	2.50		2.00	453	2.00					
Bananas	per pound	0.59	2	0.59		0.39	46	0.39		0.89	27	0.89	
Blueberries	6 oz package					2.50-3.34	756	3.20		1.66-3.99	43	2.62	
Blueberries	1 pint package	2.00-3.99	913	2.67		2.50-3.99	259	3.33		2.50-3.99	417	2.92	
Blueberries	18 oz package	4.99	22	4.99		4.99	220	4.99					
Cantaloups	each	1.99-3.50	667	2.87		0.88-3.99	1,301	2.70		1.99-3.99	971	2.84	
Cantaloups	per pound									0.77	30	0.77	
Cherries Red Varieties	per pound					4.99	8	4.99					
Clementines	3 lb bag	3.99-5.99	196	5.19		4.98-6.99	299	5.99		3.49-6.00	544	5.11	
Clementines	2 lb bag	2.49-4.99	334	4.64		4.99	7	4.99		4.99	116	4.99	
Grapefruit Red	each	0.60-1.50	653	1.26		1.00	2	1.00		1.25-2.50	30	1.79	
Grapefruit Red	5 lb bag	4.99	182	4.99									
Grapes Black Seedless	per pound	1.79-3.79	769	2.68		0.99-3.79	700	2.84		1.29-2.49	322	1.80	
Grapes Red Globe	per pound					1.88-2.99	563	2.66		1.99	12	1.99	
Grapes Red Seedless	per pound	1.28-3.99	2,163	2.31		1.29-3.79	2,410	2.26		0.79-2.99	1,149	1.99	
Grapes White Seedless Type	per pound	1.39-3.99	1,479	2.20		1.39-3.79	1,346	2.35		1.39-3.49	1,699	2.25	
Honeydews	each	0.99-4.99	177	4.30		3.34-4.99	348	4.23		4.99-5.00	202	4.99	
Kiwifruit Hayward	each	0.33-0.75	178	0.49		0.33-0.59	1,279	0.34		0.33-0.66	53	0.51	
Lemons	each	0.25-0.99	678	0.62		0.40-0.78	717	0.66		0.25-0.79	286	0.65	
Lemons	per pound									0.89	8	0.89	
Lemons	2 lb bag	3.99	303	3.99		3.49-3.97	135	3.86		2.49-3.99	99	2.82	
Limes	each									0.89	29	0.89	
Mangoes	each	0.89-2.00	787	1.17		0.89-1.67	2,902	1.15		0.50-1.50	101	1.20	
Misc Berries Blackberries	5.6 - 6 oz package	1.67-3.50	1,279	2.69		1.50-3.99	3,457	2.62		0.99-3.99	733	2.30	
Nectarines Various White Flesh Varieties	per pound	1.99	64	1.99						2.99	42	2.99	
Nectarines Various Yellow Flesh Varieties	per pound	1.99-2.99	721	2.39		0.97-2.99	1,936	2.50		0.97-2.99	298	2.39	
Oranges Navel	each	0.40-1.67	957	1.08		0.50-1.25	482	0.74		0.99-1.50	333	1.21	
Oranges Navel	per pound	1.29-1.67	174	1.62		1.25-1.48	152	1.28		0.99-2.99	279	1.84	
Oranges Navel	3 lb bag	3.99	6	3.99		3.48-5.49	740	5.03		2.99-3.99	68	3.73	
Oranges Navel	4 lb bag	3.99-5.99	449	5.24		4.98-5.99	238	5.07		3.49-5.99	352	4.39	

Wtd Avg - Simple weighted average



Commodity Variety	Unit	NORTHEAST U.S.				SOUTHEAST U.S.				MIDWEST U.S.			
		Price Range	Stores with Ads	Wtd Avg Price	% Marked Local	Price Range	Stores with Ads	Wtd Avg Price	% Marked Local	Price Range	Stores with Ads	Wtd Avg Price	% Marked Local
Oranges Navel	8 lb bag									6.99	152	6.99	
Oranges Valencia	4 lb bag					2.99-3.98	48	3.03					
Papaya Maradol/Tainung Types	per pound	1.29-1.49	60	1.43		0.68-1.49	473	1.46		0.69-0.99	34	0.84	
Peaches Various White Flesh Varieties	per pound	0.99	64	0.99						2.99	42	2.99	
Peaches Various Yellow Flesh Varieties	per pound	1.99-2.99	721	2.39		0.97-2.99	1,952	2.50		0.97-2.99	298	2.39	
Pears Bartlett	per pound	1.49-1.99	148	1.89		1.99	220	1.99		0.98-1.99	287	1.78	
Pears Bosc	per pound	0.97-1.99	189	1.13						0.98-1.69	37	1.41	
Pears D'Anjou	per pound	0.97-1.99	462	1.62		1.69-1.99	582	1.92		0.98-1.88	83	1.52	
Pineapples	each	1.69-3.99	1,390	2.44		1.69-3.49	2,731	2.25		1.69-3.99	1,585	2.21	
Plums	per pound	2.49-2.99	47	2.72		1.98-1.99	48	1.99					
Plums Interspecific Type	per pound	2.99	298	2.99		2.99	1,355	2.99					
Raspberries Red	6 oz package	2.50-3.50	742	3.22		1.50-3.99	2,261	3.04		0.99-3.99	714	2.30	
Strawberries	1 lb package	1.99-4.99	930	2.91		1.49-3.99	2,909	2.46		1.47-3.99	908	2.69	
Strawberries	2 lb package	5.99-6.99	605	6.30		5.79-6.99	468	5.83		5.99	43	5.99	
Tangerines	per pound	1.99-3.99	78	3.78		2.50-3.99	57	3.18		1.48-3.99	68	2.47	
Tangerines	5 lb package	5.99	210	5.99						5.49-7.99	310	6.49	
Tangerines	3 lb bag	4.88-6.99	37	5.94		3.78-6.49	673	6.13		3.99-5.99	220	5.00	
Tangerines	2 lb bag	4.99-5.00	131	5.00		2.99	16	2.99		3.99	80	3.99	
Tangerines	each	3.00	8	3.00									
Tangelos	per pound	1.49	10	1.49						1.99	11	1.99	
Tangelos	each	0.80-1.50	35	1.06		0.80	220	0.80					
Tangelos	3 lb bag	3.99-4.99	28	4.67		3.99-5.99	1,603	4.43		4.99	6	4.99	
Watermelons Red Flesh Seedless Miniature	each	5.99	255	5.99		3.34-3.99	495	3.93					
Watermelons Red Flesh Seedless Type	each					5.99	8	5.99		7.99	13	7.99	
<b>FRUITS - ORGANIC</b>													
Apples Fuji	per pound	1.99-2.49	456	2.30									
Apples Fuji	2 lb bag	5.00	260	5.00		3.99-5.00	322	4.30		3.99	359	3.99	
Apples Gala	per pound	1.99-2.49	453	2.30		2.49	2	2.49					
Apples Gala	2 lb bag	5.00-5.49	282	5.04		2.51-5.49	582	4.63		3.99	359	3.99	

Wtd Avg - Simple weighted average



Commodity Variety	Unit	NORTHEAST U.S.				SOUTHEAST U.S.				MIDWEST U.S.			
		Price Range	Stores with Ads	Wtd Avg Price	% Marked Local	Price Range	Stores with Ads	Wtd Avg Price	% Marked Local	Price Range	Stores with Ads	Wtd Avg Price	% Marked Local
Apples Golden Delicious	per pound	2.29	415	2.29									
Apples Granny Smith	per pound	1.99-2.49	480	2.31		2.69	82	2.69		1.99	19	1.99	
Apples Granny Smith	2 lb bag									3.99-4.99	350	4.17	
Apples Honeycrisp	per pound									2.69	24	2.69	
Apples Honeycrisp	3 lb bag	6.99	79	6.99									
Apples Pink Lady/Cripps Pink	2 lb bag					3.99-4.29	279	4.19		3.99-4.99	89	4.18	
Apples Red Delicious	per pound	1.99-2.29	458	2.26									
Apples, Processed Juice	64 oz (1/2 gallon)					2.09	40	2.09					
Avocados Hass	each	2.49	22	2.49		2.00-2.49	302	2.36		2.00	11	2.00	
Bananas	per pound	0.99	134	0.99		0.89	82	0.89		0.89	137	0.89	
Blueberries	6 oz package	2.50-4.00	159	3.24		3.50-4.00	150	3.90		3.00-4.00	138	3.79	
Blueberries	1 pint package	4.99-5.99	294	5.03		3.20	40	3.20					
Grapefruit Red	each	2.00-2.50	169	2.10									
Lemons	each	0.80-1.00	87	0.82						0.75	24	0.75	
Lemons	2 lb bag	4.99	255	4.99						3.99-4.99	171	4.88	
Mangoes	each	1.67	6	1.67		1.67	31	1.67					
Misc Berries Blackberries	5.6 - 6 oz package	4.00-5.00	345	4.94		3.50-4.00	232	3.93		3.99-4.00	93	3.99	
Oranges Navel	each	2.00-2.50	162	2.02		1.00	220	1.00		1.50	7	1.50	
Oranges Navel	per pound	1.29	5	1.29						1.77-1.99	18	1.87	
Oranges Navel	3 lb bag	4.99	80	4.99						3.99	88	3.99	
Oranges Navel	4 lb bag	5.99	6	5.99		5.99	2	5.99		5.99	12	5.99	
Oranges Valencia	each	1.00	22	1.00									
Oranges Valencia	4 lb bag					3.99	31	3.99					
Pears Bartlett	per pound	1.59-2.49	48	2.40									
Pears D'Anjou	3 lb bag					2.62	40	2.62					
Pineapples	each	3.99	5	3.99									
Raspberries Red	6 oz package	4.00-5.00	351	4.94		3.99-4.00	201	4.00		3.99-4.00	93	3.99	
Strawberries	1 lb package	3.99-5.99	527	5.69		3.00-4.99	105	3.43		2.50-3.99	267	2.89	
Tangerines	2 lb bag	5.99	8	5.99		4.99	117	4.99					
<b>ONIONS AND POTATOES</b>													
Onions, Dry Red	per pound	0.99	74	0.99		0.99-1.79	973	1.00		1.88	192	1.88	
Onions, Dry	per pound									0.99-	201	1.84	

Wtd Avg - Simple weighted average



Commodity Variety	Unit	NORTHEAST U.S.				SOUTHEAST U.S.				MIDWEST U.S.			
		Price Range	Stores with Ads	Wtd Avg Price	% Marked Local	Price Range	Stores with Ads	Wtd Avg Price	% Marked Local	Price Range	Stores with Ads	Wtd Avg Price	% Marked Local
White										1.88			
Onions, Dry White	2 lb bag									2.99	11	2.99	
Onions, Dry Yellow	per pound					1.29-1.99	16	1.77		0.69-0.79	14	0.73	
Onions, Dry Yellow	2 lb bag	0.98-1.99	527	1.39		1.69	16	1.69		0.99-2.99	329	2.34	
Onions, Dry Yellow	3 lb bag	1.49-2.99	427	2.36		1.49-2.99	1,194	2.07		1.69-2.79	201	1.84	
Onions, Dry Yellow	5 lb bag									2.99-4.49	58	4.23	
Onions, Dry Yellow Marked Sweet	per pound	0.99-2.99	336	1.57		0.98-1.49	422	1.31		0.88-1.49	246	1.20	
Onions, Dry Yellow Marked Sweet	3 lb bag					2.98-3.48	504	3.00		3.48	9	3.48	
Potatoes Round Red	per pound	0.99-1.49	336	1.24		0.69-0.88	65	0.78		0.79-0.99	60	0.84	
Potatoes Round Red	3 lb bag					2.98-3.00	83	2.99		1.99-2.50	17	2.26	
Potatoes Round Red	5 lb bag	1.99-3.99	378	2.81		2.50-3.99	1,929	3.73		1.99-3.50	725	3.24	3
Potatoes Round White	per pound	1.49	6	1.49						0.99	8	0.99	
Potatoes Round White	5 lb bag	2.49-3.49	132	3.04		2.50-3.49	107	2.70					
Potatoes Russet	per pound	0.99-1.29	271	1.27		0.59-0.99	62	0.71		0.79-0.99	46	0.90	
Potatoes Russet	3 lb bag	1.00	7	1.00		1.00	15	1.00		1.67-1.99	34	1.88	
Potatoes Russet	5 lb bag	2.49-3.99	516	3.01		2.49-3.79	1,867	2.94		1.29-2.99	456	2.50	
Potatoes Russet	10 lb bag	5.99	26	5.99		4.49-5.99	171	5.77		1.99	15	1.99	
Potatoes Russet	8 lb bag	2.99	22	2.99		2.99-4.98	420	3.94		2.49-5.29	252	5.08	
Potatoes Yellow Type	per pound	0.99	10	0.99		0.88	31	0.88		0.79	14	0.79	
Potatoes Yellow Type	3 lb bag	3.99-5.99	108	4.40		3.00-5.99	236	5.79		2.49	7	2.49	
Potatoes Yellow Type	5 lb bag	1.99-4.79	228	2.81		2.98-4.79	230	4.71		2.50-3.00	160	2.84	
Potatoes Yellow Type	10 lb bag									3.69	8	3.69	
<b>ONIONS AND POTATOES - ORGANIC</b>													
Onions, Dry Yellow	2 lb bag					2.02	40	2.02					
Onions, Dry Yellow	3 lb bag	2.99-3.99	50	3.85									
Onions, Dry Yellow Marked Sweet	per pound	1.69	8	1.69									
Potatoes Round Red	3 lb bag	3.99	255	3.99						4.99	233	4.99	
Potatoes Russet	3 lb bag	3.99	255	3.99						3.49	6	3.49	
Potatoes Yellow Type	3 lb bag	3.99	255	3.99		3.74	40	3.74					
<b>VEGETABLES</b>													
Artichokes	each	2.00-2.99	38	2.46		1.25	8	1.25		0.99	186	0.99	

Wtd Avg - Simple weighted average



Commodity Variety	Unit	NORTHEAST U.S.				SOUTHEAST U.S.				MIDWEST U.S.			
		Price Range	Stores with Ads	Wtd Avg Price	% Marked Local	Price Range	Stores with Ads	Wtd Avg Price	% Marked Local	Price Range	Stores with Ads	Wtd Avg Price	% Marked Local
Asparagus Green	per pound	1.89-3.99	545	2.68		2.49-3.49	306	2.74		0.97-3.99	1,006	1.83	
Beans Round Green Type	per pound	0.99-1.99	223	1.34		1.49-1.69	116	1.64		0.79-2.49	312	1.39	
Broccoli	per pound									0.98-1.59	15	1.26	
Broccoli	per bunch	1.50-2.00	345	1.67		2.50	1,135	2.50		0.99-2.50	108	1.53	
Broccoli Baby Hybrid Type	per pound	2.49	80	2.49									
Broccoli Baby Hybrid Type	per bunch	2.99	79	2.99									
Broccoli Crown Cut	per pound	0.99-2.49	587	1.49		1.49-2.48	490	1.97		0.79-1.99	643	1.77	
Brussels Sprouts	per pound	0.99-2.99	145	1.92						0.99-1.99	379	1.37	
Beets	per bunch	2.99	18	2.99									
Cabbage Round Green Type	per pound	0.19-0.79	1,169	0.42		0.19-0.69	3,771	0.45		0.25-0.79	1,145	0.61	2
Carrots	per pound	0.69	28	0.69						0.48	8	0.48	
Carrots	1 lb bag	0.99-1.50	125	1.10		1.50	22	1.50					
Carrots	2 lb bag	1.67-1.99	145	1.71		1.50-1.69	201	1.68		1.19-2.50	946	1.77	
Carrots	per bunch	1.99-3.00	130	2.28						1.50	6	1.50	
Carrots Baby Peeled	1 lb bag	1.00-2.00	632	1.51		1.00-2.99	73	1.59		0.88-2.00	619	1.48	
Carrots Baby Peeled	2 lb bag	1.59	74	1.59		1.59-1.99	1,165	1.66		1.50-2.99	750	2.29	
Cauliflower	each	2.99-3.99	1,173	3.23		2.28-3.99	477	2.95		2.50-2.99	363	2.91	
Cauliflower	per pound									0.99-1.59	101	1.15	
Celery	each	1.29-3.00	454	1.52		1.29-2.99	442	1.38		0.99-1.99	764	1.33	1
Celery Hearts	each	2.29-3.49	120	2.93		1.98	42	1.98		2.49-2.99	38	2.74	
Cilantro	per bunch	0.79-1.50	32	1.32		1.39	957	1.39		0.33-0.50	41	0.44	
Corn-Sweet	each	0.60-0.80	262	0.79		0.67-1.00	94	0.71		0.44-3.49	67	1.30	
Cucumbers	each	0.67-0.79	140	0.69		0.59-1.00	140	0.72		0.67-1.00	248	0.90	
Cucumbers	per pound									0.48	8	0.48	
Cucumbers Long Seedless-Greenhouse	each	0.75-2.50	633	1.59		0.99-1.67	1,918	1.52		0.79-2.00	852	1.11	
Eggplant	per pound	0.99-1.79	267	1.44		0.50-1.79	38	0.62		0.99	9	0.99	
Eggplant	each					1.19	34	1.19					
Garlic	per sleeve	1.98	2	1.98									
Greens Collard	per bunch					2.77-4.39	141	3.02	48				
Greens Collard	per pound	0.99	9	0.99									
Greens Kale	per pound	0.99	9	0.99									
Lettuce, Iceberg	each	0.99-2.00	247	1.35		0.79-1.79	187	1.37		1.39-1.79	99	1.63	



Commodity Variety	Unit	NORTHEAST U.S.				SOUTHEAST U.S.				MIDWEST U.S.			
		Price Range	Stores with Ads	Wtd Avg Price	% Marked Local	Price Range	Stores with Ads	Wtd Avg Price	% Marked Local	Price Range	Stores with Ads	Wtd Avg Price	% Marked Local
Lettuce, Other Green Leaf	each	2.00	21	2.00						1.50	192	1.50	
Lettuce, Other Red Leaf	each	2.00	21	2.00						1.50	192	1.50	
Lettuce, Romaine	each	1.69	43	1.69						1.50	192	1.50	
Lettuce, Romaine	3 count package	2.99	64	2.99									
Lettuce, Romaine Hearts	3 count package	2.49-3.69	745	3.18		2.98-3.99	741	3.00		3.00	18	3.00	
Mushrooms Portobella	per pound	3.99	6	3.99									
Mushrooms Portobella	8 oz package	1.67-2.00	275	1.99						2.50	17	2.50	
Mushrooms Portobella	6 oz package	3.39-4.49	109	4.12									
Mushrooms White	8 oz package	1.67-2.50	495	2.04		1.50-2.00	138	1.76		2.00-2.50	162	2.18	
Onions Green	per bunch	0.50-0.79	343	0.75		0.68-1.50	422	1.23		0.33-0.99	139	0.79	
Peppers, Bell Type Green	per pound	0.99-2.49	131	1.63		0.78-1.48	36	0.82		1.29-1.79	90	1.37	
Peppers, Bell Type Green	each	0.50-1.00	331	0.99		0.50-1.00	185	0.74		0.69-1.00	298	0.78	
Peppers, Bell Type Orange	per pound	2.99-3.99	370	3.25						1.39-3.99	27	2.85	
Peppers, Bell Type Orange	each	1.67	22	1.67		0.98-1.67	1,167	1.35		0.89-1.50	603	1.04	
Peppers, Bell Type Orange-Greenhouse	per pound	2.99	8	2.99									
Peppers, Bell Type Orange-Greenhouse	each	1.25	415	1.25									
Peppers, Bell Type Red	per pound	0.99-3.99	562	2.87						0.99-3.99	62	1.86	
Peppers, Bell Type Red	each	1.66-1.67	289	1.66		0.89-1.67	1,183	1.34		0.79-1.50	819	1.03	
Peppers, Bell Type Red-Greenhouse	per pound	2.99	8	2.99									
Peppers, Bell Type Red-Greenhouse	each	1.25	415	1.25		2.00	14	2.00					
Peppers, Bell Type Yellow	per pound	2.99-3.99	370	3.25						1.39-3.99	27	2.85	
Peppers, Bell Type Yellow	each	1.67	22	1.67		0.98-1.67	1,167	1.35		0.89-1.50	603	1.04	
Peppers, Bell Type Yellow-Greenhouse	per pound	2.99	8	2.99									
Peppers, Bell Type Yellow-Greenhouse	each	1.25	415	1.25		2.00	14	2.00					
Peppers, Other Jalapeno	per pound	1.29	74	1.29		1.29	973	1.29		0.69-1.66	85	1.23	
Peppers, Other Mixed Mini Sweet Types	1 lb package	1.99-3.49	257	2.90		2.38-2.50	238	2.49		1.50-2.99	499	2.79	
Peppers, Other Serrano	per pound									0.98-1.39	24	1.19	
Radishes	per bunch									0.50-0.99	94	0.92	
Radishes	1 lb bag	1.99	255	1.99		1.50	10	1.50		1.29	12	1.29	
Salad Mixed Types	1 lb bag	4.49	22	4.49									
Salad Mixed Types	10 - 12 oz package	2.00-3.99	786	3.04		1.25-4.99	156	2.91		1.29-3.00	425	2.31	
Salad Mixed Types	5 - 9 oz package	1.99-3.34	855	3.05		1.99-3.50	383	3.21		2.00-3.33	794	2.81	28

Wtd Avg - Simple weighted average



Commodity Variety	Unit	NORTHEAST U.S.				SOUTHEAST U.S.				MIDWEST U.S.			
		Price Range	Stores with Ads	Wtd Avg Price	% Marked Local	Price Range	Stores with Ads	Wtd Avg Price	% Marked Local	Price Range	Stores with Ads	Wtd Avg Price	% Marked Local
Spinach	per bunch	3.00	10	3.00						0.99	15	0.99	
Spinach Flat, Baby Type	10 oz package					1.99-3.00	20	2.90					
Spinach Flat, Baby Type	8 oz package					1.99	2	1.99					
Spinach Flat, Baby Type	9 oz package					1.99	2	1.99					
Spinach Flat, Baby Type	5 - 6 oz package	3.50	16	3.50		3.50	220	3.50					
Squash Acorn	per pound	0.79-1.29	17	1.03									
Squash Butternut	per pound	0.79-1.29	14	1.08									
Squash Grey	per pound									0.79	15	0.79	
Squash Spaghetti	per pound	1.29	8	1.29									
Squash Yellow Crookneck/Straightneck	per pound	0.99-2.49	144	1.54		0.98-1.99	197	1.50		0.99-1.99	539	1.53	3
Squash Zucchini	per pound	0.99-2.49	651	1.44		0.98-1.99	574	1.43		0.99-1.99	575	1.50	3
Sweet Potatoes	per pound	0.69-1.29	539	1.02		0.69-0.89	101	0.81		0.79-0.99	113	0.95	
Tomatoes	per pound	0.88-1.99	492	1.59		0.98-1.99	1,208	1.97		0.69-1.99	87	1.47	
Tomatoes Vine Ripe - Heirloom Varieties	per pound									4.99	11	4.99	
Tomatoes Vine Ripe - Heirloom Varieties-Greenhouse	per pound					0.99	10	0.99					
Tomatoes Vine Ripes	per pound	0.99-2.49	223	1.69		0.98-1.99	1,371	1.63		0.69-2.59	303	1.89	
Tomatoes Vine Ripes-Greenhouse	per pound	1.59-2.49	111	1.81		1.59	957	1.59		1.29-1.99	79	1.70	
Tomatoes Vine Ripes, On The Vine-Greenhouse	per pound	0.99-3.50	1,057	1.83		1.00-1.99	1,235	1.70		0.88-2.98	1,088	2.00	27
Tomatoes, Cherry	1 pint package									3.00	18	3.00	
Tomatoes, Grape Type	1 pint package	1.67-3.00	307	2.33		1.49-3.00	1,500	2.05		1.25-2.00	257	1.33	
Tomatoes, Grape Type	10 oz package	2.50	154	2.50		3.00	10	3.00		1.49-2.50	52	2.19	
Tomatoes, Plum Type Roma	per pound	0.99-1.99	118	1.34		0.58-1.29	119	0.80		0.68-1.99	882	1.01	
Tomatillos	per pound									0.69-0.99	77	0.78	
Vegetables Other Cactus Leaf (Nopales)	per pound									0.59-0.88	58	0.75	
<b>VEGETABLES - ORGANIC</b>													
Artichokes	each	2.50	6	2.50									
Asparagus Green	per pound	2.99-4.49	145	3.57		3.49-3.99	309	3.85		3.49	61	3.49	
Broccoli	per bunch	3.99	189	3.99		3.00	220	3.00					
Broccoli Crown Cut	per pound	3.00	22	3.00						4.49	11	4.49	

Wtd Avg - Simple weighted average



Commodity Variety	Unit	NORTHEAST U.S.				SOUTHEAST U.S.				MIDWEST U.S.			
		Price Range	Stores with Ads	Wtd Avg Price	% Marked Local	Price Range	Stores with Ads	Wtd Avg Price	% Marked Local	Price Range	Stores with Ads	Wtd Avg Price	% Marked Local
Brussels Sprouts	per pound	4.99	5	4.99									
Cabbage Round Green Type	per pound	0.89-1.99	306	1.05		0.89-0.99	167	0.94		0.89	61	0.89	
Carrots	per pound	0.99	22	0.99									
Carrots	1 lb bag	1.29	49	1.29		0.99	220	0.99		1.29	16	1.29	
Carrots	2 lb bag									2.29	1	2.29	
Carrots	per bunch	2.00-3.00	68	2.41		2.00-3.00	91	2.02		2.00	61	2.00	
Carrots Baby Peeled	1 lb bag	1.50-2.00	89	1.54		1.09-1.50	73	1.28		1.50-4.00	244	2.31	
Carrots Baby Peeled	2 lb bag									2.29	7	2.29	
Cauliflower	each	4.39	5	4.39									
Celery	each	2.29-3.99	221	2.65		3.00	2	3.00		1.49-2.49	396	2.22	
Celery Hearts	each	2.50-3.99	97	3.07		2.50	220	2.50		2.99	20	2.99	
Cilantro	per bunch	1.99	8	1.99									
Cucumbers Long Seedless-Greenhouse	each					1.98	31	1.98					
Eggplant	per pound									1.29	7	1.29	
Garlic	per sleeve					2.00	220	2.00					
Greens Collard	per bunch									0.99-2.50	20	1.59	
Greens Kale	per bunch	1.99-2.50	56	2.44						1.50-2.50	20	1.90	
Greens Mustard	per bunch									2.50	8	2.50	
Lettuce, Romaine Hearts	3 count package	2.99-4.99	206	3.67		2.34-3.99	118	3.43		2.99-3.49	50	3.14	
Mushrooms Portobella	8 oz package									2.99	23	2.99	
Mushrooms Portobella	6 oz package	3.99-4.99	28	4.24		3.99	2	3.99					
Mushrooms White	8 oz package	2.49-3.99	110	3.20		2.50	82	2.50		1.99-2.50	255	2.02	
Onions Green	per bunch	0.99-1.29	56	1.10									
Peppers, Bell Type Green	per pound	2.99	6	2.99									
Peppers, Bell Type Green	each	0.99	74	0.99		0.99	957	0.99		0.99	19	0.99	
Peppers, Bell Type Orange	per pound	2.99-3.69	117	3.03		2.99	89	2.99		2.99	61	2.99	
Peppers, Bell Type Orange	each					1.50	31	1.50					
Peppers, Bell Type Red	per pound	2.99-3.69	117	3.03		2.99	89	2.99		2.99	61	2.99	
Peppers, Bell Type Red	each					1.50	31	1.50					
Peppers, Bell Type Yellow	per pound	2.99-3.69	117	3.03		2.99	89	2.99		2.99	61	2.99	
Peppers, Bell Type Yellow	each					1.50	31	1.50					
Peppers, Other Mixed Mini Sweet Types	1 lb package									1.50	12	1.50	

Wtd Avg - Simple weighted average



Commodity Variety	Unit	NORTHEAST U.S.				SOUTHEAST U.S.				MIDWEST U.S.			
		Price Range	Stores with Ads	Wtd Avg Price	% Marked Local	Price Range	Stores with Ads	Wtd Avg Price	% Marked Local	Price Range	Stores with Ads	Wtd Avg Price	% Marked Local
Salad Mixed Types	1 lb bag	3.99	80	3.99		5.49	78	5.49					
Salad Mixed Types	10 - 12 oz package	5.00-5.99	501	5.10						4.99-5.99	109	5.23	
Salad Mixed Types	5 - 9 oz package	2.50-4.99	1,115	3.58		2.99-3.99	497	3.45		2.99-3.99	638	3.36	
Spinach Flat, Baby Type	5 - 6 oz package	2.50	267	2.50		2.24	40	2.24					
Sweet Potatoes	per pound	1.99	7	1.99									
Tomatoes	per pound	2.49	57	2.49		3.49	1,135	3.49					
Tomatoes Vine Ripes	per pound	3.99	8	3.99		1.98	31	1.98					
Tomatoes Vine Ripes-Greenhouse	per pound	3.99	8	3.99									
Tomatoes Vine Ripes, On The Vine-Greenhouse	per pound	1.99-3.99	14	3.13						1.99	69	1.99	
Tomatoes, Cherry	1 pint package									1.25	7	1.25	
Tomatoes, Grape Type	1 pint package	2.00-3.50	355	3.04		3.00	82	3.00		1.25-3.99	510	2.46	
Tomatoes, Grape Type	10 oz package					3.00	396	3.00		2.50-3.00	351	2.76	
Tomatoes, Plum Type Roma	per pound	2.29	22	2.29		2.29	220	2.29					
<b>OTHER SPECIALTY CROPS ITEMS</b>													
Hemp Protein	16 oz package					19.99	31	19.99					
Hemp Seeds-Shelled	8 oz package					8.49	31	8.49		3.99	16	3.99	
Hemp Seeds-Shelled	16 oz package					14.99	31	14.99					
<b>OTHER SPECIALTY CROPS ITEMS - ORGANIC</b>													
Hemp (Seeds) Oil	4 oz					8.99	31	8.99					
Hemp Seeds-Shelled	7 oz package					11.99	31	11.99					
Hemp Seeds-Shelled	12 oz package					14.99	31	14.99					
Hemp Seeds-Shelled	16 oz package					14.99	31	14.99					
<b>SEASONAL ITEMS</b>													
Chayote	each	0.67	21	0.67						0.50	6	0.50	
Daffodil	bunched 10s	3.99	179	3.99		3.99	43	3.99		2.99-3.00	37	2.99	
Potted Plants Chrysanthemum	6 inch pot									11.98-12.00	11	11.98	
Rose, Hybrid Tea	bunched 12s	9.99-14.99	284	11.88		8.98-10.98	126	10.09		9.99	11	9.99	
Tulips	bunched 10s	5.99-7.00	142	6.49						6.99-9.99	336	8.00	24

Wtd Avg - Simple weighted average



Commodity Variety	Unit	SOUTH CENTRAL U.S.				SOUTHWEST U.S.				NORTHWEST U.S.			
		Price Range	Stores with Ads	Wtd Avg Price	% Marked Local	Price Range	Stores with Ads	Wtd Avg Price	% Marked Local	Price Range	Stores with Ads	Wtd Avg Price	% Marked Local
<b>FRUITS</b>													
Apples Braeburn	per pound	1.19	16	1.19						1.49	23	1.49	
Apples Fuji	per pound	1.19-1.68	62	1.52		0.49-1.79	588	1.47		0.99-1.69	204	1.15	
Apples Fuji	3 lb bag	4.99	28	4.99									
Apples Fuji	2 lb bag	4.99	10	4.99									
Apples Gala	per pound	0.99-1.99	159	1.23		1.49-1.79	554	1.49		1.28	6	1.28	100
Apples Gala	3 lb bag	2.77-3.99	90	3.43									
Apples Granny Smith	per pound	1.49	47	1.49		0.69-0.99	104	0.76					
Apples Honeycrisp	per pound	1.99-2.69	351	2.60		2.59-2.99	542	2.82		1.48-2.99	92	2.73	70
Apples Pink Lady/Cripps Pink	per pound	1.25-2.49	154	1.65		1.19-1.29	9	1.20		0.99	36	0.99	100
Apples Pink Lady/Cripps Pink	3 lb bag	3.29	229	3.29									
Apples Red Delicious	per pound	0.98-1.47	87	1.05		0.79	11	0.79					
Apples Red Delicious	3 lb bag	3.99	49	3.99									
Apples, Processed Juice	64 oz (1/2 gallon)	1.50-2.50	422	1.81		1.25-2.50	1,414	1.64		1.69-3.00	125	2.30	
Apples, Processed Juice Marked Cider	64 oz (1/2 gallon)					1.50	13	1.50		2.00-3.00	28	2.18	
Avocados Hass	each	0.67-2.50	973	1.68		0.33-2.50	887	1.56		1.25-2.50	171	2.28	
Avocados Various Greenskin Varieties	each	2.00	49	2.00									
Bananas	per pound	0.48-0.49	96	0.49		0.39-0.59	70	0.56					
Blueberries	6 oz package	2.00-3.34	323	2.57		1.99-3.99	965	2.92		2.50-3.49	33	2.65	
Blueberries	1 pint package	1.88-2.98	145	2.10									
Blueberries	18 oz package	2.97	78	2.97						3.99	23	3.99	
Cantaloups	each	1.98-3.49	525	2.67		2.50-3.00	776	2.82		2.50-3.99	22	3.52	
Cantaloups	per pound					0.33-0.50	321	0.44		0.48-0.88	25	0.58	
Cherries Red Varieties	per pound	2.98	11	2.98									
Clementines	3 lb bag	3.98-5.99	43	4.91						5.98	6	5.98	
Clementines	2 lb bag	3.88-3.99	20	3.94									
Grapefruit Red	each	0.99	8	0.99						1.67	206	1.67	
Grapefruit Red	per pound					0.50	10	0.50					
Grapefruit Red	5 lb bag									6.99	206	6.99	

Wtd Avg - Simple weighted average



Commodity Variety	Unit	SOUTH CENTRAL U.S.				SOUTHWEST U.S.				NORTHWEST U.S.			
		Price Range	Stores with Ads	Wtd Avg Price	% Marked Local	Price Range	Stores with Ads	Wtd Avg Price	% Marked Local	Price Range	Stores with Ads	Wtd Avg Price	% Marked Local
Grapes Black Seedless	per pound	2.49-2.79	376	2.61		2.49-2.99	542	2.78		2.49-2.79	17	2.53	
Grapes Red Globe	per pound	2.79	49	2.79									
Grapes Red Seedless	per pound	1.79-3.00	1,233	2.42		0.97-3.99	2,134	2.40		1.59-3.49	460	2.90	
Grapes White Seedless Type	per pound	1.39-3.00	1,206	2.33		0.97-3.99	1,604	2.80		1.68-3.49	435	2.97	
Honeydews	each	4.99	40	4.99		3.00	190	3.00					
Kiwifruit Hayward	each					0.49-0.50	285	0.50		0.75-0.89	64	0.81	
Kiwifruit Hayward	1 lb bag									2.97	64	2.97	
Lemons	each	0.33-0.75	156	0.46		0.20-0.50	207	0.43		0.69-0.79	211	0.79	
Lemons	per pound					0.69-0.77	106	0.73					
Lemons	2 lb bag	1.97	41	1.97		2.99	171	2.99					
Limes	each					0.50	190	0.50		0.69	206	0.69	
Mangoes	each	0.33-1.50	756	0.84		0.20-1.89	760	1.02		0.79-2.00	133	1.33	
Mangoes	per pound					0.79	30	0.79					
Misc Berries Blackberries	5.6 - 6 oz package	0.99-4.00	849	2.35		1.47-3.99	1,456	2.90		1.47-3.50	112	2.91	
Misc Citrus Satsuma	per pound					2.99	152	2.99					
Nectarines Various White Flesh Varieties	per pound					1.99	96	1.99					
Nectarines Various Yellow Flesh Varieties	per pound	0.97-2.77	519	1.20		0.97-2.99	897	1.95		1.29	15	1.29	
Oranges Navel	each	0.33-1.29	163	0.70									
Oranges Navel	per pound	0.79-1.99	297	1.19		0.33-1.79	888	1.18		0.89-1.49	542	1.20	
Oranges Navel	3 lb bag	3.99-5.49	214	4.52									
Oranges Navel	4 lb bag	4.79-5.99	62	5.01		4.99-5.00	147	5.00					
Oranges Navel	8 lb bag									6.99	206	6.99	
Papaya Maradol/Tainung Types	per pound	0.79-1.49	185	1.00		0.50-1.25	147	0.84		0.98	8	0.98	
Papaya Solo Type	per pound					1.99	36	1.99					
Peaches Various White Flesh Varieties	per pound					1.99	96	1.99					
Peaches Various Yellow Flesh Varieties	per pound	0.97-2.77	566	1.27		0.97-2.99	633	1.93		1.29	15	1.29	
Pears Bartlett	per pound	1.99	11	1.99									
Pears Bosc	per pound	1.29-1.99	57	1.89						1.28-1.99	90	1.82	83
Pears D'Anjou	per pound	0.77-1.99	540	1.26		1.19-1.99	1,179	1.77		0.99-1.99	286	1.37	26
Pineapples	each	1.69-2.99	844	2.30		0.99-5.99	892	2.39		2.29-3.99	353	3.57	
Pineapples	per pound	0.50	68	0.50		0.50-1.29	300	0.76		0.89	5	0.89	

Wtd Avg - Simple weighted average



Commodity Variety	Unit	SOUTH CENTRAL U.S.				SOUTHWEST U.S.				NORTHWEST U.S.			
		Price Range	Stores with Ads	Wtd Avg Price	% Marked Local	Price Range	Stores with Ads	Wtd Avg Price	% Marked Local	Price Range	Stores with Ads	Wtd Avg Price	% Marked Local
Plums	per pound					2.99	8	2.99					
Raspberries Red	6 oz package	1.50-4.00	664	2.42		1.47-3.99	755	2.91		1.47-3.50	112	2.91	
Strawberries	1 lb package	1.67-3.59	1,101	2.65		0.47-4.49	887	1.94		2.50-3.99	189	2.67	
Strawberries	2 lb package	3.98-4.99	240	4.30		4.99-5.00	225	4.99					
Tangerines	per pound	1.49-3.99	270	2.66		0.50-3.99	502	3.06	5	1.78-2.99	229	2.88	
Tangerines	5 lb package	4.99-5.49	217	5.15						4.99-5.49	123	5.48	
Tangerines	3 lb bag	3.98-6.49	130	5.62		2.29-5.99	703	5.53	14	4.99-5.49	270	5.11	
Tangerines	2 lb bag	3.99-4.99	173	4.83		5.00	146	5.00					
Tangerines	each	0.25-0.44	28	0.32									
Tangelos	per pound					0.99-1.37	18	1.22		1.29-1.49	229	1.48	
Tangelos	each	0.89	11	0.89									
Tangelos	3 lb bag	5.49	49	5.49									
Watermelons Red Flesh Seedless Miniature	each	2.99-3.00	147	3.00		3.00	190	3.00		4.99	36	4.99	
Watermelons Red Flesh Seedless Miniature	per pound					0.79	5	0.79					
Watermelons Red Flesh Seedless Type	each	5.99	47	5.99									
<b>FRUITS - ORGANIC</b>													
Apples Fuji	per pound					1.49-1.99	552	1.99		2.49	206	2.49	
Apples Fuji	2 lb bag	3.99	346	3.99		3.99	225	3.99		3.99	15	3.99	
Apples Gala	per pound					1.49-1.99	547	1.99		2.49	206	2.49	
Apples Gala	2 lb bag	3.99	346	3.99		3.99	377	3.99		3.99	15	3.99	
Apples Granny Smith	per pound					1.49	1	1.49					
Apples Granny Smith	2 lb bag	3.99-4.98	66	4.26		3.99	254	3.99		3.99	15	3.99	
Apples Honeycrisp	per pound	3.29-3.49	280	3.38		2.99	309	2.99		3.29	2	3.29	
Apples Pink Lady/Cripps Pink	per pound									2.49	206	2.49	
Apples Pink Lady/Cripps Pink	2 lb bag	3.99	298	3.99		3.99	123	3.99					
Avocados Hass	each	1.50	111	1.50		1.67	317	1.67					
Bananas	per pound					0.99	260	0.99					
Blueberries	6 oz package	3.49-4.00	341	3.80		3.50-3.99	175	3.52		2.98-4.99	54	4.28	
Grapefruit Red	per pound									2.49	7	2.49	
Lemons	each					0.50-0.88	12	0.63		1.00	3	1.00	

Wtd Avg - Simple weighted average



Commodity Variety	Unit	SOUTH CENTRAL U.S.				SOUTHWEST U.S.				NORTHWEST U.S.			
		Price Range	Stores with Ads	Wtd Avg Price	% Marked Local	Price Range	Stores with Ads	Wtd Avg Price	% Marked Local	Price Range	Stores with Ads	Wtd Avg Price	% Marked Local
Lemons	per pound	2.49	10	2.49									
Lemons	2 lb bag									4.99	185	4.99	
Mangoes	each	1.67-1.99	277	1.88		1.67-1.99	160	1.70		2.50-3.00	32	2.67	
Misc Berries Blackberries	5.6 - 6 oz package	3.50-3.99	282	3.82		3.50	146	3.50					
Oranges Navel	per pound									1.79-2.49	217	1.83	
Oranges Navel	3 lb bag	4.79	45	4.79									
Oranges Navel	4 lb bag	6.99	40	6.99									
Oranges Valencia	4 lb bag	3.98	99	3.98		3.98	146	3.98					
Pears Bartlett	per pound									1.99	11	1.99	
Raspberries Red	6 oz package	3.99	183	3.99									
Strawberries	1 lb package	2.50-3.99	284	2.93		3.50-4.99	841	4.43		2.50-3.98	5	3.39	
Tangerines	2 lb bag					3.99-5.49	644	4.73					

**ONIONS AND POTATOES**

Onions, Dry Red	per pound	1.88	40	1.88		1.19-1.29	16	1.26					
Onions, Dry White	per pound	0.89-1.88	125	1.22		0.50-1.89	247	1.32		0.68	8	0.68	
Onions, Dry White	2 lb bag	2.38-2.99	298	2.56		1.99	317	1.99		2.29	2	2.29	
Onions, Dry Yellow	per pound	0.69-1.77	83	1.25		0.25-0.99	24	0.64		2.49	28	2.49	
Onions, Dry Yellow	2 lb bag					0.99	45	0.99					
Onions, Dry Yellow	3 lb bag	1.69-2.49	25	2.05						1.79	146	1.79	
Onions, Dry Yellow Marked Sweet	per pound	0.50-1.49	301	1.00						0.99-1.49	40	1.20	
Onions, Dry Yellow Marked Sweet	2 lb bag					2.49	9	2.49					
Onions, Dry Yellow Marked Sweet	3 lb bag	2.99	49	2.99									
Potatoes Round Red	per pound	0.88-0.99	315	0.96		0.49-0.99	365	0.81		0.58-0.79	157	0.78	
Potatoes Round Red	3 lb bag					2.49	12	2.49					
Potatoes Round Red	5 lb bag	2.50-3.99	537	3.31		1.97-2.39	46	2.29		1.97-3.00	63	2.44	
Potatoes Round White	per pound	0.99	10	0.99		0.98	146	0.98					
Potatoes Round White	3 lb bag					2.49	12	2.49					
Potatoes Russet	per pound	0.69-0.99	200	0.83		0.49-0.99	210	0.96		0.69	156	0.69	94
Potatoes Russet	5 lb bag	1.48-3.50	651	2.38						1.48-3.00	123	2.05	
Potatoes Russet	10 lb bag	3.48	12	3.48		1.79-3.29	161	2.34					
Potatoes Russet	8 lb bag					1.99	10	1.99					
Potatoes Yellow Type	per pound	0.88-0.99	127	0.90		0.69-1.29	123	0.89					



Commodity Variety	Unit	SOUTH CENTRAL U.S.				SOUTHWEST U.S.				NORTHWEST U.S.			
		Price Range	Stores with Ads	Wtd Avg Price	% Marked Local	Price Range	Stores with Ads	Wtd Avg Price	% Marked Local	Price Range	Stores with Ads	Wtd Avg Price	% Marked Local
Potatoes Yellow Type	3 lb bag					2.49	12	2.49					
Potatoes Yellow Type	5 lb bag	2.99-3.99	201	3.53									
<b>ONIONS AND POTATOES - ORGANIC</b>													
Onions, Dry White	per pound					1.77	4	1.77					
Onions, Dry Yellow	per pound					2.49	15	2.49		0.99	1	0.99	
Potatoes Round Red	per pound									1.29	1	1.29	
Potatoes Round Red	5 lb bag					2.99-4.59	117	4.54					
Potatoes Russet	per pound					1.79	4	1.79					
Potatoes Russet	3 lb bag	4.98	18	4.98									
Potatoes Russet	5 lb bag					3.99	12	3.99					
Potatoes Yellow Type	5 lb bag					3.50-4.59	117	4.55					
<b>VEGETABLES</b>													
Artichokes	each	0.99-1.25	96	1.12		1.67-2.50	483	2.00		2.99-3.99	142	3.06	
Asparagus Green	per pound	0.99-5.39	162	2.60		0.99-3.99	706	2.58		1.49-2.99	68	2.39	
Beans Round Green Type	per pound	0.98-1.99	125	1.69		0.99-1.99	204	1.54		1.99-2.29	40	2.25	
Broccoli	per pound	0.99-1.99	13	1.61		0.50-0.99	57	0.92					
Broccoli	per bunch	1.49-2.99	57	1.81		3.00	8	3.00	100				
Broccoli Crown Cut	per pound	0.99-2.69	246	1.66		0.59-2.99	602	2.11	4	0.98-1.99	142	1.39	
Brussels Sprouts	per pound					1.99	113	1.99					
Beets	per pound	0.99	17	0.99									
Cabbage Round Green Type	per pound	0.19-0.89	1,525	0.57		0.33-0.99	1,112	0.68		0.39-0.89	424	0.65	
Carrots	per pound	0.44	23	0.44		0.50	110	0.50					
Carrots	1 lb bag	1.00	60	1.00		0.50-0.99	14	0.75					
Carrots	2 lb bag	0.79-1.50	158	1.44						1.29	23	1.29	
Carrots Baby Peeled	1 lb bag	0.99-1.50	106	1.33		0.99-1.50	246	1.04		0.99-1.79	55	1.53	
Carrots Baby Peeled	2 lb bag	1.99-2.50	549	2.04		1.99-2.49	440	2.35		1.99-2.59	324	2.06	
Cauliflower	each	2.59-2.99	114	2.81									
Cauliflower	per pound	0.99-1.49	37	1.42		0.99-2.49	293	2.30		0.99-1.49	223	1.45	
Celery	each	1.19	229	1.19						1.79	23	1.79	
Celery	per pound					1.49	15	1.49		0.78-1.49	39	1.29	
Celery Hearts	each	2.50	32	2.50									

Wtd Avg - Simple weighted average



Commodity Variety	Unit	SOUTH CENTRAL U.S.				SOUTHWEST U.S.				NORTHWEST U.S.			
		Price Range	Stores with Ads	Wtd Avg Price	% Marked Local	Price Range	Stores with Ads	Wtd Avg Price	% Marked Local	Price Range	Stores with Ads	Wtd Avg Price	% Marked Local
Cilantro	per bunch	0.20-0.50	326	0.36		0.25-0.50	518	0.41		0.40-0.89	17	0.66	
Corn-Sweet	each	0.50-0.69	79	0.53		0.33-0.59	371	0.55		0.79-0.80	35	0.79	
Cucumbers	each	0.33-0.59	155	0.44		0.33-1.00	1,222	0.61		0.40-1.50	197	1.33	
Cucumbers Long Seedless-Greenhouse	each	0.99	5	0.99		0.77-1.99	556	1.31		0.67-2.00	126	1.32	
Eggplant	per pound					0.50	10	0.50					
Eggplant	each					0.50-2.50	13	1.73	62				
Garlic	per pound	2.99	17	2.99									
Garlic	per sleeve	1.99	68	1.99		1.50-2.00	90	1.96					
Greens Kale	per bunch									1.50	36	1.50	
Lettuce, Iceberg	each	1.39	25	1.39		0.99	5	0.99		1.50	5	1.50	
Lettuce, Iceberg	per pound									0.88	36	0.88	
Lettuce, Other Green Leaf	each	1.29-1.50	193	1.34						1.48-1.99	51	1.58	
Lettuce, Other Red Leaf	each	1.49-1.50	48	1.50						1.48-1.99	51	1.58	
Lettuce, Romaine	each	1.29-1.50	193	1.34						1.99	9	1.99	
Mushrooms Portobella	8 oz package	2.00	38	2.00									
Mushrooms White	8 oz package	1.69-2.50	91	2.23		2.50	9	2.50		1.99-2.49	169	2.06	
Mushrooms White	6 oz package	2.50	32	2.50									
Onions Green	per bunch	0.98	10	0.98		0.20-0.50	390	0.48		0.47-0.99	25	0.62	
Peppers, Bell Type Green	each	0.33-1.29	438	0.59		0.50-1.19	360	0.89		0.79-1.19	73	0.96	
Peppers, Bell Type Orange	each	0.88-1.50	305	1.26		0.50-1.50	901	1.15		1.00-2.00	392	1.60	
Peppers, Bell Type Red	per pound					0.50	5	0.50					
Peppers, Bell Type Red	each	0.88-1.50	466	1.16		0.34-1.50	1,912	0.92		1.00-2.00	392	1.60	
Peppers, Bell Type Yellow	each	0.88-1.50	267	1.25		0.50-1.50	901	1.15		1.00-2.00	392	1.60	
Peppers, Other Jalapeno	per pound	0.77-1.29	674	0.95		0.50-0.99	540	0.91		0.99-1.19	17	1.01	
Peppers, Other Mixed Mini Sweet Types	1 lb package	2.99-3.49	107	3.04		0.99-3.50	15	2.33		3.00-3.99	52	3.66	
Peppers, Other Serrano	per pound	0.99	17	0.99									
Radishes	per bunch					0.25-0.50	425	0.45					
Salad Mixed Types	10 - 12 oz package	1.97-3.98	262	3.05		2.50-3.99	280	3.02		1.50	146	1.50	
Salad Mixed Types	5 - 9 oz package	1.97-3.00	288	2.79		2.50-3.69	282	3.00					
Spinach	per bunch					0.89-1.49	14	1.28					
Spinach Flat, Baby Type	1 lb package					1.20	7	1.20					
Spinach Flat, Baby Type	8 oz package									1.99	146	1.99	



Commodity Variety	Unit	SOUTH CENTRAL U.S.				SOUTHWEST U.S.				NORTHWEST U.S.			
		Price Range	Stores with Ads	Wtd Avg Price	% Marked Local	Price Range	Stores with Ads	Wtd Avg Price	% Marked Local	Price Range	Stores with Ads	Wtd Avg Price	% Marked Local
Spinach Flat, Baby Type	5 - 6 oz package	2.50-2.59	112	2.52									
Squash Acorn	per pound	0.99	8	0.99									
Squash Butternut	per pound	0.99	8	0.99									
Squash Grey	per pound	0.50-0.99	304	0.89		0.50-0.99	254	0.80					
Squash Spaghetti	per pound	0.99	8	0.99									
Squash Yellow Crookneck/Straightneck	per pound	0.98-1.68	282	1.17		0.97-0.99	12	0.97		0.97-1.29	35	1.13	
Squash Zucchini	per pound	0.79-1.68	622	1.09		0.50-1.99	239	0.89		0.97-1.99	304	1.53	
Sweet Potatoes	per pound	0.69-0.99	102	0.80		0.50-1.29	281	1.00					
Tomatoes	per pound	0.79-1.99	456	1.36		0.25-2.99	638	2.12		1.39-2.69	167	2.05	
Tomatoes Vine Ripes	per pound	0.89-2.59	235	1.73		0.33-2.69	46	1.44		1.48-1.49	28	1.49	
Tomatoes Vine Ripes-Greenhouse	per pound	1.99	56	1.99						1.29-1.99	246	1.88	
Tomatoes Vine Ripes, On The Vine-Greenhouse	per pound	0.98-2.98	703	1.34		0.69-2.99	460	1.88	6	1.29-2.49	484	2.01	
Tomatoes, Grape Type	1 pint package					1.50-1.57	53	1.51		0.99-2.00	45	1.60	
Tomatoes, Grape Type	10 oz package	3.00	170	3.00									
Tomatoes, Plum Type Roma	per pound	0.59-1.29	732	0.86		0.49-1.29	563	0.83		0.98-0.99	21	0.99	
Tomatillos	per pound	0.59-0.79	240	0.73		0.39-0.97	190	0.61					
Vegetables Other Cactus Leaf (Nopales)	per pound	0.44-0.79	178	0.73		0.20-1.27	110	0.71					
<b>VEGETABLES - ORGANIC</b>													
Asparagus Green	per pound	3.49	71	3.49		3.49-4.99	75	3.99	23	3.49-3.99	29	3.66	
Bok Choy	per pound					1.29	4	1.29					
Broccoli	per pound									2.29-2.49	215	2.30	
Broccoli	per bunch	2.99	10	2.99		2.99	1	2.99					
Broccoli Baby Hybrid Type	per pound					3.49	4	3.49					
Beets	per pound					0.99	9	0.99					
Cabbage Round Green Type	per pound	0.89	26	0.89		0.69-0.89	176	0.88		0.89-1.29	49	1.08	
Carrots	1 lb bag	1.50	16	1.50									
Carrots	2 lb bag					1.49-1.99	57	1.60					
Carrots	per bunch	1.67-2.00	71	1.88		1.67-2.99	55	2.07		1.50-2.99	44	2.17	
Carrots Baby Peeled	1 lb bag	1.50-2.00	275	1.61		1.50	146	1.50		1.88	6	1.88	
Carrots Baby Peeled	2 lb bag									2.99	206	2.99	
Cauliflower	per pound									2.29-	215	2.30	

Wtd Avg - Simple weighted average



Commodity Variety	Unit	SOUTH CENTRAL U.S.				SOUTHWEST U.S.				NORTHWEST U.S.			
		Price Range	Stores with Ads	Wtd Avg Price	% Marked Local	Price Range	Stores with Ads	Wtd Avg Price	% Marked Local	Price Range	Stores with Ads	Wtd Avg Price	% Marked Local
										2.49			
Celery	each	1.99-2.50	58	2.15		0.99-2.50	220	2.11					
Celery	per pound					1.79	15	1.79		0.68-1.79	48	1.33	
Cilantro	per bunch					0.79	50	0.79					
Cucumbers	each					0.99	171	0.99					
Cucumbers Long Seedless-Greenhouse	each	1.98	99	1.98		1.98	146	1.98					
Greens Collard	per bunch	2.50	32	2.50									
Greens Kale	per bunch	2.50	32	2.50		1.49	171	1.49		1.99-2.50	43	2.24	
Greens Mustard	per bunch	2.50	32	2.50									
Greens Swiss Chard	per bunch									2.00	7	2.00	
Lettuce, Other Boston	each					2.00-2.99	282	2.90	9				
Lettuce, Romaine Hearts	3 count package	3.99	70	3.99		2.99	256	2.99					
Mushrooms Portobella	8 oz package					2.99	12	2.99					
Mushrooms Portobella-Greenhouse	8 oz package					4.49	8	4.49					
Mushrooms White	8 oz package					2.99	21	2.99					
Mushrooms White	6 oz package									2.98-2.99	35	2.99	
Mushrooms White-Greenhouse	8 oz package					4.49	8	4.49					
Onions Green	per bunch					0.50	50	0.50					
Peppers, Bell Type Orange	per pound	2.99	71	2.99		2.99	50	2.99		2.99-4.99	30	3.72	
Peppers, Bell Type Orange	each	1.50	99	1.50		1.67-1.99	259	1.81					
Peppers, Bell Type Orange-Greenhouse	each									1.50	19	1.50	
Peppers, Bell Type Red	per pound	2.99	71	2.99		2.99	50	2.99		2.99-4.99	30	3.72	
Peppers, Bell Type Red	each	1.50	99	1.50		1.67-1.99	259	1.81					
Peppers, Bell Type Red-Greenhouse	each									1.50	19	1.50	
Peppers, Bell Type Yellow	per pound	2.99	71	2.99		2.99	50	2.99		2.99-4.99	30	3.72	
Peppers, Bell Type Yellow	each	1.50	99	1.50		1.67-1.99	259	1.81					
Peppers, Bell Type Yellow-Greenhouse	each									1.50	19	1.50	
Peppers, Other Mixed Mini Sweet Types	1 lb package					3.99-4.99	563	4.02		3.98	3	3.98	
Salad Mixed Types	1 lb bag					5.00	546	5.00					
Salad Mixed Types	10 - 12 oz package	5.00	60	5.00									
Salad Mixed Types	5 - 9 oz package	2.89-3.99	487	3.14		2.50-3.50	94	3.02		3.49-3.99	120	3.59	
Spinach Flat, Baby Type	5 - 6 oz package					2.50-3.50	52	2.63					



Commodity Variety	Unit	SOUTH CENTRAL U.S.				SOUTHWEST U.S.				NORTHWEST U.S.			
		Price Range	Stores with Ads	Wtd Avg Price	% Marked Local	Price Range	Stores with Ads	Wtd Avg Price	% Marked Local	Price Range	Stores with Ads	Wtd Avg Price	% Marked Local
Squash Yellow Crookneck/Straightneck	per pound									1.99	12	1.99	
Squash Zucchini	per pound									1.99	12	1.99	
Sweet Potatoes	per pound					1.69	8	1.69					
Tomatoes Vine Ripe - Heirloom Varieties	per pound					3.49-3.99	550	3.99					
Tomatoes Vine Ripes-Greenhouse	per pound	1.98	99	1.98		1.98	146	1.98					
Tomatoes Vine Ripes, On The Vine-Greenhouse	per pound	1.99	53	1.99		1.97-3.49	1,022	2.83		1.99-2.99	44	2.44	
Tomatoes, Grape Type	1 pint package	2.99	40	2.99		2.49	45	2.49		3.98	3	3.98	
Tomatoes, Grape Type	10 oz package					2.98	16	2.98					
Tomatoes, Plum Type Roma	per pound					0.99	171	0.99					
<b>OTHER SPECIALTY CROPS ITEMS</b>													
Hemp Seeds-Shelled	8 oz package					9.49	53	9.49					
Hemp Seeds-Shelled	16 oz package					18.99	53	18.99					
<b>OTHER SPECIALTY CROPS ITEMS - ORGANIC</b>													
Hemp Protein	16 oz package					14.49	53	14.49					
Hemp Seeds-Shelled	7 oz package					11.99	53	11.99					
<b>SEASONAL ITEMS</b>													
Chayote	per pound	0.59-0.98	100	0.74		0.69-0.99	45	0.75					
Chayote	each					0.34-0.50	102	0.49					
Potted Plants Chrysanthemum	6 inch pot	11.99	56	11.99		12.99	56	12.99		10.99	10	10.99	
Rose, Hybrid Tea	bunched 12s	10.00	19	10.00						9.99-10.99	155	10.93	
Tulips	bunched 10s	7.99	78	7.99						9.99	21	9.99	

Commodity Variety	Unit	ALASKA U.S.				HAWAII U.S.			
		Price Range	Stores with Ads	Wtd Avg Price	% Marked Local	Price Range	Stores with Ads	Wtd Avg Price	% Marked Local

Wtd Avg - Simple weighted average



Commodity Variety	Unit	ALASKA U.S.				HAWAII U.S.			
		Price Range	Stores with Ads	Wtd Avg Price	% Marked Local	Price Range	Stores with Ads	Wtd Avg Price	% Marked Local
<b>FRUITS</b>									
Apples Braeburn	per pound	1.19	11	1.19					
Apples Fuji	per pound	0.79	2	0.79		1.59	6	1.59	
Apples Granny Smith	per pound	1.28	3	1.28					
Apples Honeycrisp	per pound	1.99	2	1.99					
Apples Red Delicious	3 lb bag					3.99	6	3.99	
Apples, Processed Juice	64 oz (1/2 gallon)	2.50	1	2.50					
Avocados Hass	each	1.50-3.50	13	3.19					
Bananas	per pound					1.19	4	1.19	
Blueberries	6 oz package	2.99-3.69	13	3.10					
Cantaloups	each	2.50-2.99	28	2.54					
Cantaloups	per pound	2.29	33	2.29		1.19	4	1.19	
Clementines	2 lb bag					5.49	6	5.49	
Fruit, Other Apple Pears	per pound					2.39	23	2.39	
Grapefruit Red	each	2.00	26	2.00					
Grapefruit Red	5 lb bag	7.99	26	7.99					
Grapes Black Seedless	per pound	3.99	11	3.99					
Grapes Red Seedless	per pound	1.69-3.99	43	3.68		4.99	21	4.99	
Grapes White Seedless Type	per pound	3.49-3.99	41	3.85		3.99-4.99	25	4.83	
Lemons	each	0.69-0.99	29	0.88					
Limes	each	0.79	26	0.79					
Mangoes	per pound					3.99	21	3.99	
Misc Berries Blackberries	5.6 - 6 oz package	3.69	2	3.69					
Nectarines Various White Flesh Varieties	per pound					3.19	23	3.19	
Nectarines Various Yellow Flesh Varieties	per pound	3.19	1	3.19					
Oranges Navel	per pound	0.79-1.79	31	1.69		1.39-1.49	26	1.48	
Oranges Navel	8 lb bag	7.99	26	7.99					
Papaya Maradol/Tainung Types	per pound					1.29	3	1.29	
Papaya Solo Type	per pound					1.49	23	1.49	100
Pears Bosc	per pound					2.39	6	2.39	
Pineapples	each	2.50-4.99	40	4.56					

Wtd Avg - Simple weighted average



Commodity Variety	Unit	ALASKA U.S.				HAWAII U.S.			
		Price Range	Stores with Ads	Wtd Avg Price	% Marked Local	Price Range	Stores with Ads	Wtd Avg Price	% Marked Local
Pineapples	per pound					0.79	21	0.79	
Raspberries Red	6 oz package	3.69	2	3.69					
Strawberries	1 lb package	2.50-3.98	31	2.72		3.99	44	3.99	
Tangerines	per pound	2.29	26	2.29					
Tangerines	5 lb package	6.99	11	6.99					
Tangerines	3 lb bag	5.99-9.99	66	8.10					
Tangerines	2 lb bag					5.29	4	5.29	
Tangelos	per pound	1.79	26	1.79					
<b>FRUITS - ORGANIC</b>									
Apples Fuji	per pound	2.79	26	2.79					
Apples Gala	per pound	2.79	26	2.79					
Apples Honeycrisp	per pound	3.59	1	3.59					
Apples Pink Lady/Cripps Pink	per pound	2.79	26	2.79					
Misc Berries Blackberries	5.6 - 6 oz package	4.98	3	4.98					
Oranges Navel	per pound	1.99	27	1.99					
Raspberries Red	6 oz package	4.98	3	4.98					
Strawberries	1 lb package	3.69-5.99	13	5.64					
<b>ONIONS AND POTATOES</b>									
Onions, Dry White	per pound	2.29	33	2.29					
Onions, Dry Yellow	per pound	0.79-0.99	30	0.82					
Onions, Dry Yellow	3 lb bag					2.89	6	2.89	
Onions, Dry Yellow Marked Sweet	per pound	0.99	11	0.99					
Potatoes Round Red	per pound	0.79-1.19	37	0.85					
Potatoes Round Red	5 lb bag	3.00	11	3.00					
Potatoes Russet	5 lb bag	2.50	2	2.50		2.99-4.39	10	3.83	
Potatoes Yellow Type	per pound	0.98-0.99	10	0.99					
<b>ONIONS AND POTATOES - ORGANIC</b>									
Potatoes Russet	3 lb bag	1.69	2	1.69					

Wtd Avg - Simple weighted average



Commodity Variety	Unit	ALASKA U.S.				HAWAII U.S.			
		Price Range	Stores with Ads	Wtd Avg Price	% Marked Local	Price Range	Stores with Ads	Wtd Avg Price	% Marked Local
<b>VEGETABLES</b>									
Artichokes	each	3.50	11	3.50					
Asparagus Green	per pound	3.29-3.69	8	3.64					
Beans Round Green Type	per pound	1.99	2	1.99					
Broccoli Crown Cut	per pound				1.89	4	1.89		
Brussels Sprouts	per pound	0.99-1.98	5	1.58					
Cabbage Round Green Type	per pound	0.79-1.49	59	1.01	1.19	4	1.19		
Carrots	per pound	0.98	3	0.98					
Carrots	2 lb bag	2.00	11	2.00					
Carrots Baby Peeled	1 lb bag	1.29-1.50	9	1.45	1.59-2.19	30	2.09		
Carrots Baby Peeled	2 lb bag	2.99-3.59	12	3.04					
Cauliflower	per pound	1.79	26	1.79					
Celery	per pound	1.29	11	1.29					
Cucumbers	each	1.00	1	1.00					
Lettuce, Iceberg	each	1.79-2.19	3	1.92					
Lettuce, Iceberg	per pound				2.49-2.59	26	2.58		
Lettuce, Other Green Leaf	each	1.79	2	1.79					
Lettuce, Other Red Leaf	each	1.79	2	1.79					
Mushrooms White	8 oz package	2.39-2.50	14	2.41	3.49	4	3.49		
Onions Green	per bunch	0.89	1	0.89					
Peppers, Bell Type Green	per pound				3.49	21	3.49		
Peppers, Bell Type Green	each	0.99	2	0.99					
Peppers, Bell Type Orange	each	2.00	26	2.00					
Peppers, Bell Type Red	per pound				2.99-3.99	6	3.49		
Peppers, Bell Type Red	each	2.00	26	2.00					
Peppers, Bell Type Yellow	per pound				2.99	3	2.99		
Peppers, Bell Type Yellow	each	2.00	26	2.00					
Peppers, Other Jalapeno	per pound	1.59	7	1.59					
Peppers, Other Mixed Mini Sweet Types	1 lb package	3.19	1	3.19					
Spinach	per bunch				2.50	26	2.50		
Squash Zucchini	per pound	1.79	26	1.79					

Wtd Avg - Simple weighted average



Commodity Variety	Unit	ALASKA U.S.				HAWAII U.S.			
		Price Range	Stores with Ads	Wtd Avg Price	% Marked Local	Price Range	Stores with Ads	Wtd Avg Price	% Marked Local
Tomatoes	per pound	2.49-2.59	18	2.53		1.99	10	1.99	60
Tomatoes Vine Ripes-Greenhouse	per pound	2.49	26	2.49					
Tomatoes Vine Ripes, On The Vine-Greenhouse	per pound	1.49-2.49	28	2.42					
Tomatoes, Grape Type	10 oz package					2.69	4	2.69	
Tomatoes, Plum Type Roma	per pound	1.59	1	1.59					
Tomatillos	per pound	1.48	3	1.48					
<b>VEGETABLES - ORGANIC</b>									
Asparagus Green	per pound					3.49	3	3.49	
Broccoli	per bunch	2.59	26	2.59					
Beets	per bunch	2.99	1	2.99					
Cabbage Round Green Type	per pound					0.89	3	0.89	
Carrots	per bunch					2.00	3	2.00	
Carrots Baby Peeled	1 lb bag					2.59	6	2.59	
Carrots Baby Peeled	2 lb bag	3.49	26	3.49					
Cauliflower	per pound	2.59	26	2.59					
Celery	per pound	1.38	3	1.38					
Greens Kale	per bunch	2.28	3	2.28					
Lettuce, Romaine Hearts	3 count package	5.98	3	5.98					
Peppers, Bell Type Orange	per pound					2.99	3	2.99	
Peppers, Bell Type Red	per pound					2.99	3	2.99	
Peppers, Bell Type Yellow	per pound					2.99	3	2.99	
Salad Mixed Types	5 - 9 oz package	3.99	11	3.99					



**REGIONAL DEFINITIONS**

As used in this report, regions include the following states:

NORTHEAST U.S.	Connecticut, Delaware, Massachusetts, Maryland, Maine, New Hampshire, New jersey, New York, Pennsylvania, Rhode Island and Vermont
SOUTHEAST U.S.	Alabama, Florida, Georgia, Mississippi, North Carolina, South Carolina, Tennessee, Virginia and West Virginia
MIDWEST U.S.	Iowa, Illinois, Indiana, Kentucky, Michigan, Minnesota, North Dakota, Nebraska, Ohio, South Dakota and Wisconsin
SOUTH CENTRAL U.S.	Arkansas, Colorado, Kansas, Louisiana, Missouri, New Mexico, Oklahoma, and Texas
SOUTHWEST U.S.	Arizona, California, Nevada and Utah
NORTHWEST U.S.	Idaho, Montana, Oregon, Washington, and Wyoming
ALASKA U.S.	Alaska
HAWAII U.S.	Hawaii