



# Specialty Crops Market News Division U.S. Mexico Canada Agreement Seasonal Perishable Products Weekly Update

Agricultural Marketing Service

Issued Weekly

Friday, April 22, 2022

## **Update for Week of April 17 - 23, 2022**

This report provides trend analysis of the volume and prices of Seasonal Perishable commodities. Volume represents current week and prices represent open (spot) market sales by first handlers on product of generally good quality and condition unless otherwise stated and may include promotional allowances or other incentives. The charts provide graphic representation of the volume and prices of the major commodities this week based on seasonal volume.

A week after it was rescinded, financial losses from Texas Governor Abbott's 10-day border inspection requirement are being tallied up. Estimates are in the hundreds of millions of dollars per day, in the midst of the ongoing global supply chain crisis. Spoiled produce, missed deliveries and late contracts, diesel fuel spent idling for up to 24 hours at a time in an attempt to keep refrigerated units running while waiting in line, and wasted driver hours all add to the totals.

Movement of Mexican asparagus crossings through Calexico, California, and San Luis Arizona, are expected to decrease seasonally. Trading was moderate at higher prices as a few shippers have finished for the season. A wide range in quality is reported and shippers report that this is expected to be their last week with significant volume expected out of the Caborca region. Harvests are beginning out of the Obregon and Baja regions and the first F.O.B. price report out of those growing regions should be available by Monday. Movement of Peru asparagus through South Florida ports of entry is expected to increase slightly as more shippers increase imports this week and next, but to remain very light through the beginning of next week, and to be at a good volume by the second week of May. Trading moderate on very light supplies, and no F.O.B. report is currently being issued. Quality is reported as variable but generally good. Vessel delays continue to affect arrivals.

Mexican blueberry crossings through Arizona, California, and Texas are expected to increase. Trading was moderate early and fairly slow later at lower prices. Quality is reported as variable. Many present shipments are from prior bookings and/or previous commitments. Movement of blueberries out of Central and North Florida is expected to decline seasonally. Trading was moderate. Prices on conventional lower, organic unchanged. Quality is reported as good. Movement of blueberries out of South and Central District California is expected to increase, with current supplies insufficient and in too few hands to establish a market. The first F.O.B. report is expected by the week of May 1. Quality and condition are currently reported as variable. The first F.O.B. price report has been issued for blueberries out of South Georgia. Movement expected to increase sharply. Trading active and quality is reported as mostly good.

Movement of green bell peppers from Mexico crossing through Nogales, Arizona expected about the same. Trading on light supplies of green fairly active. Prices irregular size were slightly higher, others generally unchanged. Current quality is reported as generally good but expected to decrease in the coming weeks as the season nears its end. Movement of green bell peppers from Mexico crossing through Texas is expected about the same now that last week's border crossing congestions has been resolved. Trading was active early and fairly slow later. Quality reported as variable, and most shipments are for colored bell peppers. Movement of green bell peppers out of Central and South Florida is expected to increase slightly. Trading was fairly active at lower prices. Demand remained moderate to fairly good throughout the week with prices slightly lower. Quality reported as generally good. Movement of green bell

For more information on:

- [Shipping Point Report Details](#)
- [Movement Report Details](#)
- [Generating Custom Reports](#)

For assistance please contact: [jeff.main@usda.gov](mailto:jeff.main@usda.gov)

[Custom Average Tool \(CAT\) Graphing tool and aggregated data source.](#)

peppers out of Coachella Valley California expected to increase seasonally. Trading fairly active and quality is reported as generally good. The first F.O.B. price report has been issued.

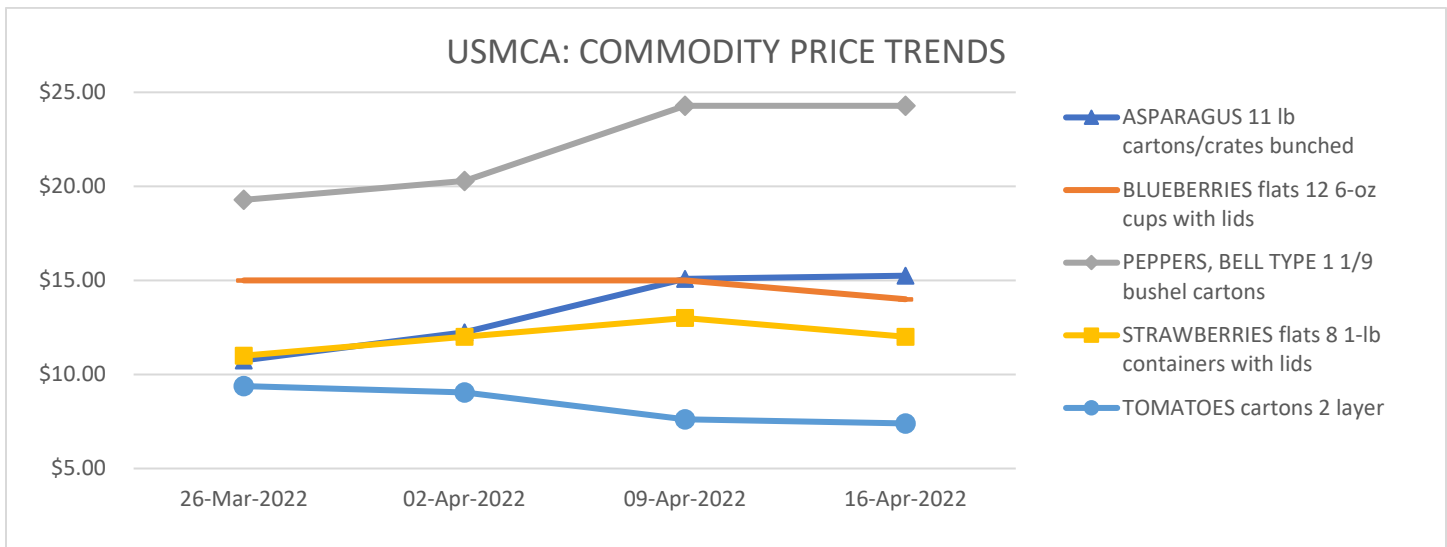
Movement of strawberries out of Santa Maria California expected to increase. Trading was slow on conventional at slightly lower prices and moderate on organic with prices generally unchanged. Many present shipments from prior bookings or previous commitments. Recent cool weather has increased yields and berry sizing, spiking production just as holiday promotions expired, leading to a drop in prices and sales. Mexican strawberry crossings through the Otay Mesa movement expected to decrease. Trading slow on conventional and fairly slow on organic. Prices were slightly lower to lower with quality and condition reported as variable. Production out of Baja California could decline seasonally in the next few weeks, with some shippers now packing to order or sending berries to processors as markets are already nearly equivalent. Some farms continue to harvest ahead of Mother's Day promotions. Strawberry movement from the Oxnard District, California is expected to decrease. Trading was moderate early and slow later at lower prices. Many present shipments are from prior bookings or previous commitments. Quality is reported as variable, with aged plants subject to winds and warm weather cited as factors. Many farms plan to harvest through Mother's Day demand which begins mid- to late next week. Movement of strawberries from Salinas-Watsonville California growing areas expected to increase seasonally. The first F.O.B. price report has been issued. Trading fairly slow. Quality is reported as variable. Recent cool weather helped increase sizing and yields out of the growing region. Strawberry movement out of Eastern North Carolina expected to continue to increase seasonally in the Coastal Plains region. Trading moderate at lower prices. Movement from the Piedmont region expected to begin next week.

Movement of Mexico tomatoes crossing through Texas expected about the same as last week's crossing delays have mostly resolved. Trading was slow early, moderate later. Prices slightly higher, with quality reported as generally good. Tomato movement out of Central and South Florida is expected to decrease. Trading fairly slow at lower prices, with quality reported as generally good. Supplies continue to decrease out of South Florida and increase from Central Florida. Some growers expected to finish harvesting within the next 10 days. Demand on 5x6 size moderate, others fairly light to light. Movement of Mexican tomatoes crossing through Nogales, Arizona is expected about the same. Trading was slow with prices generally unchanged. Quality reported as generally good.

The following table provides a four-week price trend of the highest traded commodities this week.

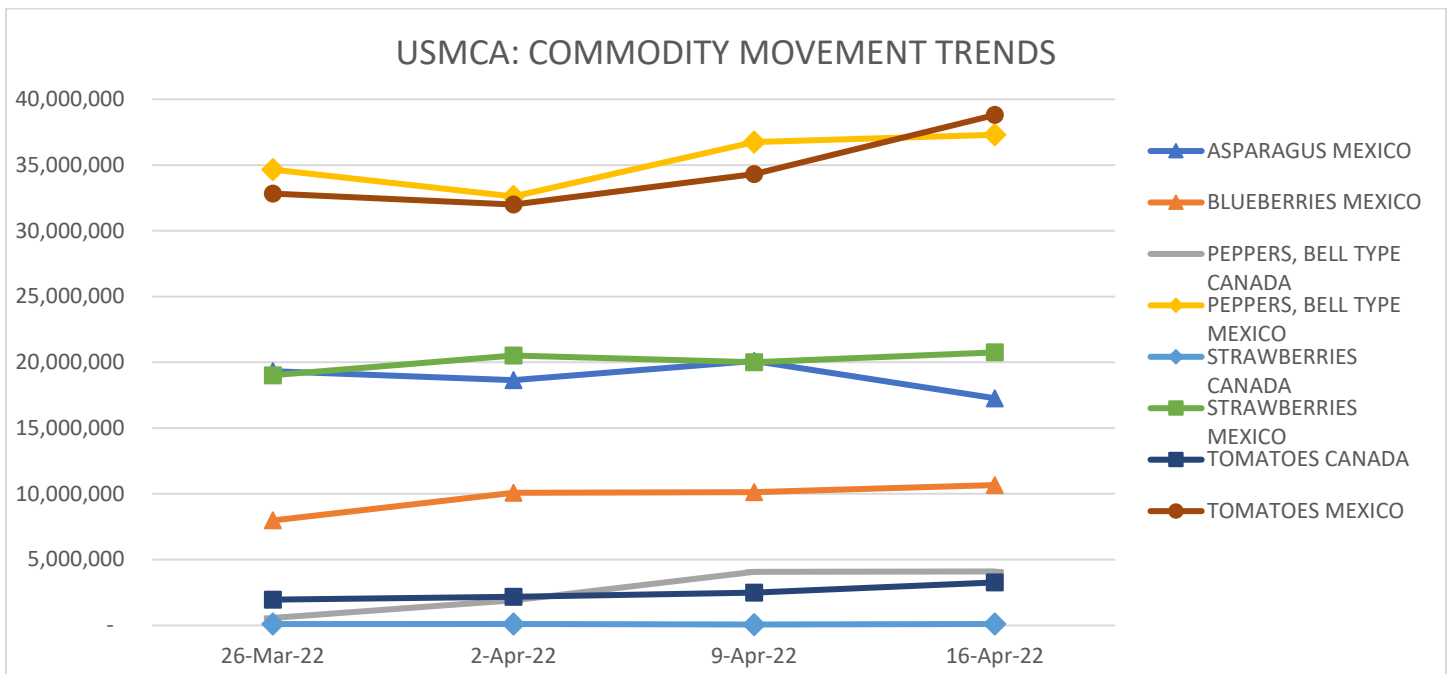
#### Four Week Price Trend in U.S. Dollars

Commodity	Package	26-Mar-2022	02-Apr-2022	09-Apr-2022	16-Apr-2022
ASPARAGUS	11 lb. cartons/crates bunched	\$ 10.75	\$ 12.25	\$ 15.08	\$ 15.25
BLUEBERRIES	flats 12 6-oz cups with lids	\$ 15.00	\$ 15.00	\$ 15.00	\$ 14.00
PEPPERS, BELL TYPE	1 1/9-bushel cartons	\$ 19.28	\$ 20.28	\$ 24.28	\$ 24.28
STRAWBERRIES	flats 8 1-lb containers with lids	\$ 11.00	\$ 12.00	\$ 13.00	\$ 12.00
TOMATOES	cartons 2 layer	\$ 9.38	\$ 9.04	\$ 7.61	\$ 7.40

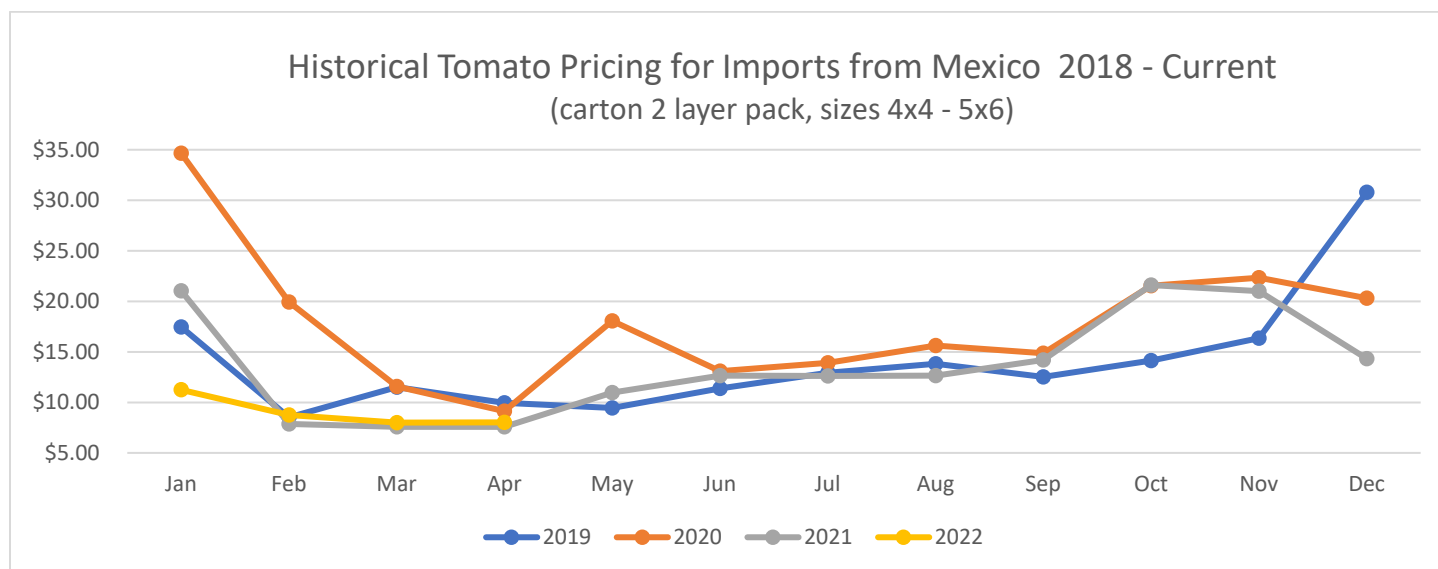


#### Four Week Movement in Pounds

COMMODITY	ORIGIN	26-Mar-22	2-Apr-22	9-Apr-22	16-Apr-22
ASPARAGUS	MEXICO	19,331,931	18,636,621	20,105,473	17,271,718
BLUEBERRIES	MEXICO	7,979,904	10,080,081	10,125,981	10,670,992
PEPPERS, BELL TYPE	CANADA	569,947	1,903,582	4,073,360	4,102,834
	MEXICO	34,665,815	32,611,743	36,758,448	37,304,160
STRAWBERRIES	CANADA	106,309	104,702	71,157	103,817
	MEXICO	19,022,610	20,527,496	20,010,748	20,757,668
TOMATOES	CANADA	1,961,208	2,171,011	2,495,778	3,268,127
	MEXICO	32,842,207	31,997,492	34,311,498	38,803,584



The following chart, *Historical Tomato Pricing for Imports from Mexico*, is a four-year view of Mexican tomato prices at shipping point. Tomatoes are shown as they are the most consistently traded year-round. They have the highest volume of product moving between the U.S., Mexico, and Canada, along with a high level of market coverage of tomatoes by USDA Market News.



To be regarded as "seasonal and perishable," agricultural products must meet the following conditions: (1) the products are fresh or chilled products falling under the following HS2002 tariff codes: 0701, 0702, 0703, 0704, 0705, 0706, 0707, 0708, 0709, 0803, 0804, 0805, 0806, 0807, 0808, 0809, 0810; (2) the products are marketed in raw form for consumption without "further processing" ("further processing" refers to e.g. crushing, juicing, canning, or any other process that transforms the product from its raw form); and (3) the products normally are marketed within eight weeks after harvesting.

For information on the imported volume and prices of the remaining Seasonal and Perishable commodities listed below please visit: <https://www.marketnews.usda.gov/mnp/fv-home>

- Potatoes
- Tomatoes
- Onions, shallots, garlic, leeks, and other alliacious vegetables
- Cabbages, cauliflower, kohlrabi, kale, and similar edible brassicas
- Lettuce (*Lactuca sativa*) and chicory (*Cichorium* spp.)
- Carrots, turnips, salad beets (salad beetroot), salsify, celeriac, radishes, and similar edible roots
- Cucumbers, including gherkins
- Leguminous vegetables, shelled or unshelled
- Other vegetables, fresh or chilled: asparagus, eggplants, celery, mushrooms and truffles, peppers (*Capsicum* or of the genus *Pimenta*), spinach, artichokes, olives, pumpkins, squash, and gourds
- Bananas and plantains
- Dates, figs, pineapples, avocados, guavas, mangoes, and mangosteens
- Citrus fruit
- Grapes
- Melons (including watermelons) and papayas (papaws)
- Apples, pears, and quinces
- Apricots, cherries, peaches (including nectarines), plums (including prune plums) and sloes
- Other fruit: strawberries, raspberries, blackberries, mulberries, loganberries, black, white, or red currants and gooseberries (other than kiwifruit), cranberries, blueberries, and other fruits of the genus *Vaccinium*, kiwifruit, durians, persimmons,
- Other berries; tamarinds