



Specialty Crops Market News Division U.S. Mexico Canada Agreement Seasonal Perishable Products Weekly Update

Agricultural Marketing Service

Issued Weekly

Friday, April 29, 2022

Update for Week of April 24 - 30, 2022

This report provides trend analysis of the volume and prices of Seasonal Perishable commodities. Volume represents current week and prices represent open (spot) market sales by first handlers on product of generally good quality and condition unless otherwise stated and may include promotional allowances or other incentives. The charts provide graphic representation of the volume and prices of the major commodities this week based on seasonal volume.

Seasonal changes have led to a shift in the commodities of interest for this report. Asparagus, tomatoes, and bell peppers of both domestic and imported origins remain widely available and reported, while cucumbers and avocados have replaced strawberries and blueberries as the Florida and Peru growing seasons, respectively, have tapered off. This list will be revisited regularly in order to maintain an accurate representation of the current trade situation affecting shippers of perishable commodities in North America.

Movement of Mexican asparagus crossings through Arizona, California and Texas expected to increase seasonally as growing areas have shifted and the first F.O.B. price report has been issued for the new growing areas of Obregon and Baja California. Trading was active for light supplies, with most orders being booked at previously committed prices. Movement of Peru asparagus through South Florida ports of entry is expected to increase slightly as more shippers increase imports this week and next, but to remain very light through the beginning of next week, though volumes have now increased enough that the first F.O.B. price report was issued late last week. Trading moderate to active as vessel delays throughout the week kept inventories tight ahead of Mother's Day, with air freight facing competition from ornamentals. Quality is reported as variable but generally good. The first report has been issued for asparagus out of Walla Walla District and Lower Yakima Valley Washington. Shipments very light, with movement expected to increase slightly but remain very light. Additional growers expected to begin harvest this week with the first F.O.B. price report expected the week of May 6. Wide temperature swings and windy conditions have slowed crop progress and delayed harvest from previous estimates. Canada is expected to begin asparagus harvest the week of May 10.

Mexican avocado crossings through Texas movement expected to remain about the same. Trading was very active as the market continues to recover from the ups and downs of the past few weeks. Cinco de Mayo promotions have begun and are heavily focused on 60s and 70s. Inventory is slowly increasing, and prices are easing somewhat. Avocado movement from Southern California expected to remain the same. Trading was very active though no price comparison to last week is available due to a lack of open market sales last week. Similar to Mexican fruit, prices remain high even though some sizes are easing gradually.

Cucumbers from Mexico crossings through Nogales, Arizona movement expected about the same. Trading moderate at much lower prices. With volumes from competing growing areas increasing daily, prices are expected to continue to trend lower. Quality is reported as variable. Movement of cucumbers from Mexico crossings through Texas expected to

For more information on:

- [Shipping Point Report Details](#)
- [Movement Report Details](#)
- [Generating Custom Reports](#)

For assistance please contact: jeff.main@usda.gov

[Custom Average Tool \(CAT\) Graphing tool and aggregated data source.](#)

decrease slightly. Trading was fairly active early, fairly slow later. Prices much lower, with moderate demand. Most present shipments from prior bookings and/or previous commitments. Cucumbers from Central and South Florida movement expected to remain about the same. Movement waxed medium active, others moderate. Prices fair quality waxed slightly lower; others generally unchanged. Demand overall moderate to good. Priced trended lower throughout the week. Mexico crossings of cucumbers through Otay Mesa movement expected to increase seasonally. Current supplies in too few hands to establish a market, with the first F.O.B. price report expected the week of May 15. Quality is reported as generally good.

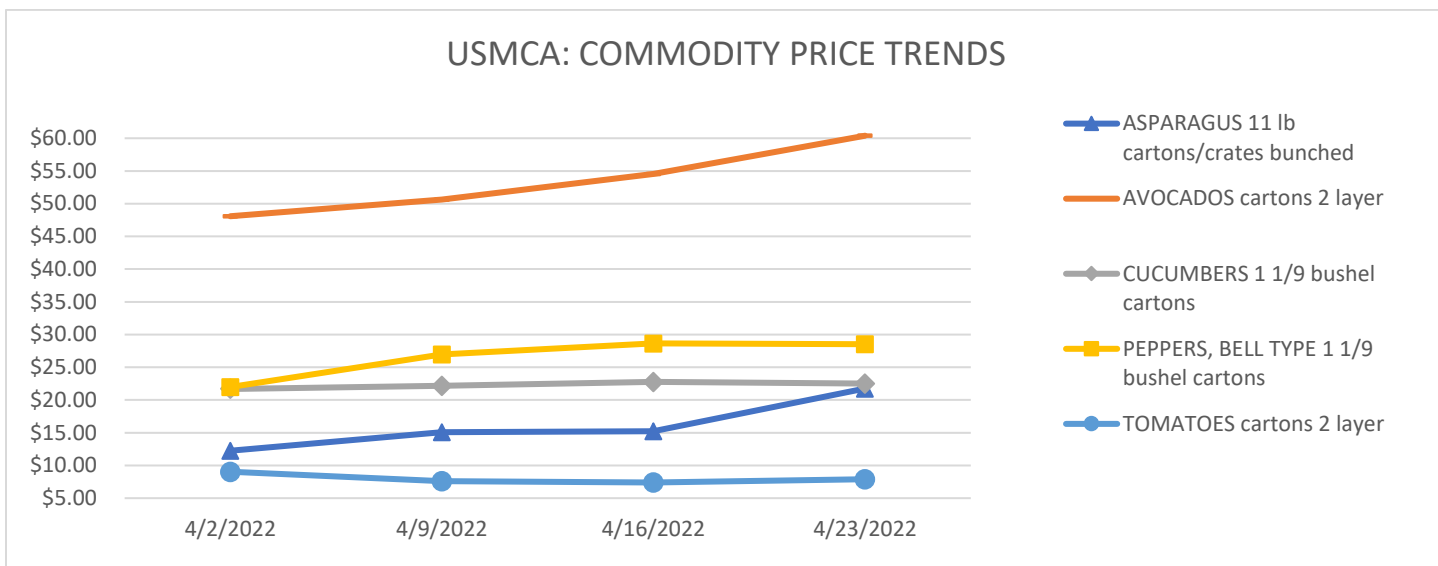
Movement of green bell peppers from Mexico crossing through Nogales, Arizona expected to decrease slightly. Trading on green moderate to active but showing signs of slowing down. Prices irregular size generally unchanged, others lower. Current quality is reported as generally good but expected to decrease in the coming weeks as the season nears its end due to increasing temperatures in growing areas. Movement of green bell peppers from Mexico crossing through Texas expected about the same. Trading fairly slow to slow at much lower prices. Quality reported as variable, and most shipments are for colored bell peppers, with very light demand. Movement of green bell peppers out of Central and South Florida is expected to decrease slightly. Trading was fairly active at slightly lower prices. Demand ranged from fairly good to fairly light throughout the week on light supplies. Prices were slightly lower. Quality reported as generally good. Movement of green bell peppers out of Coachella Valley California expected to increase seasonally. Trading fairly active at slightly lower prices. Quality is reported as generally good.

Movement of Mexico tomatoes crossing through Texas expected about the same. Trading was moderate early, active later. Demand good. Prices slightly higher, with quality reported as generally good. Tomato movement out of Central and South Florida is expected to decrease. Trading 5x6 size fairly slow at lower prices, others moderate at slightly higher prices. Supplies continue to decrease out of South Florida and increase from Central Florida. Demand on 5x6 size light, others fairly light to moderate. Movement of Mexican tomatoes crossing through Nogales, Arizona is expected to decrease. Trading was slow early and active later. Prices much higher with demand better on larger sizes. 25 lb cartons loose and two-layer vine ripe 4x4s and 4x5s are in demand and volumes are light to very light. Smaller sizes are also moving but volumes are relatively heavy, and prices are lower accordingly.

The following table provides a four-week price trend of the highest traded commodities this week.

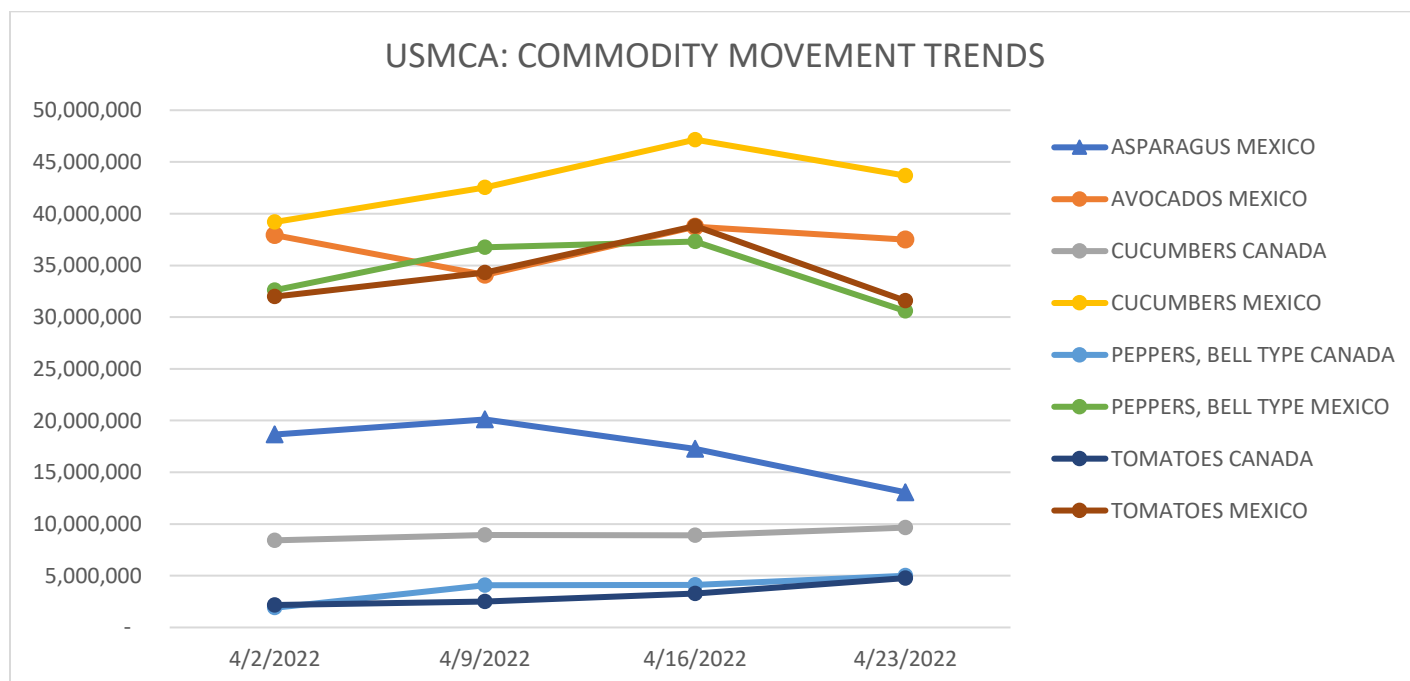
Four Week Price Trend in U.S. Dollars

Commodity	Package	4/2/2022	4/9/2022	4/16/2022	4/23/2022
ASPARAGUS	11 lb. cartons/crates bunched	\$ 12.25	\$ 15.08	\$ 15.25	\$ 21.75
AVOCADOS	cartons 2 layer	\$ 48.08	\$ 50.64	\$ 54.53	\$ 60.39
CUCUMBERS	1 1/9-bushel cartons	\$ 21.68	\$ 22.18	\$ 22.77	\$ 22.52
PEPPERS, BELL TYPE	1 1/9-bushel cartons	\$ 21.98	\$ 26.98	\$ 28.65	\$ 28.53
TOMATOES	cartons 2 layer	\$ 9.04	\$ 7.61	\$ 7.40	\$ 7.89

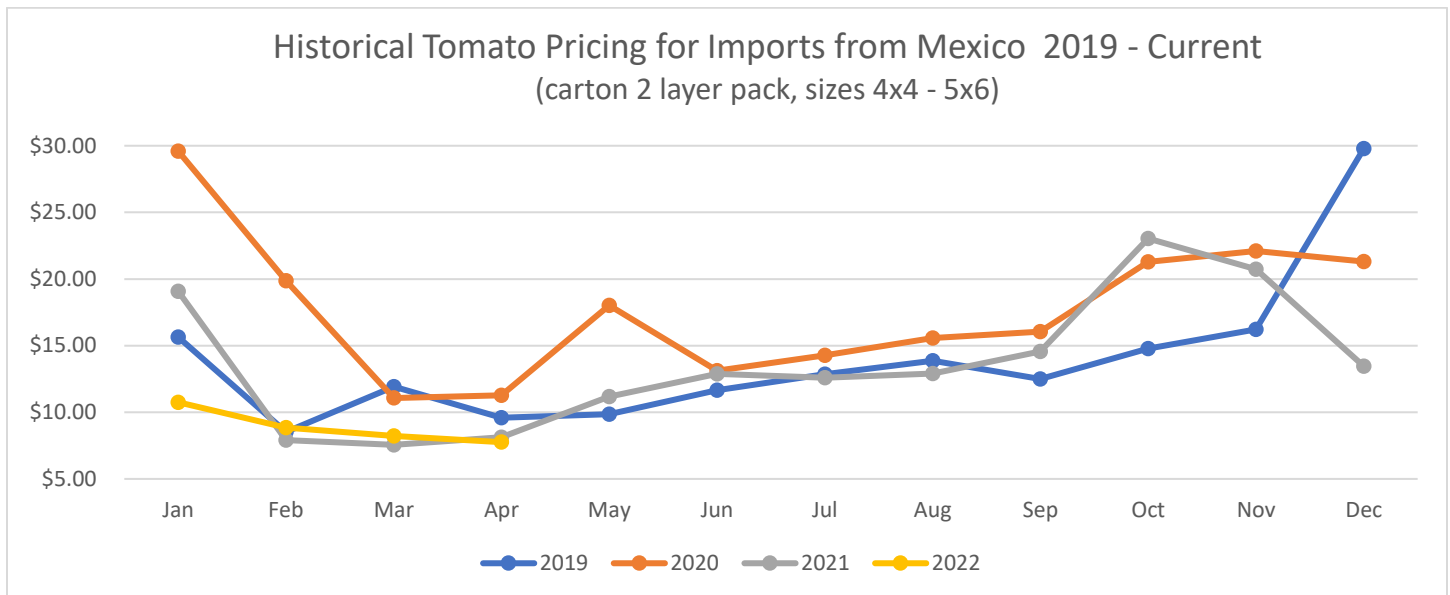


Four Week Movement in Pounds

COMMODITY	ORIGIN	4/2/2022	4/9/2022	4/16/2022	4/23/2022
ASPARAGUS	MEXICO	18,636,621	20,105,473	17,271,718	13,066,754
AVOCADOS	MEXICO	37,908,726	34,075,576	38,739,769	37,485,080
CUCUMBERS	CANADA	8,422,553	8,947,575	8,915,294	9,651,938
	MEXICO	39,195,275	42,543,280	47,156,791	43,663,326
PEPPERS, BELL TYPE	CANADA	1,903,582	4,073,360	4,102,834	4,996,167
	MEXICO	32,611,743	36,758,448	37,304,160	30,587,252
TOMATOES	CANADA	2,171,011	2,495,778	3,268,127	4,772,077
	MEXICO	31,997,492	34,311,498	38,803,584	31,579,890



The following chart, *Historical Tomato Pricing for Imports from Mexico*, is a four-year view of Mexican tomato prices at shipping point. Tomatoes are shown as they are the most consistently traded year-round. They have the highest volume of product moving between the U.S., Mexico, and Canada, along with a high level of market coverage of tomatoes by USDA Market News.



To be regarded as "seasonal and perishable," agricultural products must meet the following conditions: (1) the products are fresh or chilled products falling under the following HS2002 tariff codes: 0701, 0702, 0703, 0704, 0705, 0706, 0707, 0708, 0709, 0803, 0804, 0805, 0806, 0807, 0808, 0809, 0810; (2) the products are marketed in raw form for consumption without "further processing" ("further processing" refers to e.g. crushing, juicing, canning, or any other process that transforms the product from its raw form); and (3) the products normally are marketed within eight weeks after harvesting.

For information on the imported volume and prices of the remaining Seasonal and Perishable commodities listed below please visit: <https://www.marketnews.usda.gov/mnp/fv-home>

- Potatoes
- Tomatoes
- Onions, shallots, garlic, leeks, and other alliaceous vegetables
- Cabbages, cauliflower, kohlrabi, kale, and similar edible brassicas
- Lettuce (*Lactuca sativa*) and chicory (*Cichorium* spp.)
- Carrots, turnips, salad beets (salad beetroot), salsify, celeriac, radishes, and similar edible roots
- Cucumbers, including gherkins
- Leguminous vegetables, shelled or unshelled
- Other vegetables, fresh or chilled: asparagus, eggplants, celery, mushrooms and truffles, peppers (*Capsicum* or of the genus *Pimenta*), spinach, artichokes, olives, pumpkins, squash, and gourds
- Bananas and plantains
- Dates, figs, pineapples, avocados, guavas, mangoes, and mangosteens
- Citrus fruit
- Grapes
- Melons (including watermelons) and papayas (papaws)
- Apples, pears, and quinces
- Apricots, cherries, peaches (including nectarines), plums (including prune plums) and sloes
- Other fruit: strawberries, raspberries, blackberries, mulberries, loganberries, black, white, or red currants and gooseberries (other than kiwifruit), cranberries, blueberries, and other fruits of the genus *Vaccinium*, kiwifruit, durians, persimmons,
- Other berries; tamarinds