



Specialty Crops Market News Division U.S. Mexico Canada Agreement Seasonal Perishable Products Weekly Update

Agricultural Marketing Service

Issued Weekly

Friday, May 27, 2022

Update for Week of May 22 - 28, 2022

This report provides trend analysis of the volume and prices of Seasonal Perishable commodities. Volume represents current week and prices represent open (spot) market sales by first handlers on product of generally good quality and condition unless otherwise stated and may include promotional allowances or other incentives. The charts provide graphic representation of the volume and prices of the major commodities this week based on seasonal volume.

Memorial Day will be observed this weekend to honor those who died in active military service. For many grower-shippers and their customers, the weekend also means the unofficial start of summer buying patterns. Amid near-record high fuel prices and continuing labor shortages, producers are doing their best to make sure must-haves for a wide range of observances and celebrations are on hand for consumers. High school and college graduations are also in full swing, and many weddings, included those postponed from 2020 and 2021, are expected for the coming weeks and months, increasing demand for certain fruit and vegetable commodities along with ornamental flowers.

Movement of Mexican asparagus crossing through Arizona, California and Texas is expected to decrease. Trading was slow at lower prices, with most orders being booked at previously committed prices and very few spot market sales. Demand light due in part to competition from domestic growing areas. Production finishing up in the Obregon region and expected to move into Central Mexico by June 6. Movement of Peruvian asparagus through South Florida ports of entry expected to remain about the same. Trading slow at much lower prices with some consignment sales reported. Production in southern Peru expected to decrease while production in northern Peru expected to increase by mid-June. Shipments for the Memorial Day ad pull are complete, and the market is expected to be slow for the next 10 days in part due to the long weekend with port inspections closed for the holiday. Some retailers reluctant to devote display space to asparagus in favor of summer fruits and other produce. Shippers also continue to report much competition from domestic growing areas. Movement of asparagus out of Walla Walla District and Lower Yakima Valley Washington expected about the same as harvest reached peak this week. Trading slow and a wide range in prices is reported but trending lower overall. Many present shipments from previous commitments or prior bookings. Movement of asparagus from Michigan expected to increase as more growers begin harvesting. The first F.O.B. price report has been issued and trading was moderate at lower prices.

Mexican avocado crossings through Texas are expected to increase slightly. Trading was fairly slow, with prices on 70s generally unchanged and others higher. Prices expected to trend higher despite fairly light demand due to light availability as the season winds down and harvest moves to higher elevations. Many buyers reported to be purchasing only what is needed for that day's orders in an effort to wait out the high prices. Avocado movement from Southern California expected to remain about the same. Trading was moderate with prices on 60s & 84s higher, 40s-48s lower, and others generally unchanged. Sales demand better than for Mexican fruit, due in part to slightly lower prices on some sizes.

Movement of cucumbers from Mexico crossing through Texas expected about the same. Trading was active early and moderate later with prices medium higher and large lower. Most present shipments from prior bookings and/or previous commitments. Quality is reported as variable. Cucumbers crossings from Mexico through Nogales, Arizona are expected to decrease seasonally. Trading moderate at higher prices. Quality is reported as variable due to heat in

For more information on:

- [Shipping Point Report Details](#)
- [Movement Report Details](#)
- [Generating Custom Reports](#)

For assistance please contact: jeff.main@usda.gov

[Custom Average Tool \(CAT\) Graphing tool and aggregated data source.](#)

growing areas. Cucumbers from Central and South Florida movement expected to decrease slightly. Trading fairly active at higher prices for waxed. Supplies light with most growers having finished harvest by the end of the week. Quality for remaining supplies reported as generally good. Mexico crossings of cucumbers through Otay Mesa are expected to increase seasonally. Trading active to fairly active. The first F.O.B. price report has been issued and prices 36s were higher, others slightly higher and expected to go slightly higher as volumes remain steady. Quality is reported as generally good. Light shipments are being reported for cucumbers out of South Georgia. Trading moderate, with prices carton 24s lower and others higher. Quality is reported as generally good. The first report has been issued for very light movement currently underway out of Eastern North Carolina, with more expected by the week of June 4. No F.O.B. price report is currently being issued.

Movement of green bell peppers out of Coachella Valley California expected to increase seasonally over the next few weeks. Trading fairly active early increasing to active later. Prices slightly higher with good demand reported. Quality is reported as variable. Movement of green bell peppers from Mexico crossing through Nogales, Arizona expected to decrease sharply as most shippers are finished for the season. The last report has been issued as current supplies are insufficient and in too few hands to establish a market. Quality on remaining supplies reported as variable, with lighter crossings expected to continue through the end of May. Movement of green bell peppers out of Central and South Florida expected to decrease as more shippers finish the season. Trading active with prices generally unchanged. Demand good through the week for light to very light supplies. Quality reported as generally good. The first F.O.B. price report has been issued for green bell peppers out of South Georgia. Trading moderate on light shipments, with prices trending lower through the week for increasing supplies.

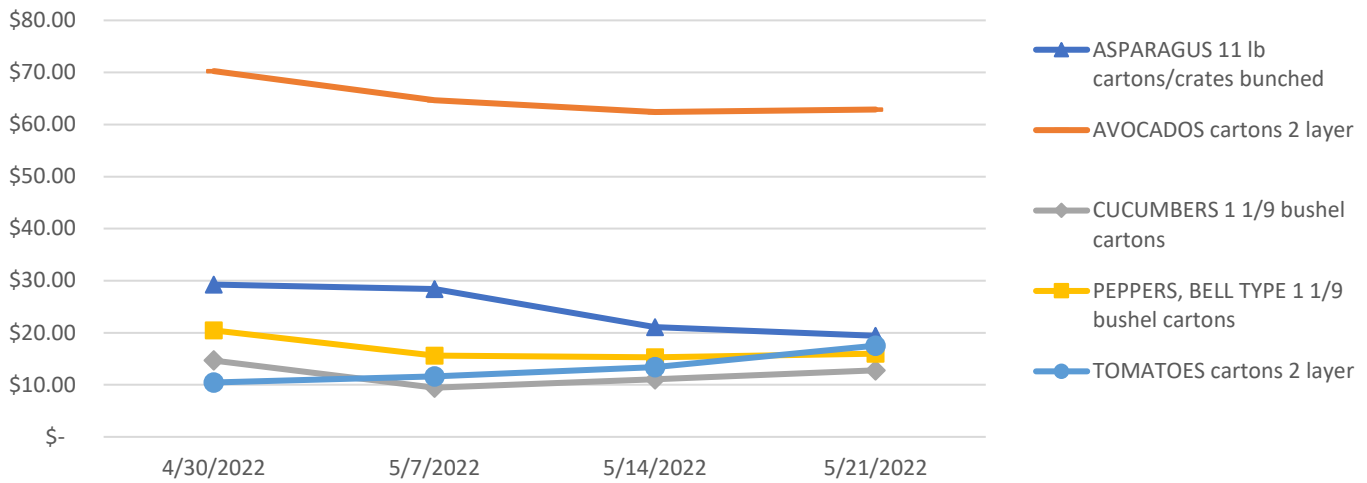
Tomato movement out of Central and South Florida expected to increase. Trading active at higher prices. Demand good to very good. Supplies out of Central Florida decreasing with a few growers expecting to finish harvest within the next week. Quality reported as generally good. Movement of Mexico tomatoes crossing through Texas expected about the same. Trading active, with prices higher to much higher. Quality reported as generally good. Movement of Mexican tomatoes crossing through Nogales, Arizona expected to decrease seasonally. Trading very active early decreasing to moderate later. Prices 4x4s-4x5s slightly lower, 5x5s-5x6s lower. Quality is reported as generally good, but volumes expected to decrease sharply as most shippers are finishing up for the season. Movement of tomatoes from Mexico crossings through Otay Mesa, California is expected to increase seasonally, with current supplies insufficient and in too few hands to establish a market. The first F.O.B. price report is expected to be issued the week of May 29, and quality is currently reported as generally good. Light harvest has begun for tomatoes in Florida West, with sufficient volumes and number of shippers expected within the next 2 weeks. Current demand is good with prices about steady. Light shipments of tomatoes out of Southeastern Arkansas expected to begin within 7-10 days. No F.O.B. price report is currently being issued, with sufficient volume and number of shippers expected by the week of June 5.

The following table provides a four-week price trend of the highest traded commodities this week.

Four Week Price Trend in U.S. Dollars

Commodity	Package	4/30/2022	5/7/2022	5/14/2022	5/21/2022
ASPARAGUS	11 lb. cartons/crates bunched	\$ 29.25	\$ 28.42	\$ 21.08	\$ 19.42
AVOCADOS	cartons 2 layer	\$ 70.25	\$ 64.68	\$ 62.39	\$ 62.89
CUCUMBERS	1 1/9-bushel cartons	\$ 14.65	\$ 9.45	\$ 11.09	\$ 12.81
PEPPERS, BELL TYPE	1 1/9-bushel cartons	\$ 20.45	\$ 15.62	\$ 15.28	\$ 15.95
TOMATOES	cartons 2 layer	\$ 10.45	\$ 11.59	\$ 13.38	\$ 17.52

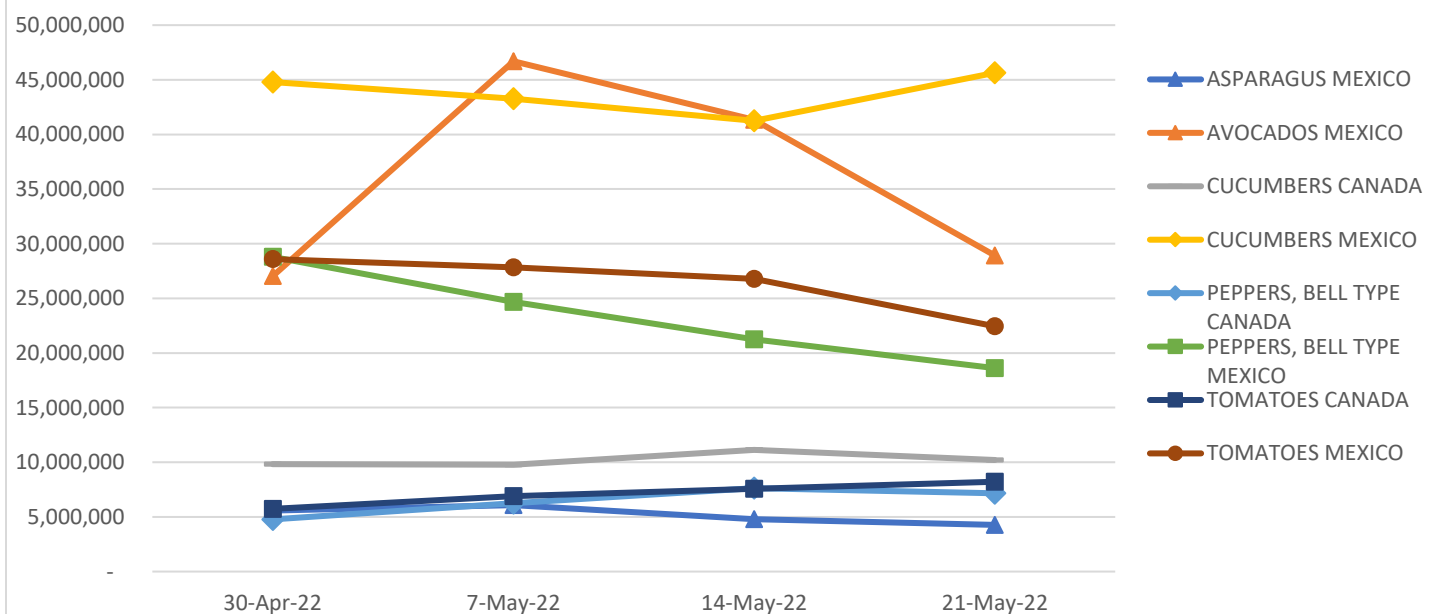
USMCA: COMMODITY PRICE TRENDS



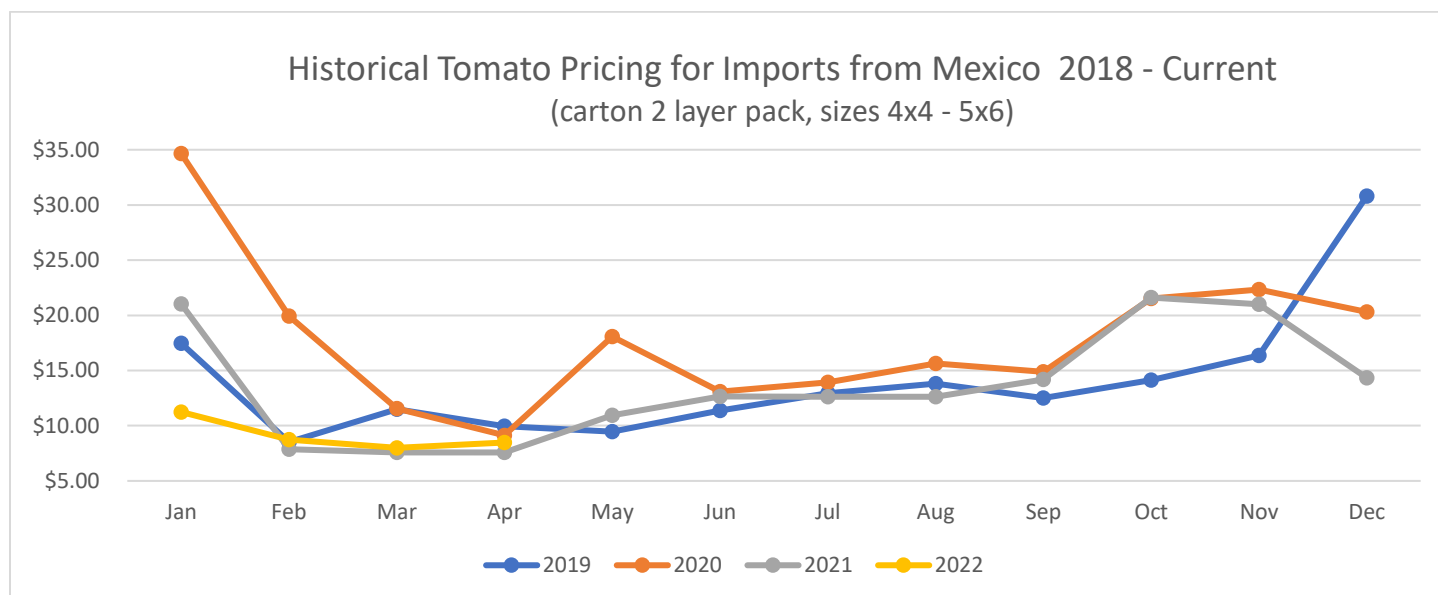
Four Week Movement in Pounds

COMMODITY	ORIGIN	30-Apr-22	7-May-22	14-May-22	21-May-22
ASPARAGUS	MEXICO	5,572,186	6,078,168	4,805,954	4,270,129
AVOCADOS	MEXICO	27,031,494	46,693,889	41,340,825	28,920,104
CUCUMBERS	CANADA	9,842,344	9,776,299	11,134,777	10,199,322
	MEXICO	44,788,922	43,273,654	41,247,861	45,636,717
PEPPERS, BELL TYPE	CANADA	4,775,418	6,257,940	7,629,119	7,149,707
	MEXICO	28,793,129	24,679,668	21,258,511	18,614,713
TOMATOES	CANADA	5,737,963	6,905,361	7,560,226	8,216,908
	MEXICO	28,585,404	27,835,170	26,796,454	22,445,786

USMCA: COMMODITY MOVEMENT TRENDS



The following chart, *Historical Tomato Pricing for Imports from Mexico*, is a four-year view of Mexican tomato prices at shipping point. Tomatoes are shown as they are the most consistently traded year-round. They have the highest volume of product moving between the U.S., Mexico, and Canada, along with a high level of market coverage of tomatoes by USDA Market News.



To be regarded as "seasonal and perishable," agricultural products must meet the following conditions: (1) the products are fresh or chilled products falling under the following HS2002 tariff codes: 0701, 0702, 0703, 0704, 0705, 0706, 0707, 0708, 0709, 0803, 0804, 0805, 0806, 0807, 0808, 0809, 0810; (2) the products are marketed in raw form for consumption without "further processing" ("further processing" refers to e.g. crushing, juicing, canning, or any other process that transforms the product from its raw form); and (3) the products normally are marketed within eight weeks after harvesting.

For information on the imported volume and prices of the remaining Seasonal and Perishable commodities listed below please visit:

<https://www.marketnews.usda.gov/mnp/fv-home>

- Potatoes
- Tomatoes
- Onions, shallots, garlic, leeks, and other alliacious vegetables
- Cabbages, cauliflower, kohlrabi, kale, and similar edible brassicas
- Lettuce (*Lactuca sativa*) and chicory (*Cichorium spp.*)
- Carrots, turnips, salad beets (salad beetroot), salsify, celeriac, radishes, and similar edible roots
- Cucumbers, including gherkins
- Leguminous vegetables, shelled or unshelled
- Other vegetables, fresh or chilled: asparagus, eggplants, celery, mushrooms and truffles, peppers (*Capsicum* or of the genus *Pimenta*), spinach, artichokes, olives, pumpkins, squash, and gourds
- Bananas and plantains
- Dates, figs, pineapples, avocados, guavas, mangoes, and mangosteens
- Citrus fruit
- Grapes
- Melons (including watermelons) and papayas (papaws)
- Apples, pears, and quinces
- Apricots, cherries, peaches (including nectarines), plums (including prune plums) and sloes
- Other fruit: strawberries, raspberries, blackberries, mulberries, loganberries, black, white, or red currants and gooseberries (other than kiwifruit), cranberries, blueberries, and other fruits of the genus *Vaccinium*, kiwifruit, durians, persimmons,
- Other berries; tamarinds