



Specialty Crops Market News Division

Agricultural
Marketing
Service

National Retail Report - Specialty Crops

Websites: www.marketnews.usda.gov/mnp/fv-home and <http://www.ams.usda.gov/mnreports/fvwretail.pdf>
and http://www.ams.usda.gov/mnreports/wa_lo100.txt

Volume XVI - Number 23

Issued Weekly

Friday, June 10, 2022

Advertised Prices for Specialty Crops at Major Retail Supermarket Outlets ending during the period of 06/04 to 06/16^{1,2}

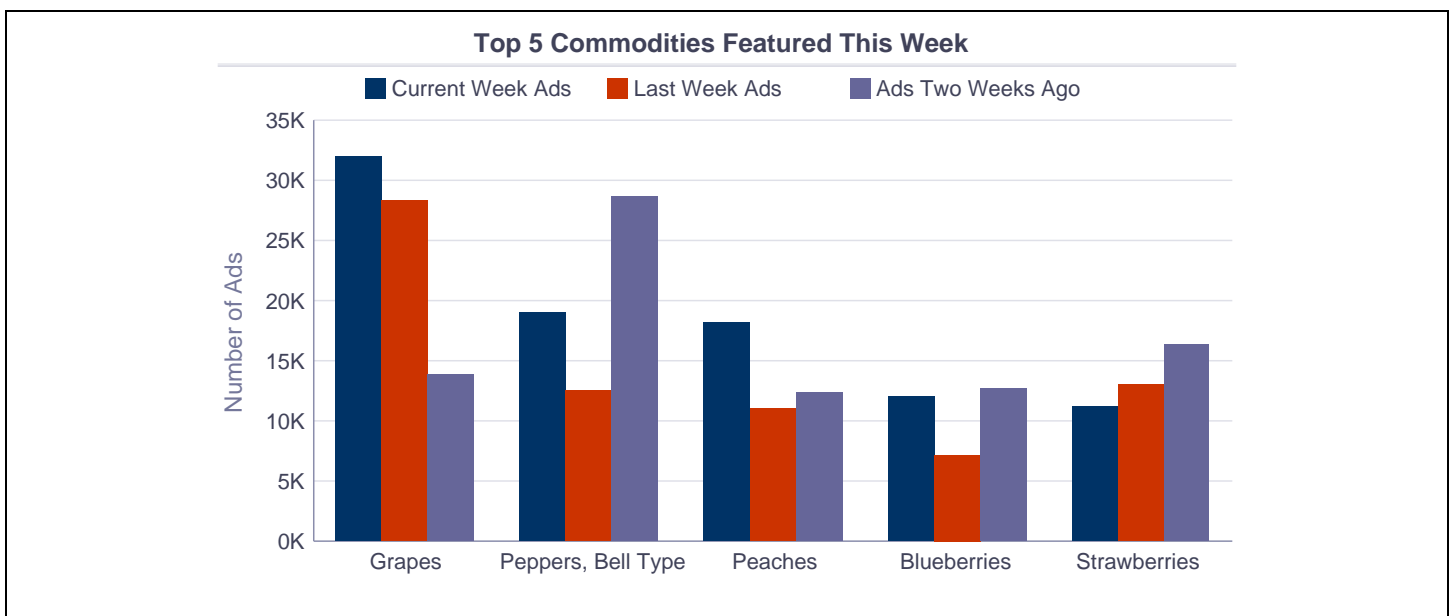
Back to Basics

As shoppers lament higher prices on gas, goods, and services, retailers worked to help them stretch their grocery budgets this week. Families opting to save money by cooking at home found deals on a wide array of local and new crop produce. Stone fruit from California and the Southeastern U.S. was featured in virtually every flyer this week. Grapes, blueberries, watermelons, and cantaloups were also popular. Fresh corn, locally grown zucchini and yellow squashes, lettuce, asparagus, and tomatoes were on hand for light summer meals.

Total ad numbers this week were 303,536, a 10% increase from last week's 276,793. The total for the same week last year was 13% higher than for this year. The total number of ads broken out by commodity groups: fruit 170,575 (56% of all ads), onions and potatoes 18,409 (6%), vegetables 109,875 (36%), herbs 1,732, ornamentals 671, and hemp 2,274. The number of ads for organic produce was 55,946, 18% of total ads.

The following are the prices of major advertised items (3,000 plus stores) this week, compared to the same week last year. Significant increases in price for fruit this week included red cherries at 52%, yellow peaches at 34%, seedless grapes (black at 26%, white at 18%, organic white at 12%), blueberries (6 oz) at 21%, raspberries at 19%, yellow nectarines at 17%, seedless watermelons at 17%, pineapples at 15%, and Braeburn apples at 12%. There were no significant decreases. There were no significant changes in price for onions and potatoes this week. Significant increases in price for vegetables this week included corn at 31%, bell peppers (yellow at 20%, orange at 19%, red at 12%), and Iceberg lettuce at 12%. There were no significant decreases.

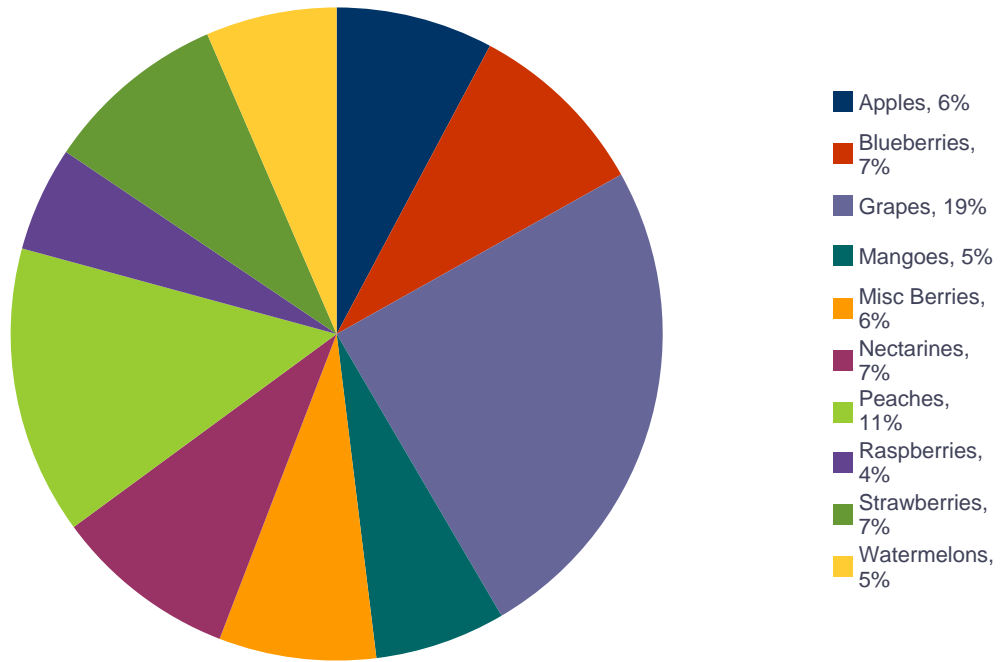
For more detailed information on organic and locally grown produce visit the National Retail--Local and Organic Report at: http://www.ams.usda.gov/mnreports/wa_lo100.txt



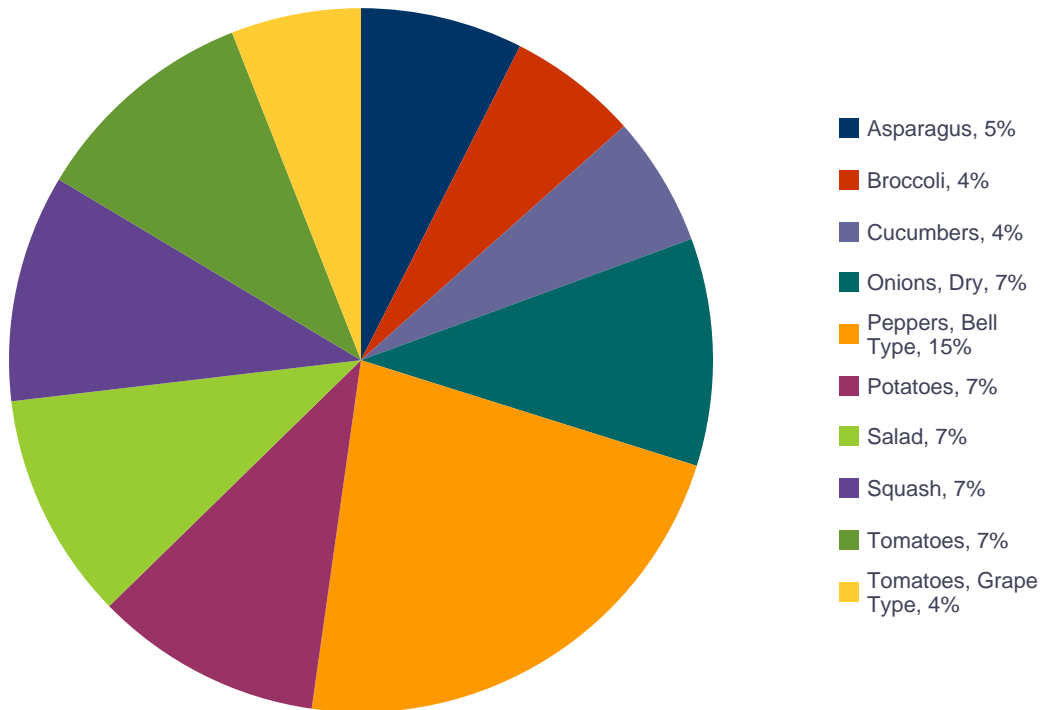
1 - Specialty Crops Market News surveys over 400 retailers, comprising over 30,300 individual stores, with online weekly advertised features.

2 - Date range reflects one week of data collection ending on the report date and encompasses ad pricing good from the Saturday before the report release date through the following Friday.

Top 10 Fruits as Percentage of Total Fruit Ads



Top 10 Vegetables as Percentage of Total Vegetable Ads Including Onions and Potatoes





NATIONAL SUMMARY

(not including AK & HI)

FRUITS								
Commodity	Variety	Unit	THIS WEEK		LAST WEEK		LAST YEAR	
			Stores With Ads	Wtd Avg Price	Stores With Ads	Wtd Avg Price	Stores With Ads	Wtd Avg Price
Apples	Fuji	per pound	970	1.38	896	1.44	1,403	1.34
Apples	Fuji	3 lb bag	37	3.49	78	3.77	860	3.80
Apples	Fuji	5 lb bag	261	5.83	286	5.99	233	5.99
Apples	Gala	per pound	896	1.05	527	1.62	855	1.45
Apples	Gala	3 lb bag	202	4.19	511	4.39	1,411	3.75
Apples	Golden Delicious	per pound	16	1.69			344	1.28
Apples	Granny Smith	per pound	1,629	1.13	558	1.54	340	1.65
Apples	Granny Smith	3 lb bag	547	4.90	70	3.86	446	3.48
Apples	Honeycrisp	per pound	2,897	2.58	2,299	2.14	2,303	2.54
Apples	Mcintosh	per pound	6	1.29	6	1.29		
Apples	Pink Lady/Cripps Pink	per pound	1,306	1.75	2,171	1.33	475	1.35
Apples	Pink Lady/Cripps Pink	3 lb bag	510	5.01	479	4.92	809	3.85
Apples	Red Delicious	per pound	563	1.18	523	1.10	268	1.26
Apples	Red Delicious	2 lb bag	8	2.79	144	2.52	18	1.99
Apples, Processed	Juice	64 oz (1/2 gallon)	2,051	2.35	2,256	2.18	3,815	1.80
Apples, Processed	Juice	128 oz (1 gallon)	367	5.16	116	3.34	257	4.77
Apples, Processed	Juice Marked Cider	64 oz (1/2 gallon)	126	2.08	15	1.99	190	1.69
Apples, Processed	Juice Marked Cider	128 oz (1 gallon)	186	4.49			16	1.99
Apricots		per pound	1,882	3.48	1,920	3.64	2,655	3.11
Avocados	Hass	each	4,651	1.38	2,867	1.68	6,639	1.23
Avocados	Various Greenskin Varieties	each	8	2.99				
Bananas		per pound	637	0.50	474	0.52	517	0.48
Blueberries		6 oz package	3,072	3.12	1,412	3.21	683	2.59
Blueberries		1 pint package	3,137	3.07	1,416	3.42	5,435	2.83
Blueberries		18 oz package	1,237	5.74	1,750	4.97	2,331	4.12
Cantaloups		each	5,775	3.01	4,738	3.10	5,758	2.99
Cantaloups		per pound	686	0.58	298	0.69	598	0.51
Cherries	Red Varieties	per pound	2,943	5.93	7,630	5.39	9,614	3.93
Clementines		3 lb bag	108	5.90	404	6.45	423	5.34
Clementines		2 lb bag	18	4.99	658	4.52	77	3.61
Grapefruit	Red	each	200	1.50	96	1.06	57	0.98

Wtd Avg - Simple weighted average



Grapefruit	Red	per pound	13	0.74				
Grapes	Black Seedless	per pound	3,696	2.10	3,492	2.36	3,756	1.67
Grapes	Red Globe	per pound	34	1.99	16	2.00	25	2.79
Grapes	Red Seedless	per pound	10,683	1.94	8,117	2.19	10,296	1.97
Grapes	White Seedless Type	per pound	7,342	2.12	7,610	2.05	10,185	1.81
Honeydews		each	585	3.68	1,983	3.26	2,159	2.92
Honeydews		per pound	374	0.94	328	1.01	26	0.94
Kiwifruit	Hayward	each	528	0.67	1,073	0.68	603	0.48
Kiwifruit	Hayward	1 lb bag	71	3.42			21	4.61
Lemons		each	1,326	0.68	1,619	0.60	849	0.65
Lemons		2 lb bag	339	3.97	312	4.12	706	3.60
Limes		each	2,042	0.61	2,540	0.31	2,536	0.41
Limes		per pound	271	0.69	243	0.70	217	0.68
Mangoes		each	6,763	1.08	9,776	0.94	7,702	1.01
Misc Berries	Blackberries	5.6 - 6 oz package	8,542	2.48	4,389	2.86	4,991	2.60
Nectarines	Various White Flesh Varieties	per pound	1,969	2.71	1,182	2.97	1,967	2.44
Nectarines	Various Yellow Flesh Varieties	per pound	7,065	2.56	5,351	2.75	4,754	2.18
Oranges	Navel	each	860	1.07	1,358	1.17	867	1.01
Oranges	Navel	per pound	285	1.11	297	1.55	467	1.07
Oranges	Navel	3 lb bag	603	5.78	9	3.99	252	3.97
Oranges	Navel	4 lb bag	46	5.99	38	5.99	130	4.00
Oranges	Valencia	each	17	0.99				
Oranges	Valencia	per pound	95	0.99	52	1.03	5	0.50
Oranges	Valencia	4 lb bag	2	5.99				
Papaya	Maradol/Tainung Types	per pound	495	0.93	856	0.94	507	0.87
Papaya	Solo Type	per pound	21	0.62	11	0.99	183	2.15
Peaches	Various White Flesh Varieties	per pound	2,371	2.76	1,756	3.10	2,589	2.25
Peaches	Various Yellow Flesh Varieties	per pound	13,578	2.07	8,348	2.44	13,218	1.54
Pears	Bartlett	per pound	429	1.78	661	1.66	1,407	1.63
Pears	Bosc	per pound	77	1.44	16	1.49	122	1.69
Pears	D'Anjou	per pound	1,221	1.64	858	1.48	249	1.06
Pineapples		each	5,895	2.95	5,404	2.46	3,434	2.58
Pineapples		per pound	267	0.73	289	0.78	94	0.50
Plums		per pound	1,318	2.82	313	2.26	928	2.11
Plums	Interspecific Type	per pound	622	3.44	43	2.99	36	2.83
Pomegranates		each	24	4.99	276	2.50	19	2.05
Raspberries	Red	6 oz package	4,565	3.00	3,596	3.14	4,323	2.54
Strawberries		1 lb package	6,391	2.80	8,000	2.76	6,066	2.68



Strawberries		2 lb package	1,606	4.58	2,800	4.88	3,048	4.52
Tangerines		3 lb bag	265	5.68	647	5.99	709	4.94
Tangerines		2 lb bag	116	3.99	8	2.99	39	3.52
Watermelons	Red Flesh Seeded Type	each	314	5.80			472	4.06
Watermelons	Red Flesh Seeded Type	per pound	12	0.39	55	0.72		
Watermelons	Red Flesh Seedless Miniature	each	1,882	3.50	2,289	3.70	2,405	3.41
Watermelons	Red Flesh Seedless Type	each	5,893	4.81	4,112	5.14	5,990	4.12
Watermelons	Red Flesh Seedless Type	per pound	830	0.56	643	0.59	734	0.64
ORGANIC								
Apples	Fuji	per pound	9	1.29	224	1.68	1,630	1.90
Apples	Gala	per pound	81	2.23	114	2.11	2,391	2.17
Apples	Gala	2 lb bag	227	5.41	82	4.76		
Apples	Granny Smith	per pound	93	2.03	74	2.04	5	2.29
Apples	Honeycrisp	per pound	19	3.49	348	3.77	1,206	3.13
Apples	Honeycrisp	2 lb bag	35	5.99				
Apples, Processed	Juice	64 oz (1/2 gallon)	124	3.51	138	3.42	21	5.99
Apricots		per pound	407	3.94	345	3.99	102	4.58
Avocados	Hass	each	1,020	2.26	245	1.35	1,271	1.70
Bananas		per pound	1,116	0.80	138	0.87	597	0.79
Blueberries		6 oz package	3,504	3.55	2,107	3.50	2,030	3.61
Blueberries		1 pint package	467	4.68	253	4.04	862	3.96
Blueberries		18 oz package	565	6.46	214	4.66	596	6.43
Cantaloups		each	58	4.35	359	3.27	414	3.30
Cantaloups		per pound	61	1.26	11	1.49	23	0.99
Cherries	Rainier	per pound	5	7.99				
Cherries	Red Varieties	per pound	69	7.99	8	4.99	93	5.79
Grapes	Black Seedless	per pound	1,393	2.71	1,326	2.90	1,638	2.22
Grapes	Red Seedless	per pound	4,331	3.03	3,734	3.00	4,284	2.81
Grapes	White Seedless Type	per pound	4,280	3.02	3,746	3.03	3,685	2.71
Honeydews		each	8	3.62	74	3.99		
Honeydews		per pound	11	1.99	32	1.53		
Kiwifruit	Hayward	1 lb bag	64	4.59			276	3.99
Lemons		each	32	0.81	25	0.83		
Lemons		2 lb bag	255	4.99	27	2.99	44	4.85
Mangoes		each	883	1.90	814	1.49	1,321	1.63
Misc Berries	Blackberries	5.6 - 6 oz package	1,357	3.48	838	3.99	2,691	3.43
Nectarines	Various White Flesh Varieties	per pound	286	3.02	273	3.01	73	2.91
Nectarines	Various Yellow Flesh Varieties	per pound	1,710	3.35	726	3.38	2,580	2.72

Wtd Avg - Simple weighted average



Oranges	Valencia	per pound	130	1.50			12	1.50
Oranges	Valencia	4 lb bag	9	5.99	276	4.99		
Peaches	Various White Flesh Varieties	per pound	305	3.10	32	4.12	468	2.41
Peaches	Various Yellow Flesh Varieties	per pound	1,729	3.36	741	3.48	3,093	2.68
Pears	Bartlett	per pound	158	2.26			31	1.31
Pears	Bosc	per pound	7	2.49	67	3.09		
Pears	D'Anjou	per pound	56	2.05	155	2.02	10	1.99
Pineapples		each	112	3.32	155	3.31	18	3.00
Raspberries	Red	6 oz package	2,445	3.83	1,040	3.74	3,728	3.52
Strawberries		1 lb package	3,135	3.95	1,839	3.92	5,215	3.83
Watermelons	Red Flesh Seedless Miniature	each	228	4.34	472	4.15	636	4.30
Watermelons	Red Flesh Seedless Type	each	5	8.99	13	8.99	12	6.90
Watermelons	Red Flesh Seedless Type	per pound	23	0.79	23	0.79	6	0.99

ONIONS AND POTATOES

Commodity	Variety	Unit	THIS WEEK		LAST WEEK		LAST YEAR	
			Stores With Ads	Wtd Avg Price	Stores With Ads	Wtd Avg Price	Stores With Ads	Wtd Avg Price
Onions, Dry	Red	per pound	502	1.32	205	1.72	514	0.97
Onions, Dry	Red	2 lb bag	12	1.79	420	3.40	15	0.99
Onions, Dry	White	per pound	914	0.91	584	0.81	946	0.66
Onions, Dry	Yellow	per pound	698	1.11	478	0.99	380	0.84
Onions, Dry	Yellow	2 lb bag	206	2.03	88	1.81	207	1.42
Onions, Dry	Yellow	3 lb bag	507	2.76	719	2.62	1,023	1.86
Onions, Dry	Yellow	5 lb bag	8	2.28				
Onions, Dry	Yellow Marked Sweet	per pound	2,592	1.20	3,057	1.10	5,449	1.03
Onions, Dry	Yellow Marked Sweet	2 lb bag	150	2.04	564	3.14	235	2.40
Onions, Dry	Yellow Marked Sweet	3 lb bag	1,704	3.02	1,873	3.49	1,631	2.94
Onions, Dry	Yellow Marked Sweet	5 lb bag	500	5.29	875	5.20	1,065	3.90
Potatoes	Round Red	per pound	774	1.07	524	0.95	381	0.87
Potatoes	Round Red	3 lb bag	126	3.26	13	2.50	64	2.99
Potatoes	Round Red	5 lb bag	1,699	3.75	2,659	3.35	2,494	3.19
Potatoes	Round White	per pound	75	0.88	144	0.93	173	0.88
Potatoes	Round White	5 lb bag	96	4.25	19	2.50	254	3.61
Potatoes	Russet	per pound	1,631	0.98	1,214	0.94	1,258	0.89
Potatoes	Russet	3 lb bag	21	1.88				
Potatoes	Russet	5 lb bag	1,977	2.86	3,022	3.05	3,021	2.60
Potatoes	Russet	10 lb bag	209	3.35	604	3.98	553	3.17

Wtd Avg - Simple weighted average



Potatoes	Russet	8 lb bag	267	4.77	376	4.68	316	2.99
Potatoes	Yellow Type	per pound	58	0.90	83	1.23	28	0.91
Potatoes	Yellow Type	3 lb bag	279	5.31	47	2.85	308	5.35
Potatoes	Yellow Type	5 lb bag	1,567	3.23	360	3.48	702	3.70
ORGANIC								
Onions, Dry	Red	per pound	152	1.79	4	1.99	384	1.68
Onions, Dry	Yellow	per pound	282	1.63	130	1.45	477	1.60
Onions, Dry	Yellow	3 lb bag	14	3.99	57	3.99		
Onions, Dry	Yellow Marked Sweet	2 lb bag	10	3.49	134	2.89	99	2.98
Onions, Dry	Yellow Marked Sweet	3 lb bag	1,031	2.99	239	4.42		
Potatoes	Round Red	per pound	12	1.99				
Potatoes	Russet	per pound	130	1.49	130	1.49	130	1.69
Potatoes	Russet	5 lb bag	3	4.99			8	5.99
Potatoes	Yellow Type	per pound	62	3.60	50	3.99	50	1.09
VEGETABLES								
Commodity	Variety	Unit	THIS WEEK		LAST WEEK		LAST YEAR	
			Stores With Ads	Wtd Avg Price	Stores With Ads	Wtd Avg Price	Stores With Ads	Wtd Avg Price
Artichokes		each	458	2.51	1,115	2.68	357	2.12
Asparagus	Green	per pound	6,664	2.86	7,286	2.79	6,503	2.68
Beans	Round Green Type	per pound	1,019	1.46	2,053	1.65	649	1.33
Beets		per bunch	9	1.50			7	2.49
Beets		per pound	94	0.72	23	0.45	49	0.60
Bok Choy		per pound	18	1.27			13	0.99
Broccoli		per pound	95	1.19	92	1.00	270	0.89
Broccoli		per bunch	1,802	2.85	1,257	2.91	1,850	2.32
Broccoli	Baby Hybrid Type	per bunch	1,135	2.50	6	1.28	21	1.50
Broccoli	Crown Cut	per pound	2,399	1.70	2,626	1.68	4,095	1.48
Brussels Sprouts		per pound	156	3.37	406	1.66	403	2.42
Cabbage	Round Green Type	per pound	1,280	0.67	2,150	0.74	1,009	0.63
Carrots		per pound	136	0.50	264	0.69	148	0.44
Carrots		1 lb bag	140	0.85	49	0.82	1	0.69
Carrots		2 lb bag	314	1.19	10	1.44	475	1.26
Carrots	Baby Peeled	1 lb bag	1,139	1.52	3,022	1.37	1,938	1.34
Carrots	Baby Peeled	2 lb bag	412	2.49	372	2.81	181	2.29
Cauliflower		each	2,025	2.75	1,755	2.75	3,166	2.49
Cauliflower		per pound	858	1.33	418	1.12	617	0.94

Wtd Avg - Simple weighted average



Celery		each	637	1.49	98	1.57	2,009	1.23
Celery		per pound	55	0.99			40	1.30
Celery	Hearts	each	956	2.57	370	2.95	1,092	2.59
Chinese Cabbage		per pound	8	1.29			8	0.99
Cilantro		per bunch	1,697	0.64	571	0.47	959	0.56
Corn-Sweet		each	3,971	0.64	3,191	0.55	6,072	0.49
Cucumbers		each	2,252	0.86	2,953	0.73	2,370	0.60
Cucumbers		per pound	37	0.50	104	0.78	21	0.87
Cucumbers	Long Seedless-Greenhouse	each	2,096	1.15	1,832	1.10	4,279	1.38
Eggplant		per pound	382	1.52	395	1.49	703	1.31
Eggplant		each	310	2.50	154	1.18	148	0.97
Garlic		per pound	17	1.99	17	1.99	38	3.06
Garlic		per sleeve	161	1.26	279	1.31	262	1.47
Greens	Collard	per bunch	279	2.21	64	2.49	301	2.19
Greens	Collard	per pound	276	1.47	324	1.49	9	0.99
Greens	Collard	1 lb bag	48	3.50	453	2.50		
Greens	Kale	per bunch	328	1.80	101	1.94	341	1.33
Greens	Kale	per pound	292	1.47	324	1.49		
Greens	Kale	1 lb bag	48	3.50			18	2.50
Greens	Swiss Chard	per bunch	18	2.48			18	2.77
Lettuce, Iceberg		each	3,372	1.39	357	1.40	3,067	1.24
Lettuce, Other	Green Leaf	each	308	2.08	1,211	1.49	1,733	1.27
Lettuce, Other	Green Leaf	per pound	195	1.79	276	1.27	430	1.27
Lettuce, Other	Red Leaf	each	237	2.26	1,339	1.54	1,733	1.27
Lettuce, Other	Red Leaf	per pound	195	1.79	301	1.33	430	1.27
Lettuce, Romaine		each	593	2.77	275	1.44	600	1.16
Lettuce, Romaine		per pound	104	1.88	129	1.77	308	1.28
Lettuce, Romaine	Hearts	3 count package	1,709	3.37	1,627	2.93	2,505	2.70
Mushrooms	Portobella	per pound	80	2.99	6	3.99	12	2.99
Mushrooms	Portobella	8 oz package	72	2.36	100	2.68	835	2.31
Mushrooms	Portobella	6 oz package	80	3.39	178	3.85	494	2.99
Mushrooms	White	per pound	11	2.00	6	2.49	284	2.62
Mushrooms	White	8 oz package	1,511	1.95	1,873	1.94	2,899	1.70
Onions Green		per bunch	1,265	0.69	1,099	0.64	992	0.61
Peppers, Bell Type	Green	per pound	276	1.63	155	1.93	333	1.47
Peppers, Bell Type	Green	each	1,708	0.89	1,900	0.85	1,092	0.71
Peppers, Bell Type	Orange	per pound	70	2.82	234	2.35	363	3.08
Peppers, Bell Type	Orange	each	3,438	1.39	2,396	1.27	3,285	1.17
Peppers, Bell Type	Orange-Greenhouse	each	544	1.15	73	1.57	793	1.62



Peppers, Bell Type	Red	per pound	497	2.76	658	2.43	1,109	2.43
Peppers, Bell Type	Red	each	4,270	1.30	2,933	1.22	4,729	1.16
Peppers, Bell Type	Red-Greenhouse	each	544	1.15	73	1.57	793	1.62
Peppers, Bell Type	Yellow	per pound	133	2.76	234	2.35	836	2.54
Peppers, Bell Type	Yellow	each	3,489	1.39	2,421	1.27	3,291	1.16
Peppers, Bell Type	Yellow-Greenhouse	each	544	1.15	73	1.57	793	1.62
Peppers, Other	Jalapeno	per pound	448	0.90	2,057	1.08	872	0.92
Peppers, Other	Mixed Mini Sweet Types	1 lb package	494	3.27	2,265	2.82	528	3.07
Peppers, Other	Serrano	per pound	78	1.05	191	0.93	92	0.85
Radishes		per bunch	938	1.08	323	1.29	434	0.98
Radishes		1 lb bag	30	1.37	144	1.36	56	1.56
Salad	Mixed Types	1 lb bag	25	2.27	18	2.00		
Salad	Mixed Types	10 - 12 oz package	2,093	2.56	3,241	2.94	2,656	2.47
Salad	Mixed Types	5 - 9 oz package	2,064	2.79	3,061	2.91	3,200	2.45
Spinach		per bunch	354	1.45	136	1.09	70	1.39
Spinach	Flat, Baby Type	10 oz package	309	3.32	193	3.30	274	2.53
Spinach	Flat, Baby Type	1 lb package	28	3.50	37	3.50		
Spinach	Flat, Baby Type	8 oz package	178	2.20	157	2.46	32	2.44
Spinach	Flat, Baby Type	9 oz package	85	2.64	11	3.00		
Spinach	Flat, Baby Type	5 - 6 oz package	291	3.33	1,362	2.97	252	2.07
Squash	Grey	per pound	509	0.94	779	0.92	375	0.76
Squash	Spaghetti	per pound	6	0.89	6	0.89	6	0.69
Squash	Yellow Crookneck/Straightneck	per pound	2,789	1.29	2,542	1.38	2,136	1.22
Squash	Zucchini	per pound	3,176	1.29	2,458	1.36	2,754	1.26
Sweet Potatoes		per pound	1,337	0.97	1,089	0.87	1,076	1.02
Tomatillos		per pound	554	1.00	542	1.08	628	0.72
Tomatoes		per pound	1,638	1.68	1,698	1.39	2,537	1.54
Tomatoes	Vine Ripe - Heirloom Varieties-Greenhouse	per pound	27	3.10	119	3.45		
Tomatoes	Vine Ripes	per pound	317	1.52	283	1.64	872	1.75
Tomatoes	Vine Ripes, On The Vine-Greenhouse	per pound	4,450	1.67	6,462	1.57	5,413	1.54
Tomatoes	Vine Ripes-Greenhouse	per pound	1,488	1.43	234	1.52	426	1.06
Tomatoes, Cherry		1 pint package	82	3.92	30	3.45	8	3.49
Tomatoes, Grape Type		1 pint package	679	2.42	837	2.53	735	2.47
Tomatoes, Grape Type		10 oz package	3,051	2.78	1,085	2.61	2,299	2.64
Tomatoes, Plum Type	Roma	per pound	1,206	1.19	1,275	1.16	1,673	1.08
Vegetables Other	Cactus Leaf (Nopales)	per pound	31	0.85	40	0.84	8	0.69

ORGANIC



Asparagus	Green	per pound	86	3.71	21	3.99	288	2.76
Beans	Round Green Type	per pound	8	2.49	8	2.49	25	3.69
Beets		per bunch	81	3.02	351	2.08	155	2.12
Broccoli		per bunch	240	3.21	87	2.93	52	2.99
Cabbage	Round Green Type	per pound	263	1.71	9	0.99	12	1.29
Carrots		per pound	148	1.34	130	1.39		
Carrots		1 lb bag	226	1.00	45	1.29	51	1.15
Carrots		2 lb bag	31	2.50				
Carrots		per bunch	26	2.25	101	2.35	506	1.78
Carrots	Baby Peeled	1 lb bag	1,986	1.61	728	1.99	2,241	1.62
Cauliflower		each	245	3.86	416	3.62	246	4.68
Celery		each	48	2.49			12	1.59
Celery	Hearts	each	336	2.67	188	3.92	766	3.53
Cilantro		per bunch	35	1.56	46	1.53	118	1.55
Cucumbers		each	356	1.92	224	1.26	45	1.09
Cucumbers	Long Seedless-Greenhouse	each	834	2.37	144	2.51	378	2.52
Eggplant		per pound	6	1.99				
Greens	Collard	per bunch	220	2.00			12	2.49
Greens	Kale	per bunch	95	2.01	250	1.55	107	2.25
Greens	Kale	per pound	11	2.00			70	3.49
Greens	Swiss Chard	per bunch	4	2.29	19	2.51	4	1.50
Lettuce, Iceberg		each	1,223	2.50	48	2.99		
Lettuce, Other	Green Leaf	each	263	2.27	148	2.03	744	1.87
Lettuce, Other	Red Leaf	each	263	2.27	148	2.03	744	1.87
Lettuce, Romaine		each	111	2.69	44	2.52	297	1.99
Lettuce, Romaine	Hearts	3 count package	877	3.81	602	3.73	2,664	3.67
Mushrooms	Portobella	per pound	11	7.99	11	7.99	11	5.99
Mushrooms	Portobella	6 oz package	49	3.99	39	3.99	90	3.89
Mushrooms	White	8 oz package	153	3.08	177	3.02	1,895	2.35
Onions Green		per bunch	91	0.76	281	1.20	6	0.77
Peppers, Bell Type	Orange	each	1,111	1.99	113	2.49	387	2.17
Peppers, Bell Type	Red	each	1,111	1.99	113	2.49	387	2.17
Peppers, Bell Type	Yellow	each	1,111	1.99	113	2.49	387	2.17
Peppers, Other	Mixed Mini Sweet Types	1 lb package	540	4.26	481	3.83	1,088	3.56
Radishes		per bunch	14	2.10	31	1.92	53	1.58
Salad	Mixed Types	1 lb bag	2,154	4.91	329	4.92	1,901	4.04
Salad	Mixed Types	10 - 12 oz package	175	6.56	122	5.69	479	3.21
Salad	Mixed Types	5 - 9 oz package	1,864	3.44	2,909	3.31	2,624	3.34
Spinach	Flat, Baby Type	10 oz	72	7.99	6	4.99	78	5.88

Wtd Avg - Simple weighted average



		package						
Spinach	Flat, Baby Type	1 lb package	16	5.00				
Spinach	Flat, Baby Type	5 - 6 oz package	191	3.14	363	3.47	240	3.15
Squash	Yellow Crookneck/Straightneck	per pound	197	1.60	364	1.81	184	1.59
Squash	Zucchini	per pound	1,808	2.01	409	1.83	1,704	2.13
Sweet Potatoes		per pound	116	1.79			102	1.89
Tomatoes		per pound	407	2.79	130	2.59	130	1.79
Tomatoes	Vine Ripe - Heirloom Varieties-Greenhouse	per pound	27	4.92	250	4.17		
Tomatoes	Vine Ripes	per pound	8	2.99	43	2.99	12	3.99
Tomatoes	Vine Ripes, On The Vine-Greenhouse	per pound	1,264	2.70	931	3.14	1,823	2.02
Tomatoes	Vine Ripes-Greenhouse	per pound	8	2.99	99	1.98	8	2.99
Tomatoes, Cherry		1 pint package	13	2.50	23	2.74	36	2.70
Tomatoes, Grape Type		1 pint package	722	3.14	925	3.51	161	2.79
Tomatoes, Grape Type		10 oz package	826	2.68	1,031	2.59	232	2.76
Tomatoes, Plum Type	Roma	per pound	7	1.99	159	1.99	12	2.49

OTHER SPECIALTY CROPS ITEMS

Commodity	Variety	Unit	THIS WEEK		LAST WEEK		LAST YEAR	
			Stores With Ads	Wtd Avg Price	Stores With Ads	Wtd Avg Price	Stores With Ads	Wtd Avg Price
Hemp (Seeds) Oil		2 oz	113	9.99	113	9.99		
Hemp Protein		16 oz package	31	19.99	31	19.99	287	17.64
Hemp Protein		32 oz package	113	14.99	113	19.99		
Hemp Seeds-Shelled		7 oz package	40	8.39			134	8.88
Hemp Seeds-Shelled		8 oz package	512	7.72	540	8.21	335	8.49
Hemp Seeds-Shelled		12 oz package	53	12.50				
Hemp Seeds-Shelled		16 oz package	311	13.76	292	15.25	50	13.76

ORGANIC

Hemp (Seeds) Oil		16 oz	113	13.50	31	13.59		
Hemp Protein		16 oz package	251	19.54	211	20.50	404	16.02
Hemp Seeds-Shelled		7 oz package	342	9.08	408	9.08	286	8.93
Hemp Seeds-Shelled		8 oz package	26	12.79	31	11.99	31	10.99
Hemp Seeds-Shelled		12 oz package	323	13.48	375	13.56	344	13.10
Hemp Seeds-Shelled		16 oz package	31	13.59			31	12.74

SEASONAL ITEMS

Commodity	Variety	Unit	THIS WEEK	LAST WEEK	LAST YEAR
-----------	---------	------	-----------	-----------	-----------



			Stores With Ads	Wtd Avg Price	Stores With Ads	Wtd Avg Price	Stores With Ads	Wtd Avg Price
Chayote		per pound	80	1.29	207	1.40		
Chayote		each	507	0.95	515	0.98		
Rose, Hybrid Tea		bunched 12s	451	13.17	864	12.55	546	10.83
Tulips		bunched 5s	220	4.00			242	3.34



REGIONAL DETAILS

Commodity Variety	Unit	NORTHEAST U.S.				SOUTHEAST U.S.				MIDWEST U.S.			
		Price Range	Stores with Ads	Wtd Avg Price	% Marked Local	Price Range	Stores with Ads	Wtd Avg Price	% Marked Local	Price Range	Stores with Ads	Wtd Avg Price	% Marked Local
FRUITS													
Apples Fuji	per pound	1.74-1.99	34	1.94		0.99-2.49	410	1.80		0.99	72	0.99	
Apples Fuji	5 lb bag					5.99	220	5.99					
Apples Gala	per pound	0.99-1.99	131	1.45		0.99-1.88	190	1.00		0.99-1.79	89	1.14	
Apples Gala	3 lb bag	3.99	106	3.99		4.98	59	4.98					
Apples Golden Delicious	per pound	1.99	8	1.99						1.39	8	1.39	
Apples Granny Smith	per pound	1.39-1.99	135	1.88		0.99-1.48	233	1.03		0.99	92	0.99	
Apples Granny Smith	3 lb bag	5.99	8	5.99		4.99	453	4.99					
Apples Honeycrisp	per pound	2.49-3.49	194	3.41		1.69-2.99	1,598	2.63		1.88-2.99	451	2.01	
Apples McIntosh	per pound	1.29	6	1.29									
Apples Pink Lady/Cripps Pink	per pound	1.79-1.99	441	1.80									
Apples Pink Lady/Cripps Pink	3 lb bag	5.99	8	5.99		4.99	453	4.99					
Apples Red Delicious	per pound					1.10-1.69	142	1.47		0.99-1.00	39	0.99	
Apples Red Delicious	2 lb bag					2.79	8	2.79					
Apples, Processed Juice	64 oz (1/2 gallon)	2.00-3.50	538	2.34		1.48-3.00	291	2.32		0.99-2.99	249	2.15	
Apples, Processed Juice	128 oz (1 gallon)	5.99	67	5.99		5.79	220	5.79		5.99	15	5.99	
Apples, Processed Juice Marked Cider	128 oz (1 gallon)									4.49	186	4.49	
Apricots	per pound	2.49-4.99	347	3.10		2.49	43	2.49		3.49	186	3.49	
Avocados Hass	each	0.89-1.67	294	1.35		0.99-1.67	1,762	1.14		0.99-1.29	505	1.17	
Avocados Various Greenskin Varieties	each	2.99	8	2.99									
Bananas	per pound	0.39-0.59	291	0.52		0.33-0.59	75	0.40		0.48-0.49	20	0.49	
Blueberries	6 oz package	2.49	106	2.49		2.50-3.34	1,492	3.22		2.50-3.00	38	2.81	
Blueberries	1 pint package	1.88-4.99	1,329	3.06		2.45-4.49	610	3.73		1.99-3.99	804	2.68	
Blueberries	18 oz package					4.99	302	4.99		3.99-6.99	562	5.51	
Cantaloups	each	2.50-4.00	1,098	3.26		2.00-4.99	1,869	3.12	4	1.99-4.99	552	3.54	
Cantaloups	per pound									0.77-0.99	36	0.81	
Cherries Red Varieties	per pound	2.97-7.99	926	5.61		3.99-6.99	1,268	6.06		4.99-6.99	337	6.24	
Clementines	3 lb bag	4.99-5.99	94	5.89		5.99	14	5.99					
Clementines	2 lb bag	4.99	18	4.99									
Grapefruit Red	each					1.50	200	1.50					

Wtd Avg - Simple weighted average



Commodity Variety	Unit	NORTHEAST U.S.				SOUTHEAST U.S.				MIDWEST U.S.			
		Price Range	Stores with Ads	Wtd Avg Price	% Marked Local	Price Range	Stores with Ads	Wtd Avg Price	% Marked Local	Price Range	Stores with Ads	Wtd Avg Price	% Marked Local
Grapefruit Red	per pound									0.89	8	0.89	
Grapes Black Seedless	per pound	0.99-1.99	465	1.54		1.29-3.79	517	2.64		0.99-2.99	768	1.70	
Grapes Red Globe	per pound					1.99	34	1.99					
Grapes Red Seedless	per pound	1.29-2.99	1,665	2.11		1.29-3.79	2,547	1.91		0.95-2.99	2,288	1.65	
Grapes White Seedless Type	per pound	0.99-2.99	926	2.06		1.29-3.79	1,987	2.32		0.99-2.99	1,071	1.76	
Honeydews	each	0.99-5.99	378	3.70		3.50-5.99	45	4.27		2.50-4.99	79	3.95	
Honeydews	per pound									0.77	30	0.77	
Kiwifruit Hayward	each	0.50-0.75	388	0.71		0.67	69	0.67					
Kiwifruit Hayward	1 lb bag	2.99	7	2.99									
Lemons	each	0.30-0.75	198	0.63		0.50-0.89	339	0.60		0.50-0.75	391	0.62	
Lemons	2 lb bag	3.99	193	3.99		3.49-3.99	78	3.84					
Limes	each	0.20-3.99	563	1.26		0.06-0.59	833	0.38		0.13-0.75	205	0.53	
Mangoes	each	0.88-2.00	1,566	1.12		0.67-1.50	1,986	1.12		0.50-2.00	1,003	1.00	
Misc Berries Blackberries	5.6 - 6 oz package	1.99-3.50	1,507	2.84		1.29-4.99	2,252	2.54		0.99-3.50	1,903	1.84	
Nectarines Various White Flesh Varieties	per pound	1.99-4.00	495	2.68		2.49-2.99	461	2.98		1.29-3.49	510	2.64	
Nectarines Various Yellow Flesh Varieties	per pound	1.29-3.99	1,140	2.38		1.88-3.79	2,257	2.93		1.29-3.69	1,336	2.40	
Oranges Navel	each	1.00-1.67	722	1.12		1.00	68	1.00					
Oranges Navel	per pound					1.49	8	1.49		1.79	8	1.79	
Oranges Navel	3 lb bag					4.99-5.99	554	5.86					
Oranges Navel	4 lb bag					5.99	46	5.99					
Oranges Valencia	4 lb bag					5.99	2	5.99					
Papaya Maradol/Tainung Types	per pound	0.99-1.99	80	1.43		1.28	2	1.28		0.69-0.99	48	0.86	
Papaya Solo Type	per pound					0.58	18	0.58		0.89	3	0.89	
Peaches Various White Flesh Varieties	per pound	1.99-4.00	495	2.68		1.59-3.49	738	3.07		1.29-3.49	510	2.64	
Peaches Various Yellow Flesh Varieties	per pound	0.99-3.99	2,765	1.93		0.99-3.79	4,670	2.09	1	0.99-3.69	2,881	1.97	
Pears Bartlett	per pound	0.99-1.99	416	1.77		1.88	2	1.88					
Pears Bosc	per pound									0.98	8	0.98	
Pears D'Anjou	per pound	1.49-1.99	281	1.95						0.98-1.49	295	1.48	
Pineapples	each	1.99-3.99	1,360	3.14		1.98-3.99	2,981	3.10		1.88-3.99	534	2.82	
Plums	per pound	2.99	60	2.99		1.99-2.99	600	2.90		1.99-4.99	322	2.69	

Wtd Avg - Simple weighted average



Commodity Variety	Unit	NORTHEAST U.S.				SOUTHEAST U.S.				MIDWEST U.S.			
		Price Range	Stores with Ads	Wtd Avg Price	% Marked Local	Price Range	Stores with Ads	Wtd Avg Price	% Marked Local	Price Range	Stores with Ads	Wtd Avg Price	% Marked Local
Plums Interspecific Type	per pound					3.79	220	3.79		3.49	186	3.49	
Pomegranates	each	4.99	24	4.99									
Raspberries Red	6 oz package	1.99-3.99	1,775	3.29		1.99-3.50	834	2.74		1.99-3.50	672	2.45	
Strawberries	1 lb package	1.99-4.99	1,564	3.36		1.48-3.99	1,883	2.65		0.99-4.99	1,274	2.64	
Strawberries	2 lb package					4.59-4.98	190	4.98		2.99-5.98	520	4.42	
Tangerines	3 lb bag	5.99	183	5.99		4.99	82	4.99					
Tangerines	2 lb bag									3.99	116	3.99	
Watermelons Red Flesh Seeded Type	each					4.98	59	4.98		5.99	255	5.99	
Watermelons Red Flesh Seeded Type	per pound									0.39	12	0.39	
Watermelons Red Flesh Seedless Miniature	each	2.99-4.99	176	3.71		2.79-4.29	252	3.47		2.99-4.29	128	3.66	
Watermelons Red Flesh Seedless Type	each	3.99-6.99	1,138	5.65		3.95-6.99	2,288	4.67		1.98-7.99	847	4.98	
Watermelons Red Flesh Seedless Type	per pound	0.49-0.99	180	0.73									
FRUITS - ORGANIC													
Apples Gala	per pound	1.99-2.99	81	2.23									
Apples Gala	2 lb bag					5.49	220	5.49		2.99	7	2.99	
Apples Granny Smith	per pound	1.99-2.49	93	2.03									
Apples Honeycrisp	per pound									3.49	19	3.49	
Apples Honeycrisp	2 lb bag									5.99	35	5.99	
Apples, Processed Juice	64 oz (1/2 gallon)	3.29-4.99	46	4.40		2.99	78	2.99					
Apricots	per pound	3.29-4.99	117	3.81		3.99	89	3.99		3.99	61	3.99	
Avocados Hass	each	2.00	70	2.00						0.99	11	0.99	
Bananas	per pound	0.69-0.99	310	0.75						0.69-0.89	456	0.77	
Blueberries	6 oz package	3.49-4.99	190	4.16		3.33-6.00	2,843	3.51		2.99-3.99	267	3.34	
Blueberries	1 pint package	5.99	8	5.99									
Blueberries	18 oz package	6.99	415	6.99									
Cantaloups	each	4.49	30	4.49	100					5.00	6	5.00	
Cantaloups	per pound									1.49	10	1.49	
Cherries Red Varieties	per pound									7.99	69	7.99	
Grapes Black Seedless	per pound	2.99	110	2.99		2.48-2.99	308	2.63		1.99	61	1.99	

Wtd Avg - Simple weighted average



Commodity Variety	Unit	NORTHEAST U.S.				SOUTHEAST U.S.				MIDWEST U.S.			
		Price Range	Stores with Ads	Wtd Avg Price	% Marked Local	Price Range	Stores with Ads	Wtd Avg Price	% Marked Local	Price Range	Stores with Ads	Wtd Avg Price	% Marked Local
Grapes Red Seedless	per pound	2.99-3.99	527	3.08		2.48-3.49	2,015	3.05		1.95-3.29	473	2.78	
Grapes White Seedless Type	per pound	2.99-3.99	511	3.05		2.48-3.49	2,015	3.05		1.99-2.99	446	2.79	
Honeydews	each									2.99	3	2.99	
Lemons	each	0.80	28	0.80									
Lemons	2 lb bag	4.99	255	4.99									
Mangoes	each	2.00-2.50	153	2.02		2.00	220	2.00					
Misc Berries Blackberries	5.6 - 6 oz package	3.99-4.99	291	4.37						1.99-3.99	299	3.18	
Nectarines Various White Flesh Varieties	per pound	3.49	10	3.49									
Nectarines Various Yellow Flesh Varieties	per pound	3.29-4.99	429	3.85		3.29	89	3.29		2.99-4.49	136	3.19	
Oranges Valencia	per pound					1.50	31	1.50					
Peaches Various White Flesh Varieties	per pound	3.49	10	3.49									
Peaches Various Yellow Flesh Varieties	per pound	3.29-4.99	429	3.85		3.29	89	3.29		2.99-4.49	136	3.19	
Pears Bartlett	per pound	1.49	6	1.49									
Pears Bosc	per pound	2.49	7	2.49									
Pears D'Anjou	per pound	1.99-2.49	56	2.05									
Pineapples	each	3.29-3.99	75	3.34		3.29	26	3.29		3.29	11	3.29	
Raspberries Red	6 oz package	3.50-5.00	331	4.02		3.50-4.49	1,046	4.41		1.99-3.99	359	3.63	
Strawberries	1 lb package	2.89-5.99	576	4.79		2.89-4.29	1,213	2.97		3.00-6.99	189	4.22	
Watermelons Red Flesh Seedless Miniature	each	6.99	33	6.99									
Watermelons Red Flesh Seedless Type	each	8.99	5	8.99									
ONIONS AND POTATOES													
Onions, Dry Red	per pound	1.59-1.99	123	1.72		1.29	16	1.29		0.69-1.49	157	1.44	
Onions, Dry Red	2 lb bag					1.79	12	1.79					
Onions, Dry White	per pound									0.49-0.99	20	0.79	
Onions, Dry Yellow	per pound	0.99-1.49	124	1.28									
Onions, Dry Yellow	2 lb bag	1.99	43	1.99		1.95	136	1.95		2.50	27	2.50	
Onions, Dry Yellow	3 lb bag					1.50-2.98	119	2.80		1.99-2.59	31	2.28	
Onions, Dry Yellow Marked Sweet	per pound	0.99-1.49	843	1.11		0.98-1.49	436	1.19	16	0.79-1.39	341	1.19	
Onions, Dry Yellow Marked Sweet	2 lb bag	1.99	134	1.99						2.49-2.50	16	2.49	

Wtd Avg - Simple weighted average



Commodity Variety	Unit	NORTHEAST U.S.				SOUTHEAST U.S.				MIDWEST U.S.			
		Price Range	Stores with Ads	Wtd Avg Price	% Marked Local	Price Range	Stores with Ads	Wtd Avg Price	% Marked Local	Price Range	Stores with Ads	Wtd Avg Price	% Marked Local
Onions, Dry Yellow Marked Sweet	3 lb bag					2.87-3.99	1,409	3.00		2.77-2.99	247	2.94	
Onions, Dry Yellow Marked Sweet	5 lb bag	5.99	267	5.99						4.49	233	4.49	
Potatoes Round Red	per pound	0.99-1.29	531	1.16		0.99	15	0.99					
Potatoes Round Red	3 lb bag					2.99-3.88	118	3.31		2.59	8	2.59	
Potatoes Round Red	5 lb bag	3.99-4.99	171	4.66		2.98-3.99	1,305	3.47		4.99	186	4.99	
Potatoes Round White	5 lb bag	2.50	28	2.50		4.97	68	4.97					
Potatoes Russet	per pound	0.89-1.29	606	1.15		0.57-0.99	249	0.64		0.54-0.99	76	0.85	
Potatoes Russet	3 lb bag									1.88	21	1.88	
Potatoes Russet	5 lb bag	2.99-4.99	126	3.75		2.00-3.99	640	2.98		1.99-3.49	345	2.88	
Potatoes Russet	10 lb bag	4.99	26	4.99		3.33-3.99	42	3.74		4.49-4.99	34	4.81	
Potatoes Russet	8 lb bag					3.99-4.99	255	4.85		2.99	12	2.99	
Potatoes Yellow Type	3 lb bag					2.99-5.99	254	5.59		1.69-2.99	25	2.51	
Potatoes Yellow Type	5 lb bag	2.50-4.99	184	3.08		2.50-4.99	1,187	2.97		3.99-4.99	196	4.94	

ONIONS AND POTATOES - ORGANIC

Onions, Dry Yellow	per pound									1.45	11	1.45	
Onions, Dry Yellow	3 lb bag	2.99-4.99	14	3.99									
Onions, Dry Yellow Marked Sweet	2 lb bag									3.49	10	3.49	
Onions, Dry Yellow Marked Sweet	3 lb bag	2.99	74	2.99		2.99	957	2.99					
Potatoes Russet	per pound									1.49	11	1.49	
Potatoes Russet	5 lb bag	4.99	3	4.99									
Potatoes Yellow Type	per pound									3.99	50	3.99	

VEGETABLES

Artichokes	each					2.50-3.00	57	2.73		2.50-3.49	26	3.18	
Asparagus Green	per pound	1.88-3.99	539	2.96		1.97-3.69	2,505	2.85		1.69-3.58	1,516	2.55	49
Bok Choy	per pound									1.25-1.29	18	1.27	100
Beans Round Green Type	per pound	1.49-1.79	115	1.51		0.99-1.49	167	1.31		0.99-2.19	208	1.40	
Broccoli	per pound					2.99	18	2.99		0.98-0.99	23	0.99	
Broccoli	per bunch	2.00-2.50	31	2.39		2.99	1,355	2.99		2.29-2.50	304	2.43	
Broccoli Baby Hybrid Type	per bunch					2.50	1,135	2.50					
Broccoli Crown Cut	per pound	0.99-2.49	902	1.76		1.48-1.99	522	1.81		0.89-2.49	230	1.61	
Brussels Sprouts	per pound	3.99	86	3.99		2.99	18	2.99		2.48-	52	2.48	

Wtd Avg - Simple weighted average



Commodity Variety	Unit	NORTHEAST U.S.				SOUTHEAST U.S.				MIDWEST U.S.			
		Price Range	Stores with Ads	Wtd Avg Price	% Marked Local	Price Range	Stores with Ads	Wtd Avg Price	% Marked Local	Price Range	Stores with Ads	Wtd Avg Price	% Marked Local
										2.49			
Beets	per bunch	1.50	9	1.50	100								
Beets	per pound					0.69	34	0.69					
Cabbage Round Green Type	per pound	0.49-0.79	279	0.72		0.28-0.69	633	0.63		0.49-0.69	28	0.60	
Carrots	1 lb bag	0.89-1.25	67	1.02		0.88	5	0.88					
Carrots	2 lb bag					2.00	2	2.00		1.50	12	1.50	
Carrots Baby Peeled	1 lb bag	0.99-2.00	342	1.80		1.25-1.69	356	1.61		0.99-1.50	429	1.21	
Carrots Baby Peeled	2 lb bag					2.49	78	2.49		1.99	8	1.99	
Cauliflower	each	1.99-3.99	484	2.66		2.50-3.99	407	3.29		0.79-3.49	518	2.61	
Cauliflower	per pound	2.29	106	2.29						0.79-1.49	220	1.28	
Celery	each	2.00	18	2.00						0.98-2.29	215	1.91	
Celery Hearts	each	1.99-3.49	629	2.65		1.98-3.99	327	2.41					
Chinese Cabbage	per pound									1.29	8	1.29	100
Cilantro	per bunch	0.69-1.50	480	1.09		0.48	191	0.48		0.50-0.59	21	0.54	
Corn-Sweet	each	0.40-0.80	799	0.61		0.25-1.00	1,701	0.52		0.25-4.99	484	1.38	
Cucumbers	each	0.40-1.25	408	0.88		0.33-0.99	352	0.67	3	0.50-1.50	271	0.83	
Cucumbers Long Seedless-Greenhouse	each	0.99-2.00	756	1.19		0.50-1.67	265	0.99		0.50-1.50	550	1.12	
Eggplant	per pound	0.99-1.99	320	1.60		0.99-1.48	48	1.01		1.49	14	1.49	
Garlic	per sleeve	1.50	80	1.50						0.99	15	0.99	
Greens Collard	per bunch					2.00-2.98	279	2.21					
Greens Collard	per pound	0.99-1.49	276	1.47	3								
Greens Collard	1 lb bag	3.50	48	3.50									
Greens Kale	per bunch	1.49	80	1.49		2.00	220	2.00		1.25-2.49	18	1.33	100
Greens Kale	per pound	0.99-1.49	292	1.47	3								
Greens Kale	1 lb bag	3.50	48	3.50									
Greens Swiss Chard	per bunch									2.48-2.49	18	2.48	100
Lettuce, Iceberg	each	0.99-1.99	215	1.34		0.79-1.98	2,338	1.41		0.79-1.79	328	1.61	
Lettuce, Other Green Leaf	each	0.98-2.00	45	1.85		1.50	69	1.50					
Lettuce, Other Green Leaf	per pound	1.49-1.99	79	1.95						1.69	116	1.69	
Lettuce, Other Red Leaf	each	1.25-2.00	43	1.90									
Lettuce, Other Red Leaf	per pound	1.49-1.99	79	1.95						1.69	116	1.69	
Lettuce, Romaine	each	0.99-3.99	399	2.98	5								
Lettuce, Romaine	per pound	1.49-1.99	104	1.88									

Wtd Avg - Simple weighted average



Commodity Variety	Unit	NORTHEAST U.S.				SOUTHEAST U.S.				MIDWEST U.S.			
		Price Range	Stores with Ads	Wtd Avg Price	% Marked Local	Price Range	Stores with Ads	Wtd Avg Price	% Marked Local	Price Range	Stores with Ads	Wtd Avg Price	% Marked Local
Lettuce, Romaine Hearts	3 count package	2.29-3.99	957	3.47		2.98-3.99	332	3.13		2.50-3.99	96	3.39	
Mushrooms Portobella	per pound	2.99	80	2.99									
Mushrooms Portobella	8 oz package	1.67-2.50	56	2.38									
Mushrooms Portobella	6 oz package	3.00	8	3.00						3.19-3.99	72	3.43	
Mushrooms White	per pound									2.00	11	2.00	
Mushrooms White	8 oz package	0.99-2.50	440	1.74		1.79-2.00	225	1.79		1.50-2.50	301	2.09	
Onions Green	per bunch	0.40-0.79	431	0.71		0.50-1.50	24	1.42		0.34-0.75	192	0.64	
Peppers, Bell Type Green	per pound	0.99-2.49	236	1.61						0.99-2.99	30	1.99	
Peppers, Bell Type Green	each	1.00	415	1.00		0.50-1.29	287	0.65		0.59-1.00	563	0.91	
Peppers, Bell Type Orange	per pound	2.69-3.99	60	3.13									
Peppers, Bell Type Orange	each	1.25-1.67	228	1.60		0.99-1.79	1,013	1.60		0.99-1.67	880	1.38	
Peppers, Bell Type Orange-Greenhouse	each	1.00	415	1.00		1.67	78	1.67					
Peppers, Bell Type Red	per pound	1.99-3.99	211	2.52						2.99	15	2.99	
Peppers, Bell Type Red	each	1.25-1.67	228	1.60		0.77-1.79	1,044	1.57		0.99-1.67	888	1.38	
Peppers, Bell Type Red-Greenhouse	each	1.00	415	1.00		1.67	78	1.67					
Peppers, Bell Type Yellow	per pound	2.69-3.99	123	2.90									
Peppers, Bell Type Yellow	each	1.25-1.67	228	1.60		0.99-1.79	1,013	1.60		0.99-1.67	895	1.37	
Peppers, Bell Type Yellow-Greenhouse	each	1.00	415	1.00		1.67	78	1.67					
Peppers, Other Jalapeno	per pound	1.99	8	1.99		0.99	7	0.99		0.79-0.99	20	0.91	
Peppers, Other Mixed Mini Sweet Types	1 lb package	2.50-4.99	343	3.14		2.50	15	2.50		3.49-3.50	58	3.49	
Peppers, Other Serrano	per pound									0.98-1.59	45	1.11	
Radishes	per bunch	0.99-1.99	347	1.57	5					0.99	15	0.99	
Radishes	1 lb bag					1.28	18	1.28		1.50	12	1.50	
Salad Mixed Types	1 lb bag					2.50	18	2.50					
Salad Mixed Types	10 - 12 oz package	1.29-3.99	350	2.46		0.69-2.99	232	2.22		0.99-3.33	930	2.76	
Salad Mixed Types	5 - 9 oz package	2.50-3.99	434	3.12		1.50-2.99	59	2.17		1.88-3.33	765	2.68	3
Spinach	per bunch									0.98-1.69	268	1.60	
Spinach Flat, Baby Type	10 oz package									1.89-4.28	275	3.17	
Spinach Flat, Baby Type	1 lb package	3.50	28	3.50									
Spinach Flat, Baby Type	8 oz package									1.89-3.00	98	2.57	
Spinach Flat, Baby Type	9 oz package									1.89-3.00	79	2.64	
Spinach	5 - 6 oz	3.50-3.99	105	3.92						3.00	175	3.00	

Wtd Avg - Simple weighted average



Commodity Variety	Unit	NORTHEAST U.S.				SOUTHEAST U.S.				MIDWEST U.S.			
		Price Range	Stores with Ads	Wtd Avg Price	% Marked Local	Price Range	Stores with Ads	Wtd Avg Price	% Marked Local	Price Range	Stores with Ads	Wtd Avg Price	% Marked Local
Flat, Baby Type	package												
Squash Spaghetti	per pound	0.89	6	0.89									
Squash Yellow Crookneck/Straightneck	per pound	0.99-2.49	627	1.46		0.99-1.79	1,331	1.31	78	0.99-1.69	230	1.35	
Squash Zucchini	per pound	0.99-2.49	820	1.44		0.99-1.79	1,341	1.30	77	0.99-1.69	289	1.31	
Sweet Potatoes	per pound	0.66-1.29	533	1.08		0.57-0.99	337	0.75	20	0.79-0.99	295	0.98	
Tomatoes	per pound	0.79-1.99	247	1.67		0.99-1.99	866	1.80		0.99-2.49	238	1.44	5
Tomatoes Vine Ripe - Heirloom Varieties-Greenhouse	per pound									2.99	24	2.99	
Tomatoes Vine Ripes	per pound	0.99-2.49	149	1.71		0.98-1.99	83	1.55		0.98-1.69	60	1.21	
Tomatoes Vine Ripes-Greenhouse	per pound	1.29-2.99	143	1.74		1.29-1.99	1,029	1.32		0.99-1.99	149	1.36	
Tomatoes Vine Ripes, On The Vine-Greenhouse	per pound	0.99-2.99	420	1.76		0.99-1.99	1,970	1.89		1.29-2.49	700	1.77	33
Tomatoes, Cherry	1 pint package	0.98-3.99	82	3.92									
Tomatoes, Grape Type	1 pint package	1.99-2.99	124	2.23		2.50	308	2.50		1.25-2.99	238	2.41	
Tomatoes, Grape Type	10 oz package	2.50-4.00	699	2.86		2.50-2.99	1,331	2.64		2.50-3.29	660	2.99	
Tomatoes, Plum Type Roma	per pound	1.29-2.99	40	1.75		0.68-1.79	191	1.24		0.69-1.99	281	0.98	
Tomatillos	per pound									0.49-2.39	82	0.98	

VEGETABLES - ORGANIC

Asparagus Green	per pound	3.49	22	3.49									
Beans Round Green Type	per pound	2.49	8	2.49									
Broccoli	per bunch	3.50-3.99	76	3.81						2.99-3.48	136	3.03	
Beets	per bunch	1.99-3.99	50	3.55	16								
Cabbage Round Green Type	per pound	1.29	43	1.29		1.79	220	1.79					
Carrots	per pound									1.39	11	1.39	
Carrots	1 lb bag	1.50	6	1.50		0.99	220	0.99					
Carrots	2 lb bag					2.50	31	2.50					
Carrots	per bunch	2.99	7	2.99									
Carrots Baby Peeled	1 lb bag	1.19-2.50	616	2.11		1.19	957	1.19		1.50-1.99	286	1.91	
Cauliflower	each	3.99	15	3.99		3.99	63	3.99		1.99-3.99	167	3.80	
Celery	each									2.48	30	2.48	
Celery Hearts	each					2.50	220	2.50		2.99	116	2.99	
Cilantro	per bunch	1.29-2.00	35	1.56									

Wtd Avg - Simple weighted average



Commodity Variety	Unit	NORTHEAST U.S.				SOUTHEAST U.S.				MIDWEST U.S.			
		Price Range	Stores with Ads	Wtd Avg Price	% Marked Local	Price Range	Stores with Ads	Wtd Avg Price	% Marked Local	Price Range	Stores with Ads	Wtd Avg Price	% Marked Local
Cucumbers	each					1.50	200	1.50					
Cucumbers Long Seedless-Greenhouse	each	2.50	110	2.50		2.00-2.50	309	2.14		2.49-2.50	294	2.49	
Eggplant	per pound									1.99	6	1.99	
Greens Collard	per bunch					2.00	220	2.00					
Greens Kale	per bunch	1.99-2.50	18	2.36						1.50	7	1.50	
Lettuce, Iceberg	each	2.49	80	2.49		2.50	1,135	2.50		1.99	8	1.99	
Lettuce, Other Green Leaf	each	2.50-2.79	86	2.74	81					1.98	11	1.98	
Lettuce, Other Red Leaf	each	2.50-2.79	86	2.74	81					1.98	11	1.98	
Lettuce, Romaine	each	2.50-2.79	86	2.74	81								
Lettuce, Romaine Hearts	3 count package	3.99	162	3.99		3.48-3.99	42	3.52		2.99-3.99	110	3.83	
Mushrooms Portobella	6 oz package	3.99	49	3.99									
Mushrooms White	8 oz package	4.99	7	4.99									
Onions Green	per bunch	0.99	21	0.99									
Peppers, Bell Type Orange	each	1.99	74	1.99		1.99	957	1.99		2.00	80	2.00	
Peppers, Bell Type Red	each	1.99	74	1.99		1.99	957	1.99		2.00	80	2.00	
Peppers, Bell Type Yellow	each	1.99	74	1.99		1.99	957	1.99		2.00	80	2.00	
Peppers, Other Mixed Mini Sweet Types	1 lb package									4.99	186	4.99	
Radishes	per bunch	1.69-2.50	14	2.10									
Salad Mixed Types	1 lb bag	4.49	340	4.49		4.89-5.49	547	5.10		4.49-5.49	362	5.01	
Salad Mixed Types	10 - 12 oz package	4.99-7.99	175	6.56									
Salad Mixed Types	5 - 9 oz package	2.99-4.99	510	3.50		2.99	10	2.99		2.99-4.49	555	3.27	
Spinach Flat, Baby Type	10 oz package	7.99	72	7.99									
Squash Yellow Crookneck/Straightneck	per pound					2.29	26	2.29					
Squash Zucchini	per pound	2.29	340	2.29		2.29	385	2.29		1.89	647	1.89	
Sweet Potatoes	per pound	1.49-1.99	112	1.75									
Tomatoes	per pound	2.49	57	2.49		2.99	220	2.99		2.59	11	2.59	
Tomatoes Vine Ripes	per pound	2.99	8	2.99									
Tomatoes Vine Ripes-Greenhouse	per pound	2.99	8	2.99									
Tomatoes Vine Ripes, On The Vine-Greenhouse	per pound	2.49-2.99	428	2.97		1.48-3.99	529	2.45		2.99	8	2.99	
Tomatoes, Grape Type	1 pint package	2.50-3.00	223	2.98		2.50	2	2.50		1.29-3.88	227	3.51	

Wtd Avg - Simple weighted average



Commodity Variety	Unit	NORTHEAST U.S.				SOUTHEAST U.S.				MIDWEST U.S.			
		Price Range	Stores with Ads	Wtd Avg Price	% Marked Local	Price Range	Stores with Ads	Wtd Avg Price	% Marked Local	Price Range	Stores with Ads	Wtd Avg Price	% Marked Local
Tomatoes, Grape Type	10 oz package									2.49	135	2.49	

OTHER SPECIALTY CROPS ITEMS

Hemp Protein	16 oz package					19.99	31	19.99					
Hemp Seeds-Shelled	7 oz package	8.39	40	8.39									
Hemp Seeds-Shelled	8 oz package	5.99-8.79	115	8.36		7.99-8.49	120	8.16		7.99	50	7.99	
Hemp Seeds-Shelled	16 oz package	13.79-14.49	70	14.19		15.49-15.79	89	15.58		14.79	50	14.79	

OTHER SPECIALTY CROPS ITEMS - ORGANIC

Hemp Protein	16 oz package	19.99	30	19.99		19.99	89	19.99					
Hemp Seeds-Shelled	7 oz package	8.39-9.59	70	9.08		8.39-11.99	120	9.32		8.39	50	8.39	
Hemp Seeds-Shelled	8 oz package					12.79	26	12.79					
Hemp Seeds-Shelled	12 oz package	12.79-13.49	110	13.04		13.49-14.99	94	13.98		12.79	50	12.79	
Hemp Seeds-Shelled	16 oz package					13.59	31	13.59					

SEASONAL ITEMS

Chayote	per pound									1.29	11	1.29	
Chayote	each	0.60	49	0.60									
Rose, Hybrid Tea	bunched 12s	14.99-15.99	142	15.50		9.98-9.99	111	9.99					
Tulips	bunched 5s					4.00	220	4.00					

Commodity Variety	Unit	SOUTH CENTRAL U.S.				SOUTHWEST U.S.				NORTHWEST U.S.			
		Price Range	Stores with Ads	Wtd Avg Price	% Marked Local	Price Range	Stores with Ads	Wtd Avg Price	% Marked Local	Price Range	Stores with Ads	Wtd Avg Price	% Marked Local
FRUITS													
Apples Fuji	per pound	0.87-1.49	172	0.89		0.50-1.79	218	0.99		0.98-1.79	64	1.46	
Apples Fuji	3 lb bag					3.49	37	3.49					
Apples Fuji	5 lb bag	4.97	41	4.97									
Apples Gala	per pound	0.87-1.68	246	0.94		0.88-0.99	225	0.93		0.99	15	0.99	
Apples	3 lb bag					3.49	37	3.49					

Wtd Avg - Simple weighted average



Commodity Variety	Unit	SOUTH CENTRAL U.S.				SOUTHWEST U.S.				NORTHWEST U.S.			
		Price Range	Stores with Ads	Wtd Avg Price	% Marked Local	Price Range	Stores with Ads	Wtd Avg Price	% Marked Local	Price Range	Stores with Ads	Wtd Avg Price	% Marked Local
Gala													
Apples Granny Smith	per pound	0.87-1.49	241	0.92		0.50-1.49	694	1.14		0.88-1.49	234	1.01	
Apples Granny Smith	3 lb bag	4.99	49	4.99		3.49	37	3.49					
Apples Honeycrisp	per pound	1.99-2.99	512	2.69		1.29	14	1.29		1.49-2.49	128	2.44	
Apples Pink Lady/Cripps Pink	per pound	1.49-1.58	124	1.50		1.19-1.99	632	1.72		1.29-2.49	109	2.00	59
Apples Pink Lady/Cripps Pink	3 lb bag	4.99	49	4.99									
Apples Red Delicious	per pound	0.99-1.49	76	1.04		0.89-1.79	72	1.14		1.00-1.79	234	1.09	
Apples, Processed Juice	64 oz (1/2 gallon)	1.50-2.79	354	2.42		1.79-3.00	419	2.43		2.00-2.79	200	2.37	
Apples, Processed Juice	128 oz (1 gallon)					1.98-1.99	65	1.99					
Apples, Processed Juice Marked Cider	64 oz (1/2 gallon)					1.99	103	1.99		2.50	23	2.50	
Apricots	per pound	2.99	310	2.99		2.99-3.99	979	3.81	52	3.99	17	3.99	
Avocados Hass	each	0.97-1.67	651	1.31		0.69-2.50	1,141	1.93	36	0.97-1.69	298	1.15	
Bananas	per pound	0.48-0.49	96	0.49		0.44-0.69	155	0.52					
Blueberries	6 oz package	2.00-2.50	124	2.40		1.25-3.99	1,312	3.14					
Blueberries	1 pint package	2.50-3.69	330	2.92		3.00	28	3.00		2.50-3.49	36	2.86	
Blueberries	18 oz package	6.99	40	6.99		4.99-6.99	273	6.89		3.98-8.99	60	5.48	
Cantaloups	each	1.50-3.99	875	2.78	9	1.98-3.99	1,299	2.52		3.00-3.99	82	3.81	
Cantaloups	per pound					0.25-0.99	592	0.54		0.69-0.99	58	0.77	
Cherries Red Varieties	per pound	5.98-6.99	29	6.43		5.99-7.49	334	6.07	5	4.99-5.99	49	5.52	
Grapefruit Red	per pound					0.50	5	0.50					
Grapes Black Seedless	per pound	1.29-2.59	456	2.03		1.99-3.69	1,146	2.37	28	1.29-2.49	344	2.16	
Grapes Red Seedless	per pound	0.99-2.59	1,123	1.80		0.98-3.99	2,513	2.18	13	0.98-2.99	547	1.90	
Grapes White Seedless Type	per pound	1.29-2.98	694	1.94		0.99-3.69	2,117	2.27	15	0.98-2.99	547	1.90	
Honeydews	each	2.99	83	2.99	94								
Honeydews	per pound	0.99-1.29	153	1.01		0.69-0.98	191	0.91					
Kiwifruit Hayward	each	0.39-0.50	71	0.49									
Kiwifruit Hayward	1 lb bag									3.47	64	3.47	
Lemons	each	0.25-0.33	78	0.26		0.79-1.00	275	0.99		0.50-0.79	45	0.68	
Lemons	2 lb bag	3.99-4.49	68	4.08									
Limes	each	0.08-0.50	313	0.23		0.20-0.33	82	0.24		0.33	46	0.33	
Limes	per pound					0.50-0.99	271	0.69					
Mangoes	each	0.20-1.50	538	0.98		0.25-2.00	1,190	1.16		0.39-2.98	480	0.84	
Misc Berries Blackberries	5.6 - 6 oz package	1.49-2.77	880	2.12		1.99-4.99	1,890	2.90		1.99-4.99	110	2.83	

Wtd Avg - Simple weighted average



Commodity Variety	Unit	SOUTH CENTRAL U.S.				SOUTHWEST U.S.				NORTHWEST U.S.			
		Price Range	Stores with Ads	Wtd Avg Price	% Marked Local	Price Range	Stores with Ads	Wtd Avg Price	% Marked Local	Price Range	Stores with Ads	Wtd Avg Price	% Marked Local
Nectarines Various White Flesh Varieties	per pound	2.49-2.99	106	2.75		0.99-3.99	382	2.46	40	3.99	15	3.99	
Nectarines Various Yellow Flesh Varieties	per pound	0.97-3.99	424	1.90		0.77-2.99	1,712	2.50	71	1.29-3.99	196	2.31	
Oranges Navel	each	0.69-0.75	70	0.71									
Oranges Navel	per pound	1.49	47	1.49		0.50-1.69	8	0.65		1.00-1.28	214	1.01	
Oranges Navel	3 lb bag	4.69-4.99	49	4.92									
Oranges Valencia	each	0.99	17	0.99									
Oranges Valencia	per pound					0.99	95	0.99					
Papaya Maradol/Tainung Types	per pound	0.68-1.49	112	0.85		0.33-0.99	253	0.82					
Peaches Various White Flesh Varieties	per pound	2.49-2.99	97	2.77		0.50-3.99	516	2.48	68	3.99	15	3.99	
Peaches Various Yellow Flesh Varieties	per pound	0.97-3.99	1,495	1.93		0.50-3.99	1,635	2.53	64	1.29-3.99	132	2.22	
Pears Bartlett	per pound	1.98	11	1.98									
Pears Bosc	per pound	1.49	69	1.49									
Pears D'Anjou	per pound	1.49-1.69	265	1.53		1.69	225	1.69		1.28-1.69	155	1.49	
Pineapples	each	1.50-3.49	202	2.62		1.98-3.99	758	2.15		2.50-4.99	60	4.03	
Pineapples	per pound	0.50	68	0.50		0.50-0.99	199	0.81					
Plums	per pound	1.49-2.99	152	2.66		0.99-2.99	169	2.79	90	3.49	15	3.49	
Plums Interspecific Type	per pound	2.99-4.99	208	3.05		2.49	8	2.49					
Raspberries Red	6 oz package	1.99-2.77	291	2.66		2.00-3.50	988	3.17		2.99	5	2.99	
Strawberries	1 lb package	1.48-3.49	435	2.41		0.97-4.99	1,065	2.63		2.00-4.79	170	2.76	4
Strawberries	2 lb package	1.97-5.99	557	3.52		6.99	260	6.99	100	2.99-8.99	79	4.13	
Watermelons Red Flesh Seedless Miniature	each	2.99-4.29	176	3.32	44	1.98-4.99	1,015	3.42		2.99-3.99	135	3.88	
Watermelons Red Flesh Seedless Type	each	2.99-6.99	1,057	4.99		1.98-6.99	532	2.89		5.99-6.98	31	6.25	
Watermelons Red Flesh Seedless Type	per pound					0.18-0.79	605	0.52		0.28-0.79	45	0.46	
FRUITS - ORGANIC													
Apples Fuji	per pound									1.29	9	1.29	
Apricots	per pound	3.99	71	3.99		3.99	50	3.99		3.99	19	3.99	
Avocados Hass	each	0.99	82	0.99		0.99-2.50	838	2.45		0.99	19	0.99	
Bananas	per pound					0.79-0.89	310	0.87		0.99	40	0.99	

Wtd Avg - Simple weighted average



Commodity Variety	Unit	SOUTH CENTRAL U.S.				SOUTHWEST U.S.				NORTHWEST U.S.			
		Price Range	Stores with Ads	Wtd Avg Price	% Marked Local	Price Range	Stores with Ads	Wtd Avg Price	% Marked Local	Price Range	Stores with Ads	Wtd Avg Price	% Marked Local
Blueberries	6 oz package	3.34-3.99	54	3.40		3.99	4	3.99		3.99	146	3.99	
Blueberries	1 pint package	4.99	310	4.99		3.98	146	3.98		3.98	3	3.98	
Blueberries	18 oz package	4.99	148	4.99						4.99	2	4.99	
Cantaloups	each	3.99	5	3.99						3.98	17	3.98	
Cantaloups	per pound									0.98-1.49	51	1.22	
Cherries Rainier	per pound	7.99	5	7.99									
Grapes Black Seedless	per pound	1.99-2.99	318	2.52		2.48-2.99	566	2.86	56	2.99-3.99	30	3.36	
Grapes Red Seedless	per pound	1.99-3.49	380	2.66		2.48-3.99	891	3.21	36	2.99-3.99	45	3.57	
Grapes White Seedless Type	per pound	1.99-3.49	380	2.66		2.48-3.99	883	3.20	36	2.99-3.99	45	3.57	
Honeydews	each	3.99	5	3.99									
Honeydews	per pound									1.99	11	1.99	
Kiwifruit Hayward	1 lb bag									4.59	64	4.59	
Lemons	each					0.88	4	0.88					
Mangoes	each	1.99	310	1.99		1.50	180	1.50		1.99	20	1.99	
Misc Berries Blackberries	5.6 - 6 oz package	3.99-4.49	15	4.32		2.50-4.99	485	3.21		2.50-3.99	267	3.31	
Nectarines Various White Flesh Varieties	per pound	2.99-3.99	153	3.02						2.99	123	2.99	
Nectarines Various Yellow Flesh Varieties	per pound	2.99-3.90	224	3.11		2.99-3.29	420	3.06		2.49-3.79	412	3.33	
Oranges Valencia	per pound	1.50	99	1.50									
Oranges Valencia	4 lb bag					5.99	9	5.99					
Peaches Various White Flesh Varieties	per pound	2.99-3.99	153	3.02		4.49	8	4.49		2.99-3.99	134	3.07	
Peaches Various Yellow Flesh Varieties	per pound	2.99-3.99	224	3.11		2.99-4.49	428	3.09		2.49-3.99	423	3.34	
Pears Bartlett	per pound					2.29	152	2.29					
Raspberries Red	6 oz package	3.99-4.49	15	4.32		2.50-3.50	416	2.74		2.50-3.99	278	3.34	
Strawberries	1 lb package	3.98-3.99	104	3.98		3.98-5.99	892	4.66		3.99-4.99	161	4.08	
Watermelons Red Flesh Seedless Miniature	each	3.99	5	3.99		3.99	171	3.99		2.98	19	2.98	
Watermelons Red Flesh Seedless Type	per pound					0.69	12	0.69		0.89	11	0.89	
ONIONS AND POTATOES													
Onions, Dry Red	per pound									1.00	206	1.00	
Onions, Dry White	per pound	0.50-1.19	455	1.00		0.50-0.99	233	0.66		1.00	206	1.00	

Wtd Avg - Simple weighted average



Commodity Variety	Unit	SOUTH CENTRAL U.S.				SOUTHWEST U.S.				NORTHWEST U.S.			
		Price Range	Stores with Ads	Wtd Avg Price	% Marked Local	Price Range	Stores with Ads	Wtd Avg Price	% Marked Local	Price Range	Stores with Ads	Wtd Avg Price	% Marked Local
Onions, Dry Yellow	per pound	0.69-1.49	304	1.19		0.50-0.99	44	0.60		0.99-1.00	226	1.00	
Onions, Dry Yellow	3 lb bag	1.50-2.99	357	2.79									
Onions, Dry Yellow	5 lb bag									2.28	8	2.28	
Onions, Dry Yellow Marked Sweet	per pound	0.87-1.49	726	1.17		1.28-1.79	163	1.76		0.98-1.99	83	1.48	
Onions, Dry Yellow Marked Sweet	3 lb bag	3.99	48	3.99									
Potatoes Round Red	per pound	0.79-0.99	172	0.82		0.88-1.29	56	0.95					
Potatoes Round Red	5 lb bag	2.50-3.49	37	3.17									
Potatoes Round White	per pound					0.69-1.49	75	0.88					
Potatoes Russet	per pound	0.69-0.79	143	0.76		0.68-1.39	353	1.15		0.68-0.79	204	0.78	20
Potatoes Russet	5 lb bag	2.00-2.99	546	2.73		1.79-3.49	168	2.94		1.25-1.99	152	1.94	
Potatoes Russet	10 lb bag					1.50-2.99	99	2.28		2.98	8	2.98	
Potatoes Yellow Type	per pound	0.99	11	0.99		0.88	47	0.88					

ONIONS AND POTATOES - ORGANIC

Onions, Dry Red	per pound					1.79	152	1.79					
Onions, Dry Yellow	per pound	1.45	82	1.45		1.45-1.79	170	1.75		1.45	19	1.45	
Potatoes Round Red	per pound					1.99	12	1.99					
Potatoes Russet	per pound	1.49	82	1.49		1.49	18	1.49		1.49	19	1.49	
Potatoes Yellow Type	per pound					1.99	12	1.99					

VEGETABLES

Artichokes	each	2.50	137	2.50		2.00-2.50	200	2.40		2.00-2.99	38	2.37	
Asparagus Green	per pound	1.79-3.88	606	2.98		1.00-3.99	1,243	3.22		1.79-3.00	255	2.62	39
Beans Round Green Type	per pound	1.48-2.49	159	1.60		1.29-2.59	370	1.49					
Broccoli	per pound					0.67	54	0.67					
Broccoli	per bunch	2.29-2.50	112	2.39									
Broccoli Crown Cut	per pound	0.97-2.19	421	1.30		1.48-2.49	284	1.92	3	1.48-1.98	40	1.77	
Beets	per pound					0.50-0.79	60	0.74					
Cabbage Round Green Type	per pound	0.49-0.79	322	0.67	24	0.69-1.19	15	1.02		0.79	3	0.79	
Carrots	per pound	0.50	68	0.50		0.50-0.60	68	0.51					
Carrots	1 lb bag	0.79	11	0.79		0.50-0.67	57	0.65					
Carrots	2 lb bag					1.99	15	1.99		0.89-1.99	285	1.13	
Carrots Baby Peeled	1 lb bag	1.69	6	1.69						1.48	6	1.48	

Wtd Avg - Simple weighted average



Commodity Variety	Unit	SOUTH CENTRAL U.S.				SOUTHWEST U.S.				NORTHWEST U.S.			
		Price Range	Stores with Ads	Wtd Avg Price	% Marked Local	Price Range	Stores with Ads	Wtd Avg Price	% Marked Local	Price Range	Stores with Ads	Wtd Avg Price	% Marked Local
Carrots Baby Peeled	2 lb bag	2.49-2.50	326	2.50									
Cauliflower	each	2.29-2.99	602	2.60		1.25	6	1.25		1.98	8	1.98	
Cauliflower	per pound	1.49	6	1.49		0.67-1.49	294	1.25		0.98-1.69	232	1.04	
Celery	each					1.49-1.99	198	1.51	4	1.00	206	1.00	
Celery	per pound									0.98-0.99	55	0.99	
Cilantro	per bunch	0.32-0.44	467	0.37		0.25-0.89	529	0.55		0.79	9	0.79	
Corn-Sweet	each	0.25-0.99	511	0.47		0.40-0.67	425	0.51		0.50-1.00	51	0.73	
Cucumbers	each	0.33-0.79	313	0.61	25	0.25-1.50	874	1.03		0.68-0.99	34	0.94	
Cucumbers	per pound					0.49-0.50	37	0.50					
Cucumbers Long Seedless-Greenhouse	each					0.98-1.50	273	1.35		0.98-1.50	252	1.04	
Eggplant	each	2.50	310	2.50									
Garlic	per pound	1.99	17	1.99									
Garlic	per sleeve	1.49	5	1.49		0.99	61	0.99					
Greens Kale	per bunch					0.79	10	0.79					
Lettuce, Iceberg	each	1.29-1.79	103	1.43		0.50-1.89	150	1.03		1.00-1.69	238	1.09	
Lettuce, Other Green Leaf	each					1.49	15	1.49		1.50-2.49	179	2.42	
Lettuce, Other Red Leaf	each					1.49	15	1.49		1.50-2.49	179	2.42	
Lettuce, Romaine	each					1.49	15	1.49		1.50-2.49	179	2.42	
Lettuce, Romaine Hearts	3 count package	3.50-3.99	41	3.61		2.99-3.99	283	3.30	54				
Mushrooms Portobella	8 oz package	2.29	16	2.29									
Mushrooms White	8 oz package	1.29-2.99	469	2.09		1.99-2.00	46	2.00		2.49-3.00	30	2.61	23
Onions Green	per bunch	0.39-1.29	199	0.77		0.33-0.89	391	0.63		0.38-0.79	28	0.51	
Peppers, Bell Type Green	per pound					0.99	10	0.99					
Peppers, Bell Type Green	each	0.59-0.99	71	0.82	10	0.50-1.00	361	0.88		1.50-1.67	11	1.55	
Peppers, Bell Type Orange	per pound					0.99	10	0.99					
Peppers, Bell Type Orange	each	0.69-1.67	523	1.24		0.69-1.25	406	1.19		1.00-1.67	388	1.14	
Peppers, Bell Type Orange-Greenhouse	each	1.50	40	1.50						2.00	11	2.00	
Peppers, Bell Type Red	per pound					0.99-2.99	271	2.94					
Peppers, Bell Type Red	each	0.69-1.67	670	1.15		0.69-1.25	1,037	1.04		0.99-1.67	403	1.14	
Peppers, Bell Type Red-Greenhouse	each	1.50	40	1.50						2.00	11	2.00	
Peppers, Bell Type Yellow	per pound					0.99	10	0.99					
Peppers, Bell Type Yellow	each	0.69-1.67	523	1.24		0.69-1.25	406	1.19		1.00-1.67	424	1.17	
Peppers, Bell Type	each	1.50	40	1.50						2.00	11	2.00	

Wtd Avg - Simple weighted average



Commodity Variety	Unit	SOUTH CENTRAL U.S.				SOUTHWEST U.S.				NORTHWEST U.S.			
		Price Range	Stores with Ads	Wtd Avg Price	% Marked Local	Price Range	Stores with Ads	Wtd Avg Price	% Marked Local	Price Range	Stores with Ads	Wtd Avg Price	% Marked Local
Yellow-Greenhouse													
Peppers, Other Jalapeno	per pound	0.79-1.29	206	0.97		0.50-1.29	189	0.73		1.29	18	1.29	
Peppers, Other Mixed Mini Sweet Types	1 lb package	2.99-3.99	49	3.77						3.48-3.99	29	3.88	
Peppers, Other Serrano	per pound	0.99	17	0.99		0.79-1.29	16	0.95					
Radishes	per bunch					0.50-0.89	342	0.67		0.38-1.00	234	0.94	
Salad Mixed Types	1 lb bag					1.69	7	1.69					
Salad Mixed Types	10 - 12 oz package	1.99-3.00	230	2.43		2.00-3.50	85	2.56		1.00-3.50	266	2.40	
Salad Mixed Types	5 - 9 oz package	1.99-3.00	515	2.76		2.00-3.50	84	2.57		2.00-3.50	207	2.78	
Spinach	per bunch	1.50	8	1.50		0.59-0.99	55	0.69		0.89-1.69	23	1.59	
Spinach Flat, Baby Type	10 oz package	2.69-4.99	34	4.58									
Spinach Flat, Baby Type	8 oz package	2.69	6	2.69		1.50-2.00	69	1.60		2.50	5	2.50	
Spinach Flat, Baby Type	9 oz package	2.69	6	2.69									
Spinach Flat, Baby Type	5 - 6 oz package	2.99	11	2.99									
Squash Grey	per pound	0.68-0.88	172	0.86		0.50-1.39	337	0.99					
Squash Yellow Crookneck/Straightneck	per pound	0.50-1.49	338	0.99	18					1.00-1.89	263	1.17	
Squash Zucchini	per pound	0.77-1.49	313	1.08	20	0.50-1.49	147	0.91		0.79-1.89	266	1.16	
Sweet Potatoes	per pound	0.87-1.29	115	1.09		0.69-0.88	57	0.85					
Tomatoes	per pound	0.99-1.99	251	1.58		0.50-1.99	36	1.17					
Tomatoes Vine Ripe - Heirloom Varieties-Greenhouse	per pound									3.98	3	3.98	
Tomatoes Vine Ripes	per pound	0.99-1.49	16	1.18		0.99	9	0.99					
Tomatoes Vine Ripes-Greenhouse	per pound	1.29	6	1.29						1.39-1.99	161	1.94	
Tomatoes Vine Ripes, On The Vine-Greenhouse	per pound	0.97-1.99	799	1.10		0.79-2.49	468	1.49		0.88-1.99	93	1.51	
Tomatoes, Grape Type	1 pint package					2.00	1	2.00		2.00-3.98	8	2.74	
Tomatoes, Grape Type	10 oz package	1.99-2.99	322	2.85						1.98-2.99	39	2.50	
Tomatoes, Plum Type Roma	per pound	0.77-0.89	216	0.80		0.49-2.49	382	1.48		0.99-1.99	96	1.18	
Tomatillos	per pound	0.77-2.39	138	1.62		0.33-0.99	319	0.74		0.99	15	0.99	
Vegetables Other Cactus Leaf (Nopales)	per pound	0.69-0.98	21	0.83		0.89	10	0.89					
VEGETABLES - ORGANIC													
Asparagus Green	per pound									3.79	64	3.79	100
Broccoli	per bunch					2.50	8	2.50		2.49	20	2.49	

Wtd Avg - Simple weighted average



Commodity Variety	Unit	SOUTH CENTRAL U.S.				SOUTHWEST U.S.				NORTHWEST U.S.			
		Price Range	Stores with Ads	Wtd Avg Price	% Marked Local	Price Range	Stores with Ads	Wtd Avg Price	% Marked Local	Price Range	Stores with Ads	Wtd Avg Price	% Marked Local
Beets	per bunch					1.69-2.99	31	2.15					
Carrots	per pound	0.98-1.39	100	1.32		1.39	18	1.39		1.39	19	1.39	
Carrots	per bunch									1.98	19	1.98	
Carrots Baby Peeled	1 lb bag	1.79-1.89	70	1.83		1.29-2.19	57	1.48					
Celery	each	2.50	18	2.50									
Cucumbers	each					1.29-2.50	156	2.47					
Cucumbers Long Seedless-Greenhouse	each	2.50	71	2.50		2.50	50	2.50					
Greens Kale	per bunch					1.67-1.99	45	1.88		2.00-2.50	25	2.14	
Greens Kale	per pound					2.00	11	2.00					
Greens Swiss Chard	per bunch					2.29	4	2.29					
Lettuce, Other Green Leaf	each	1.98	82	1.98		1.98-2.00	44	1.99		1.98-2.50	40	2.25	
Lettuce, Other Red Leaf	each	1.98	82	1.98		1.98-2.00	44	1.99		1.98-2.50	40	2.25	
Lettuce, Romaine	each					2.77	4	2.77		2.50	21	2.50	
Lettuce, Romaine Hearts	3 count package	3.50-3.99	128	3.61		3.50-3.99	163	3.55		3.98-3.99	272	3.99	
Mushrooms Portobella	per pound									7.99	11	7.99	100
Mushrooms White	8 oz package									2.99	146	2.99	
Onions Green	per bunch					0.50-1.29	54	0.56		0.99-1.29	16	1.12	
Peppers, Other Mixed Mini Sweet Types	1 lb package	3.98	18	3.98		3.49	113	3.49		3.99-4.98	223	4.07	
Salad Mixed Types	1 lb bag	4.99-5.00	188	4.99		4.49-5.49	638	4.84		4.99-5.49	79	5.40	
Salad Mixed Types	5 - 9 oz package	2.99-3.99	260	3.47		2.50-4.49	139	3.21		3.33-3.99	390	3.69	
Spinach Flat, Baby Type	1 lb package	5.00	16	5.00									
Spinach Flat, Baby Type	5 - 6 oz package					2.50	45	2.50		3.34	146	3.34	
Squash Yellow Crookneck/Straightneck	per pound					1.49	171	1.49					
Squash Zucchini	per pound	1.89	229	1.89		1.49-2.29	183	1.54		1.29-1.98	24	1.78	
Sweet Potatoes	per pound					2.77	4	2.77					
Tomatoes	per pound	2.59	82	2.59		2.59	18	2.59		2.59	19	2.59	
Tomatoes Vine Ripe - Heirloom Varieties-Greenhouse	per pound					4.49	4	4.49		4.99	23	4.99	
Tomatoes Vine Ripes, On The Vine-Greenhouse	per pound					1.25-3.99	82	2.12		2.99	217	2.99	
Tomatoes, Cherry	1 pint package					2.50	13	2.50					
Tomatoes, Grape Type	1 pint package	2.99	78	2.99		2.50-3.00	192	2.96					
Tomatoes, Grape Type	10 oz	2.69-2.99	55	2.74		2.50-2.99	636	2.72					

Wtd Avg - Simple weighted average



Commodity Variety	Unit	SOUTH CENTRAL U.S.				SOUTHWEST U.S.				NORTHWEST U.S.			
		Price Range	Stores with Ads	Wtd Avg Price	% Marked Local	Price Range	Stores with Ads	Wtd Avg Price	% Marked Local	Price Range	Stores with Ads	Wtd Avg Price	% Marked Local
	package												
Tomatoes, Plum Type Roma	per pound									1.99	7	1.99	
OTHER SPECIALTY CROPS ITEMS													
Hemp Protein	32 oz package					14.99	113	14.99					
Hemp (Seeds) Oil	2 oz					9.99	113	9.99					
Hemp Seeds-Shelled	8 oz package	8.39	45	8.39		6.29-7.69	163	6.69		7.59	19	7.59	
Hemp Seeds-Shelled	12 oz package					12.50	53	12.50					
Hemp Seeds-Shelled	16 oz package	15.49	45	15.49		7.59-14.99	57	8.11					
OTHER SPECIALTY CROPS ITEMS - ORGANIC													
Hemp Protein	16 oz package					18.99	113	18.99		19.99	19	19.99	
Hemp (Seeds) Oil	16 oz					13.50	113	13.50					
Hemp Seeds-Shelled	7 oz package	9.59	45	9.59		8.79	57	8.79					
Hemp Seeds-Shelled	12 oz package					14.19-14.39	50	14.21		13.49	19	13.49	
SEASONAL ITEMS													
Chayote	per pound	1.29	69	1.29									
Chayote	each	0.99	24	0.99		0.99	419	0.99		0.99	15	0.99	
Rose, Hybrid Tea	bunched 12s					9.98	20	9.98		12.99-19.98	178	13.66	

Commodity Variety	Unit	ALASKA U.S.				HAWAII U.S.			
		Price Range	Stores with Ads	Wtd Avg Price	% Marked Local	Price Range	Stores with Ads	Wtd Avg Price	% Marked Local
FRUITS									
Apples Fuji	per pound	1.59	1	1.59					
Apples Fuji	3 lb bag					3.89	6	3.89	
Apples Gala	per pound					2.59	35	2.59	
Apples Gala	3 lb bag					4.89	4	4.89	

Wtd Avg - Simple weighted average



Commodity Variety	Unit	ALASKA U.S.				HAWAII U.S.			
		Price Range	Stores with Ads	Wtd Avg Price	% Marked Local	Price Range	Stores with Ads	Wtd Avg Price	% Marked Local
Apples Granny Smith	per pound	1.25	26	1.25					
Apples Honeycrisp	per pound	1.99-2.99	13	2.84		3.69	35	3.69	
Apples Pink Lady/Cripps Pink	per pound	1.19	11	1.19					
Apples Red Delicious	per pound	1.25	26	1.25					
Apples, Processed Juice	64 oz (1/2 gallon)	3.00	11	3.00					
Apples, Processed Juice Marked Cider	64 oz (1/2 gallon)	3.00	11	3.00					
Apricots	per pound					3.99	35	3.99	
Avocados Hass	each	1.69-1.99	35	1.97					
Avocados Various Greenskin Varieties	each	1.50	11	1.50					
Bananas	per pound					1.29	4	1.29	
Blueberries	6 oz package					3.79	4	3.79	
Blueberries	18 oz package	5.29	1	5.29					
Cantaloups	per pound	1.29	1	1.29		1.49	4	1.49	
Cherries Red Varieties	per pound	6.49-6.99	13	6.91		6.99-7.99	47	7.44	
Grapefruit Red	each					1.79	6	1.79	
Grapes Black Seedless	per pound	1.97-2.49	37	2.34					
Grapes Red Seedless	per pound	1.97-3.29	44	2.49		2.99	24	2.99	
Grapes White Seedless Type	per pound	1.97-3.29	44	2.49		3.99-4.79	10	4.31	
Honeydews	per pound					1.49	35	1.49	
Lemons	each	0.59-0.78	4	0.73					
Limes	each	0.78	3	0.78					
Mangoes	each	2.99	33	2.99					
Misc Berries Blackberries	5.6 - 6 oz package	2.99-3.50	9	3.27		2.99-5.99	30	4.69	
Nectarines Various White Flesh Varieties	per pound	3.68	3	3.68		3.99	3	3.99	
Nectarines Various Yellow Flesh Varieties	per pound	3.68-3.89	4	3.73		3.99	21	3.99	
Oranges Navel	per pound	1.25-1.58	29	1.28					
Papaya Maradol/Tainung Types	per pound					1.29	3	1.29	
Papaya Solo Type	per pound					1.29	23	1.29	100
Peaches Various White Flesh Varieties	per pound	3.68	3	3.68					
Peaches Various Yellow Flesh Varieties	per pound	3.68-3.89	4	3.73		3.99	21	3.99	

Wtd Avg - Simple weighted average



Commodity Variety	Unit	ALASKA U.S.				HAWAII U.S.			
		Price Range	Stores with Ads	Wtd Avg Price	% Marked Local	Price Range	Stores with Ads	Wtd Avg Price	% Marked Local
Pears D'Anjou	per pound	1.99	11	1.99		1.79	6	1.79	
Pineapples	each	4.50-4.78	14	4.56					
Pineapples	per pound					0.79	21	0.79	
Raspberries Red	6 oz package	3.49-3.50	6	3.50		4.99	21	4.99	
Strawberries	1 lb package	3.49-4.00	20	3.88		3.99-4.99	44	4.47	
Watermelons Red Flesh Seeded Type	per pound					1.29	35	1.29	
Watermelons Red Flesh Seedless Type	per pound	0.99	11	0.99		0.99-1.29	41	1.25	
FRUITS - ORGANIC									
Apples Gala	per pound	2.19	1	2.19					
Grapes Black Seedless	per pound					3.99	3	3.99	
Grapes Red Seedless	per pound	3.99-4.98	4	4.73		3.99	3	3.99	
Grapes White Seedless Type	per pound	3.99-4.98	4	4.73		3.99	3	3.99	
Misc Berries Blackberries	5.6 - 6 oz package	3.50	11	3.50					
Nectarines Various Yellow Flesh Varieties	per pound	3.49-3.99	37	3.84		3.99	3	3.99	
Peaches Various White Flesh Varieties	per pound	3.49	11	3.49					
Peaches Various Yellow Flesh Varieties	per pound	3.49-3.99	37	3.84		3.99	3	3.99	
Raspberries Red	6 oz package	3.50	11	3.50					
ONIONS AND POTATOES									
Onions, Dry Red	per pound	1.25	26	1.25					
Onions, Dry White	per pound	1.25	26	1.25					
Onions, Dry White	3 lb bag	2.99	7	2.99					
Onions, Dry Yellow	per pound	1.25	26	1.25					
Onions, Dry Yellow	3 lb bag					2.99	6	2.99	
Onions, Dry Yellow Marked Sweet	per pound					1.99	21	1.99	100
Onions, Dry Yellow Marked Sweet	2 lb bag					3.19	4	3.19	
Potatoes Russet	per pound					1.09	6	1.09	
Potatoes Russet	5 lb bag	3.99	11	3.99		3.59	4	3.59	

Wtd Avg - Simple weighted average



Commodity Variety	Unit	ALASKA U.S.				HAWAII U.S.			
		Price Range	Stores with Ads	Wtd Avg Price	% Marked Local	Price Range	Stores with Ads	Wtd Avg Price	% Marked Local
ONIONS AND POTATOES - ORGANIC									
Onions, Dry Yellow	2 lb bag	2.99	1	2.99					
Onions, Dry Yellow Marked Sweet	per pound	1.68	3	1.68					
VEGETABLES									
Artichokes	each	3.49	2	3.49					
Asparagus Green	per pound	3.69-4.99	12	4.88		5.59	35	5.59	
Bok Choy	per pound	1.78	3	1.78		2.99	35	2.99	100
Broccoli Crown Cut	per pound	2.49	7	2.49		1.89	3	1.89	
Brussels Sprouts	per pound	2.89	1	2.89					
Beets	per pound					1.99	35	1.99	100
Cabbage Round Green Type	per pound					0.99-1.49	58	1.29	
Carrots	per pound	1.18	3	1.18		1.29	6	1.29	
Carrots	1 lb bag					0.99	4	0.99	
Carrots Baby Peeled	1 lb bag	1.25	26	1.25					
Cauliflower	per pound	1.25	26	1.25					
Celery	each	1.25	26	1.25					
Celery	per pound	1.49	7	1.49					
Chinese Cabbage	per pound	1.78	3	1.78					
Corn-Sweet	each	1.25-1.50	13	1.46					
Cucumbers	each	1.00	1	1.00					
Lettuce, Iceberg	each	1.25-2.00	37	1.47					
Lettuce, Other Green Leaf	each	1.79	2	1.79					
Lettuce, Other Red Leaf	each	1.79	2	1.79					
Lettuce, Romaine	each	1.79	2	1.79					
Lettuce, Romaine	per pound					2.49	26	2.49	
Mushrooms White	8 oz package	2.29	11	2.29		3.99	4	3.99	
Onions Green	per bunch	0.69	1	0.69					
Peppers, Bell Type Orange	per pound	2.29	1	2.29					
Peppers, Bell Type Orange	each	1.25-1.67	37	1.37					
Peppers, Bell Type Red	per pound	2.29	1	2.29					
Peppers, Bell Type Red	each	1.25-1.67	37	1.37					

Wtd Avg - Simple weighted average



Commodity Variety	Unit	ALASKA U.S.				HAWAII U.S.			
		Price Range	Stores with Ads	Wtd Avg Price	% Marked Local	Price Range	Stores with Ads	Wtd Avg Price	% Marked Local
Peppers, Bell Type Yellow	per pound	2.29	1	2.29					
Peppers, Bell Type Yellow	each	1.25-1.67	37	1.37					
Peppers, Other Jalapeno	per pound	1.68	3	1.68					
Peppers, Other Mixed Mini Sweet Types	1 lb package	3.29-3.99	18	3.56					
Radishes	per bunch	1.25	26	1.25					
Salad Mixed Types	10 - 12 oz package	1.79-3.00	37	2.64					
Salad Mixed Types	5 - 9 oz package	3.00	26	3.00					
Spinach	per bunch				2.50	23	2.50		
Squash Yellow Crookneck/Straightneck	per pound	1.25-1.69	27	1.27	1.99	6	1.99		
Squash Zucchini	per pound	1.25-1.69	27	1.27					
Sweet Potatoes	per pound				2.59	35	2.59		
Tomatoes	per pound				2.19	4	2.19		
Tomatoes Vine Ripes-Greenhouse	per pound	1.69	2	1.69					
Tomatoes Vine Ripes, On The Vine-Greenhouse	per pound	1.59-2.29	12	1.65					
Tomatoes, Grape Type	10 oz package	2.49	11	2.49					
Tomatoes, Plum Type Roma	per pound	1.25	26	1.25					
Tomatillos	per pound	1.68	3	1.68					
VEGETABLES - ORGANIC									
Cucumbers Long Seedless-Greenhouse	each				3.00	3	3.00		
Lettuce, Romaine Hearts	3 count package	4.49	26	4.49					
Peppers, Other Mixed Mini Sweet Types	1 lb package	4.49	26	4.49					
Salad Mixed Types	1 lb bag	6.49	11	6.49					
Salad Mixed Types	5 - 9 oz package	4.49	26	4.49					
Tomatoes Vine Ripes, On The Vine-Greenhouse	per pound	3.99	26	3.99					
Tomatoes, Cherry	1 pint package	3.89	1	3.89					
Tomatoes, Grape Type	1 pint package	3.89	1	3.89					
OTHER SPECIALTY CROPS ITEMS									

Wtd Avg - Simple weighted average



Commodity Variety	Unit	ALASKA U.S.				HAWAII U.S.			
		Price Range	Stores with Ads	Wtd Avg Price	% Marked Local	Price Range	Stores with Ads	Wtd Avg Price	% Marked Local
Hemp Seeds-Shelled	8 oz package					9.59	3	9.59	
Hemp Seeds-Shelled	16 oz package					19.49	3	19.49	
OTHER SPECIALTY CROPS ITEMS - ORGANIC									
Hemp Protein	16 oz package					19.99	3	19.99	
Hemp Seeds-Shelled	7 oz package					11.39	3	11.39	
Hemp Seeds-Shelled	12 oz package					15.99	3	15.99	

REGIONAL DEFINITIONS

As used in this report, regions include the following states:

NORTHEAST U.S.	Connecticut, Delaware, Massachusetts, Maryland, Maine, New Hampshire, New jersey, New York, Pennsylvania, Rhode Island and Vermont
SOUTHEAST U.S.	Alabama, Florida, Georgia, Mississippi, North Carolina, South Carolina, Tennessee, Virginia and West Virginia
MIDWEST U.S.	Iowa, Illinois, Indiana, Kentucky, Michigan, Minnesota, North Dakota, Nebraska, Ohio, South Dakota and Wisconsin
SOUTH CENTRAL U.S.	Arkansas, Colorado, Kansas, Louisiana, Missouri, New Mexico, Oklahoma, and Texas
SOUTHWEST U.S.	Arizona, California, Nevada and Utah
NORTHWEST U.S.	Idaho, Montana, Oregon, Washington, and Wyoming
ALASKA U.S.	Alaska
HAWAII U.S.	Hawaii