



## Specialty Crops Market News Division

Agricultural  
Marketing  
Service

# National Retail Report - Specialty Crops

Websites: [www.marketnews.usda.gov/mnp/fv-home](http://www.marketnews.usda.gov/mnp/fv-home) and <http://www.ams.usda.gov/mnreports/fvwretail.pdf>  
and [http://www.ams.usda.gov/mnreports/wa\\_lo100.txt](http://www.ams.usda.gov/mnreports/wa_lo100.txt)

Volume XVI - Number 25

Issued Weekly

Friday, June 24, 2022

## Advertised Prices for Specialty Crops at Major Retail Supermarket Outlets ending during the period of 06/18 to 06/30<sup>1,2</sup>

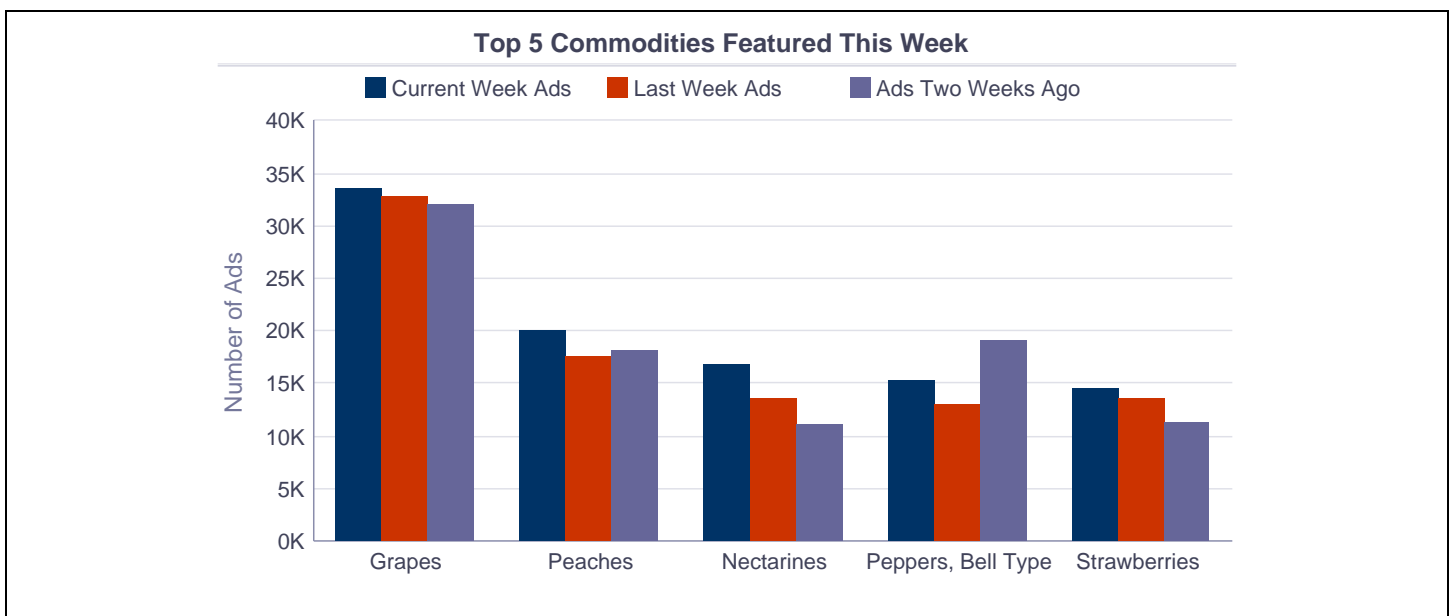
Peachy Keen

Peaches, nectarines, and cherries were some of the sweetest deals this week, as fruit ads increased in preparation for Independence Day celebrations. Berries got in on the action too, with patriotically colored strawberries, raspberries, and blueberries ripe and ready for desserts and salads. Summer favorites like melons, corn, zucchini, and cucumbers were popular. Burger fixings such as tomatoes, lettuce, and onions were advertised alongside ground beef and buns. Mums and gladiolas brightened up floral departments, and many flyers featured 4th of July party supplies and fireworks.

Total ad numbers this week were 307,608, a 5% increase from last week's 291,936. The total for the same week last year was 8% higher than for this year. The total number of ads broken out by commodity groups: fruit 182,072 (59% of all ads), onions and potatoes 15,661 (5%), vegetables 105,960 (34%), herbs 1,190, ornamentals 873, and hemp 1,852. The number of ads for organic produce was 52,082, 17% of total ads.

The following are the prices of major advertised items (3,000 plus stores) this week, compared to the same week last year. Significant increases in price for fruit this week included red cherries at 41%, avocados at 18%, cantaloupes at 17%, 1 pint blueberries at 10%, and apple juice at 10%. Significant decreases included only blackberries at 15%, black seedless grapes at 14%, and strawberries at 14%. Significant changes in price for onions and potatoes this week included only a 14% increase for sweet yellow onions (per pound). Significant increases in price for vegetables this week included corn at 27%, on-the-vine tomatoes at 20%, bell peppers (red 18%, yellow 11%, orange 10%), and seedless cucumbers at 11%. The sole significant decrease was for cucumbers at 19%.

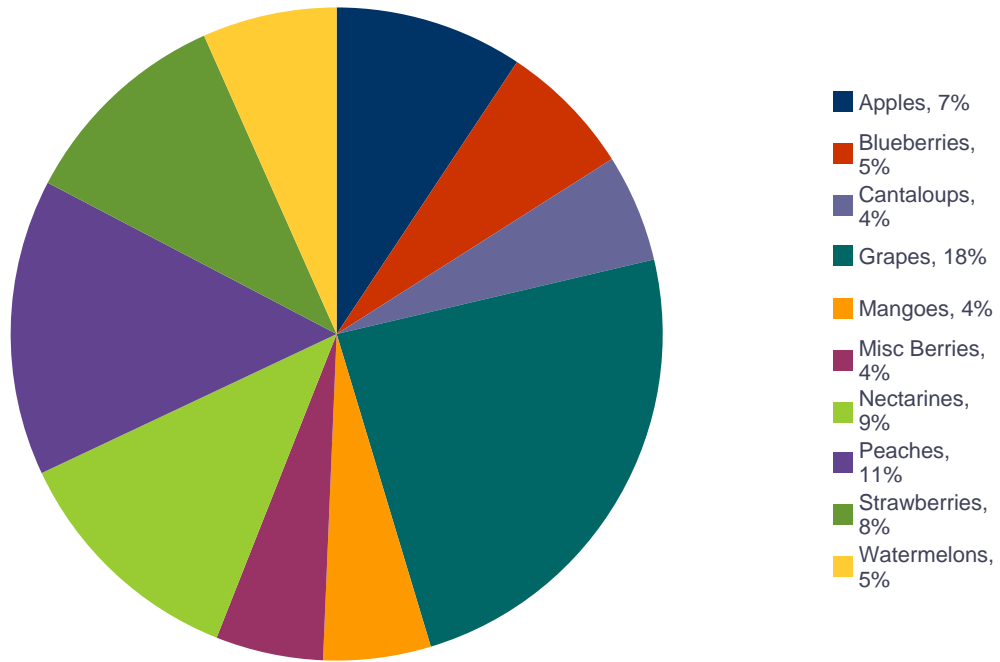
For more detailed information on organic and locally grown produce visit the National Retail--Local and Organic Report at: [http://www.ams.usda.gov/mnreports/wa\\_lo100.txt](http://www.ams.usda.gov/mnreports/wa_lo100.txt)



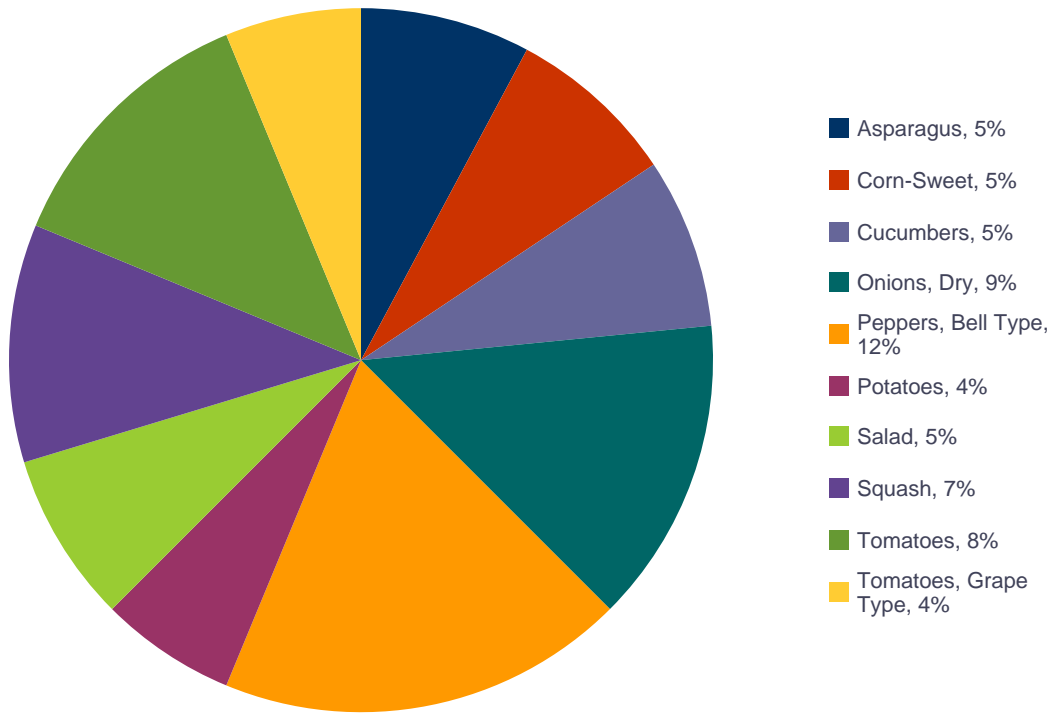
1 - Specialty Crops Market News surveys over 400 retailers, comprising over 30,300 individual stores, with online weekly advertised features.

2 - Date range reflects one week of data collection ending on the report date and encompasses ad pricing good from the Saturday before the report release date through the following Friday.

Top 10 Fruits as Percentage of Total Fruit Ads



Top 10 Vegetables as Percentage of Total Vegetable Ads Including Onions and Potatoes





## NATIONAL SUMMARY

(not including AK & HI)

FRUITS								
Commodity	Variety	Unit	THIS WEEK		LAST WEEK		LAST YEAR	
			Stores With Ads	Wtd Avg Price	Stores With Ads	Wtd Avg Price	Stores With Ads	Wtd Avg Price
Apples	Braeburn	per pound	6	1.49	23	1.19	6	1.49
Apples	Fuji	per pound	299	1.26	257	1.13	1,105	1.23
Apples	Fuji	3 lb bag	1,873	4.48			10	4.13
Apples	Fuji	5 lb bag	220	5.99	220	5.99		
Apples	Gala	per pound	301	1.65	93	1.44	284	1.31
Apples	Gala	3 lb bag	176	3.66	64	3.99	62	4.02
Apples	Gala	2 lb bag	8	2.99	8	2.99		
Apples	Granny Smith	per pound	1,544	1.38	154	1.42	6	0.99
Apples	Granny Smith	3 lb bag	9	2.99	510	5.01		
Apples	Honeycrisp	per pound	3,476	2.37	1,530	2.61	1,259	2.24
Apples	Honeycrisp	3 lb bag	89	4.59	407	6.99		
Apples	Honeycrisp	2 lb bag	7	2.49				
Apples	Pink Lady/Cripps Pink	per pound	771	1.88	247	1.71	779	1.59
Apples	Pink Lady/Cripps Pink	3 lb bag	297	4.63	510	5.01	4	4.99
Apples	Red Delicious	per pound	794	1.34	79	1.16	279	1.15
Apples	Red Delicious	3 lb bag	19	3.52			327	3.59
Apples, Processed	Juice	64 oz (1/2 gallon)	3,714	2.27	3,499	2.53	3,543	2.06
Apples, Processed	Juice Marked Cider	64 oz (1/2 gallon)	295	2.59	17	2.50	17	2.00
Apricots		per pound	634	3.27	664	3.71	1,597	2.99
Avocados	Hass	each	3,810	1.54	3,816	1.63	8,114	1.30
Avocados	Various Greenskin Varieties	each	24	2.99	961	2.36		
Bananas		per pound	406	0.50	344	0.49	437	0.47
Blueberries		6 oz package	758	2.52	970	3.13	2,089	3.04
Blueberries		1 pint package	7,007	2.65	2,351	2.94	7,879	2.40
Blueberries		18 oz package	792	5.33	2,341	5.39	2,801	3.25
Cantaloups		each	5,902	2.76	5,067	3.00	8,357	2.37
Cantaloups		per pound	614	0.78	725	0.62	530	0.43
Cherries	Rainier	per pound	561	6.99			2,155	5.75
Cherries	Red Varieties	per pound	4,428	5.15	2,719	5.23	11,341	3.65
Clementines		3 lb bag	106	6.14	356	5.80	774	4.24
Clementines		2 lb bag	81	4.21	285	4.99	40	3.94

Wtd Avg - Simple weighted average



Fruit, Other	Cactus Pears	each	30	0.33			12	0.25
Grapefruit	Red	each	400	1.52	68	1.00	8	0.99
Grapefruit	Red	per pound	12	0.79				
Grapefruit	Red	5 lb bag	10	6.48				
Grapes	Black Seedless	per pound	4,733	1.99	3,475	2.24	4,185	2.32
Grapes	Red Globe	per pound	27	2.27	12	1.99	48	2.37
Grapes	Red Seedless	per pound	8,976	2.01	9,435	2.11	9,362	2.16
Grapes	White Seedless Type	per pound	8,898	2.17	10,924	1.96	8,189	2.27
Honeydews		each	1,978	3.83	603	3.72	1,115	3.34
Honeydews		per pound	126	1.01	383	0.85	327	0.98
Kiwifruit	Hayward	each	233	0.60	368	0.58	635	0.43
Kiwifruit	Hayward	1 lb bag	29	4.02	120	3.87	264	2.99
Lemons		each	2,643	0.69	1,250	0.59	577	0.68
Lemons		per pound	84	0.79	143	0.84	7	0.50
Lemons		2 lb bag	158	3.61	2,214	3.15	2,407	3.54
Limes		each	2,068	0.55	3,289	0.34	2,946	0.27
Limes		per pound	164	0.69	210	0.62	198	0.67
Mangoes		each	5,588	0.99	4,904	1.08	8,664	0.82
Misc Berries	Blackberries	5.6 - 6 oz package	5,363	2.35	4,410	2.59	7,413	2.80
Misc Citrus	Satsuma	3 lb bag	191	5.99				
Nectarines	Various White Flesh Varieties	per pound	5,611	2.48	3,361	2.76	3,248	1.89
Nectarines	Various Yellow Flesh Varieties	per pound	8,080	2.32	7,489	2.48	6,517	1.78
Oranges	Navel	each	717	1.11	236	0.87	1,106	0.87
Oranges	Navel	per pound	220	1.08	288	1.62	210	1.03
Oranges	Navel	3 lb bag	537	5.86	65	4.89	8	3.99
Oranges	Navel	4 lb bag	26	4.60			73	4.33
Oranges	Valencia	per pound	37	0.99	30	0.79	15	0.50
Oranges	Valencia	3 lb bag	8	4.99	19	3.83		
Papaya	Maradol/Tainung Types	per pound	1,511	1.15	582	0.95	1,013	0.90
Papaya	Maradol/Tainung Types	each	28	1.48	107	3.99		
Papaya	Solo Type	per pound	194	1.35	70	1.26	96	0.49
Papaya	Solo Type	each	45	3.89				
Peaches	Various White Flesh Varieties	per pound	4,967	2.52	4,343	2.67	2,812	1.91
Peaches	Various Yellow Flesh Varieties	per pound	11,728	1.85	10,348	2.17	13,377	1.48
Pears	Bartlett	per pound	396	1.88	1,704	1.73	1,637	1.69
Pears	D'Anjou	per pound	128	1.87	72	1.43	215	1.61
Pineapples		each	4,751	2.78	4,381	2.79	2,761	2.61
Pineapples		per pound	417	0.61	177	0.73	214	0.89



Plums		per pound	2,284	2.34	3,324	2.56	2,649	2.11
Plums	Interspecific Type	per pound	1,471	2.81	764	2.94	398	2.81
Pomegranates		each	3	2.99	31	4.31	30	1.99
Prunes		per pound	7	3.49				
Raspberries	Red	6 oz package	3,912	2.89	2,595	2.99	6,104	2.93
Strawberries		1 lb package	7,386	2.49	7,558	2.73	6,152	2.92
Strawberries		2 lb package	2,228	3.95	2,025	4.32	1,188	4.16
Tangerines		3 lb bag	291	4.59	699	5.90	2,549	4.56
Tangerines		2 lb bag	158	5.50	736	4.42	146	2.50
Watermelons	Red Flesh Seeded Type	each	43	5.99	388	5.88	471	4.64
Watermelons	Red Flesh Seeded Type	per pound	12	0.39	96	0.25	26	0.41
Watermelons	Red Flesh Seedless Miniature	each	2,060	3.50	1,837	3.60	3,191	3.31
Watermelons	Red Flesh Seedless Type	each	5,595	5.00	7,856	5.45	5,108	4.66
Watermelons	Red Flesh Seedless Type	per pound	925	0.55	931	0.62	652	0.63
<b>ORGANIC</b>								
Apples	Fuji	per pound	43	1.99	1,152	2.48	123	2.41
Apples	Fuji	2 lb bag	1,817	4.51	18	4.98	237	3.59
Apples	Gala	per pound	1,163	2.48	108	2.02	156	2.49
Apples	Gala	2 lb bag	59	4.48			1,327	3.92
Apples	Granny Smith	per pound	176	2.01	50	2.06	113	2.49
Apples	Granny Smith	2 lb bag	59	4.48			40	3.50
Apples	Honeycrisp	per pound	115	2.99	151	3.99	71	2.99
Apples	Pink Lady/Cripps Pink	per pound	4	2.88	17	1.79	393	1.99
Apples, Processed	Juice	64 oz (1/2 gallon)	288	3.28	116	3.29	430	2.82
Avocados	Hass	each	474	1.67	728	2.08	535	2.16
Bananas		per pound	88	0.78	913	0.82	484	0.83
Blueberries		6 oz package	1,345	3.77	1,842	3.91	2,252	3.32
Blueberries		1 pint package	39	5.20	542	4.57	593	4.60
Cantaloups		each	57	3.87	330	4.21	676	3.78
Cantaloups		per pound	1	0.99	12	0.99	44	0.81
Grapes	Black Seedless	per pound	1,017	2.59	1,002	2.89	747	2.62
Grapes	Red Seedless	per pound	4,875	2.80	3,899	3.06	4,622	2.73
Grapes	White Seedless Type	per pound	4,836	2.80	3,905	3.06	4,085	2.88
Honeydews		each	32	4.98	147	3.67		
Kiwifruit	Hayward	1 lb bag	321	4.49				
Lemons		each	504	0.93	227	1.00		
Lemons		per pound	69	0.69				
Lemons		2 lb bag	306	4.93	288	4.88		



Limes		each	204	0.78				
Mangoes		each	1,577	2.14	256	1.94	2,199	1.39
Misc Berries	Blackberries	5.6 - 6 oz package	2,444	3.52	2,371	3.07	831	3.89
Nectarines	Various White Flesh Varieties	per pound	433	3.31	647	2.94	634	2.18
Nectarines	Various Yellow Flesh Varieties	per pound	2,477	3.26	1,825	3.22	2,534	2.51
Oranges	Navel	per pound	152	1.89	1	1.69		
Oranges	Valencia	4 lb bag	9	5.99	52	6.82	146	3.98
Peaches	Various White Flesh Varieties	per pound	509	3.36	723	3.01	776	2.19
Peaches	Various Yellow Flesh Varieties	per pound	2,653	3.31	1,904	3.35	3,545	2.64
Pears	Bosc	per pound	9	2.38	108	2.02		
Pears	D'Anjou	per pound	56	2.05	46	2.07	346	1.98
Pineapples		each	304	3.29	356	3.29	46	3.88
Plums	Interspecific Type	per pound	7	2.99	83	3.79	57	2.49
Raspberries	Red	6 oz package	950	3.82	889	3.73	1,489	4.04
Strawberries		1 lb package	4,602	3.62	3,670	3.73	3,361	3.96
Strawberries		2 lb package	159	5.23	114	6.18	205	5.99
Tangerines		2 lb bag	78	5.99	78	4.99		
Watermelons	Red Flesh Seedless Miniature	each	71	4.99	66	4.99	254	5.04
Watermelons	Red Flesh Seedless Type	per pound	32	0.73	11	0.89		

**ONIONS AND POTATOES**

Commodity	Variety	Unit	THIS WEEK		LAST WEEK		LAST YEAR	
			Stores With Ads	Wtd Avg Price	Stores With Ads	Wtd Avg Price	Stores With Ads	Wtd Avg Price
Onions, Dry	Red	per pound	472	1.89	355	1.54	240	1.13
Onions, Dry	Red	2 lb bag	66	3.22	37	3.28	17	1.50
Onions, Dry	White	per pound	856	0.80	596	0.71	1,676	0.47
Onions, Dry	White	2 lb bag	139	2.11			17	1.50
Onions, Dry	Yellow	per pound	821	1.09	1,389	0.97	521	0.69
Onions, Dry	Yellow	2 lb bag	79	1.93	178	1.84	373	1.29
Onions, Dry	Yellow	3 lb bag	1,329	2.94	238	2.63	348	2.11
Onions, Dry	Yellow Marked Sweet	per pound	3,200	1.24	2,850	1.19	2,990	1.09
Onions, Dry	Yellow Marked Sweet	2 lb bag	163	2.40	247	2.84	20	2.69
Onions, Dry	Yellow Marked Sweet	3 lb bag	1,701	3.82	1,183	3.46	1,807	2.90
Onions, Dry	Yellow Marked Sweet	5 lb bag	1,634	4.48	794	4.89	759	4.01
Potatoes	Round Red	per pound	864	1.19	687	1.10	336	0.95
Potatoes	Round Red	3 lb bag	42	3.48	235	4.75	72	2.74
Potatoes	Round Red	5 lb bag	88	4.39	1,806	3.64	875	3.53

Wtd Avg - Simple weighted average



Potatoes	Round White	per pound	53	1.06	97	0.84	137	0.92
Potatoes	Round White	5 lb bag	26	3.49	68	4.97	15	3.99
Potatoes	Russet	per pound	677	1.06	1,417	0.99	2,260	0.78
Potatoes	Russet	3 lb bag	5	1.88	58	2.51	9	0.98
Potatoes	Russet	5 lb bag	2,062	3.24	2,975	2.71	3,416	2.26
Potatoes	Russet	10 lb bag	118	3.47	293	3.66	1,097	3.76
Potatoes	Russet	8 lb bag	33	4.47	600	4.79	308	2.85
Potatoes	Yellow Type	per pound	275	1.40	31	0.99	75	0.85
Potatoes	Yellow Type	3 lb bag	220	5.99	19	2.63	242	5.99
Potatoes	Yellow Type	5 lb bag	231	5.42	360	4.60	520	3.63

**ORGANIC**

Onions, Dry	Yellow	per pound	139	1.46	53	1.45		
Onions, Dry	Yellow	3 lb bag	87	3.94				
Onions, Dry	Yellow Marked Sweet	3 lb bag	23	4.50	45	4.99	49	3.11
Potatoes	Russet	per pound	130	1.49	130	1.49	130	1.69
Potatoes	Russet	3 lb bag	79	2.99	79	3.29	1,135	3.99
Potatoes	Yellow Type	per pound	4	1.99	12	1.99		

**VEGETABLES**

Commodity	Variety	Unit	THIS WEEK		LAST WEEK		LAST YEAR	
			Stores With Ads	Wtd Avg Price	Stores With Ads	Wtd Avg Price	Stores With Ads	Wtd Avg Price
Artichokes		each	1,030	2.78	754	2.75	689	2.74
Asparagus	Green	per pound	5,566	2.91	7,684	2.67	3,025	2.74
Beans	Round Green Type	per pound	618	1.42	867	1.62	1,633	1.81
Beets		per bunch	8	2.49			13	1.91
Beets		per pound	34	0.50	5	0.69	19	0.92
Bok Choy		per pound	6	0.50	17	1.18		
Broccoli		per pound	86	0.84	180	0.70	153	0.83
Broccoli		per bunch	1,609	2.92	1,255	2.93	886	2.70
Broccoli	Crown Cut	per pound	2,396	1.61	3,056	1.50	2,500	1.57
Brussels Sprouts		per pound	809	2.57	424	2.50	562	2.45
Cabbage	Red Type	per pound	1	0.79			82	0.97
Cabbage	Round Green Type	per pound	763	0.73	531	0.66	2,186	0.76
Carrots		per pound	90	0.49	157	0.59	95	0.46
Carrots		1 lb bag	18	0.72			54	0.57
Carrots		2 lb bag	91	1.79	30	2.03	479	1.12
Carrots		per bunch	96	0.50	48	1.99		

Wtd Avg - Simple weighted average



Carrots	Baby Peeled	1 lb bag	1,724	1.43	2,543	1.30	2,024	1.16
Carrots	Baby Peeled	2 lb bag	298	2.56	460	2.63	599	2.25
Cauliflower		each	1,785	2.92	1,926	2.96	1,449	2.91
Cauliflower		per pound	782	1.38	376	1.08	689	1.06
Celery		each	496	1.50	1,152	1.50	1,588	1.30
Celery	Hearts	each	86	2.54	726	2.64	573	2.88
Cilantro		per bunch	756	0.63	781	0.57	897	0.57
Corn-Sweet		each	5,710	0.52	7,355	0.48	5,729	0.41
Cucumbers		each	3,185	0.60	1,999	0.58	2,246	0.74
Cucumbers		per pound	98	0.81	10	0.89	9	0.99
Cucumbers	Long Seedless-Greenhouse	each	3,289	1.45	2,452	1.09	2,255	1.31
Eggplant		per pound	927	1.27	637	1.18	1,386	1.41
Eggplant		each	259	2.18			51	1.05
Garlic		per sleeve	332	1.39	350	1.35	195	1.56
Greens	Collard	per bunch	31	1.34	202	2.88	333	1.58
Greens	Collard	per pound	9	0.99	65	1.42		
Greens	Collard	1 lb bag	502	2.95			539	2.94
Greens	Kale	per bunch	54	1.00	18	1.15	515	1.23
Greens	Kale	per pound	9	0.99	9	0.99		
Greens	Mustard	per bunch	17	1.48	11	0.99	137	1.02
Greens	Turnip Tops	per bunch	17	1.48	11	0.99	137	1.01
Lettuce, Iceberg		each	2,545	1.54	2,625	1.51	3,878	1.29
Lettuce, Iceberg		per pound	26	1.29	20	0.50	15	0.99
Lettuce, Other	Boston	each	29	1.54	8	1.99	10	1.69
Lettuce, Other	Green Leaf	each	416	1.26	352	1.62	691	1.26
Lettuce, Other	Green Leaf	per pound	590	1.55	158	1.83	694	1.31
Lettuce, Other	Red Leaf	each	398	1.26	352	1.62	646	1.26
Lettuce, Other	Red Leaf	per pound	590	1.55	158	1.83	694	1.31
Lettuce, Romaine		each	406	1.28	258	1.51	749	1.20
Lettuce, Romaine		per pound	633	1.59	158	1.72	349	1.27
Lettuce, Romaine	Hearts	3 count package	1,428	3.27	2,417	3.12	1,324	2.88
Mushrooms	Portobella	per pound	361	3.60	12	1.99	13	4.07
Mushrooms	Portobella	8 oz package	150	2.00	194	1.98	43	1.94
Mushrooms	Portobella	6 oz package	440	3.50	401	3.13	1,296	3.03
Mushrooms	White	per pound	310	3.42			242	2.49
Mushrooms	White	8 oz package	1,681	2.01	1,703	2.10	1,847	1.85
Mushrooms	White	6 oz package	23	2.79			28	2.15
Onions Green		per bunch	544	0.66	1,226	0.64	1,016	0.58
Peppers, Bell Type	Green	per pound	534	1.48	678	1.59	586	1.22





Peppers, Bell Type	Green	each	1,822	0.85	1,682	0.72	2,845	0.65
Peppers, Bell Type	Orange	per pound	428	2.94	316	2.72	125	2.74
Peppers, Bell Type	Orange	each	3,181	1.38	2,530	1.37	2,063	1.25
Peppers, Bell Type	Orange-Greenhouse	per pound	8	2.99	80	3.44	87	2.99
Peppers, Bell Type	Orange-Greenhouse	each	108	1.53	226	1.07	93	1.64
Peppers, Bell Type	Red	per pound	609	2.73	854	2.53	735	2.42
Peppers, Bell Type	Red	each	4,190	1.36	2,549	1.37	2,524	1.16
Peppers, Bell Type	Red-Greenhouse	per pound	8	2.99	80	3.44	87	2.99
Peppers, Bell Type	Red-Greenhouse	each	108	1.53	226	1.07	93	1.64
Peppers, Bell Type	Yellow	per pound	491	2.89	322	2.70	188	2.82
Peppers, Bell Type	Yellow	each	3,463	1.38	2,545	1.37	2,104	1.25
Peppers, Bell Type	Yellow-Greenhouse	per pound	8	2.99	80	3.44	87	2.99
Peppers, Bell Type	Yellow-Greenhouse	each	108	1.53	226	1.07	93	1.64
Peppers, Other	Jalapeno	per pound	680	0.95	552	0.96	716	0.84
Peppers, Other	Mixed Mini Sweet Types	1 lb package	399	3.07	282	2.77	1,702	2.38
Peppers, Other	Serrano	per pound	154	0.92	102	0.99	199	0.90
Radishes		per bunch	510	1.23	653	0.92	756	1.05
Radishes		1 lb bag	152	1.68	12	1.29	10	1.65
Salad	Mixed Types	10 - 12 oz package	1,709	2.37	2,120	2.90	2,491	2.56
Salad	Mixed Types	5 - 9 oz package	1,234	2.61	2,042	2.95	2,348	2.60
Spinach		per bunch	400	1.56	290	1.49	64	0.91
Spinach	Flat, Baby Type	10 oz package	259	4.60	206	3.75	278	2.99
Spinach	Flat, Baby Type	8 oz package	216	1.85	168	2.53	151	1.76
Spinach	Flat, Baby Type	9 oz package	11	2.50	78	2.80		
Spinach	Flat, Baby Type	5 - 6 oz package	319	3.41	513	3.17	440	2.26
Squash	Acorn	per pound	383	1.28			9	0.49
Squash	Butternut	per pound	374	1.29			6	0.69
Squash	Grey	per pound	332	0.87	420	0.95	329	0.68
Squash	Spaghetti	per pound	374	1.29				
Squash	Yellow Crookneck/Straightneck	per pound	3,431	1.41	2,653	1.49	4,419	1.44
Squash	Zucchini	per pound	3,967	1.38	5,362	1.37	6,348	1.30
Sweet Potatoes		per pound	1,156	1.02	1,339	0.99	2,159	0.88
Tomatillos		per pound	1,415	0.90	736	1.00	775	0.81
Tomatoes		per pound	1,093	1.66	3,154	1.82	3,549	1.76
Tomatoes	Vine Ripe - Heirloom Varieties-Greenhouse	per pound	289	3.92	23	3.42	6	1.89
Tomatoes	Vine Ripes	per pound	1,594	1.94	311	1.72	746	1.58
Tomatoes	Vine Ripes, On The Vine-Greenhouse	per pound	5,467	1.88	5,389	1.86	4,542	1.57
Tomatoes	Vine Ripes-Greenhouse	per pound	164	1.88	86	1.44	146	1.97



Tomatoes, Grape Type		1 pint package	1,081	2.40	1,417	2.28	886	2.36
Tomatoes, Grape Type		10 oz package	2,012	2.25	825	2.78	744	2.98
Tomatoes, Plum Type	Roma	per pound	1,637	1.19	1,095	1.07	1,773	1.00
Vegetables Other	Cactus Leaf (Nopales)	per pound	155	0.60	213	0.70	23	0.50
<b>ORGANIC</b>								
Artichokes		each	121	3.00				
Asparagus	Green	per pound	30	3.49	150	2.99		
Beans	Round Green Type	per pound	21	2.99	8	1.99	21	2.99
Broccoli		per pound	218	2.44	12	1.84	159	1.48
Broccoli		per bunch	78	3.36	287	3.05	14	3.35
Broccoli	Crown Cut	per pound	198	2.03			82	2.94
Carrots		per pound	130	1.39	48	1.39	43	0.99
Carrots		1 lb bag	421	1.00	359	1.50		
Carrots		per bunch	199	1.23	149	1.99	49	2.99
Carrots	Baby Peeled	1 lb bag	1,750	1.87	1,694	1.90	672	2.56
Cauliflower		each	11	3.99	32	3.21	151	4.26
Cauliflower		per pound	246	2.39	85	1.69	65	0.99
Celery		each	65	1.32	8	2.50	181	1.75
Celery		per pound	186	1.11				
Celery	Hearts	each	243	2.61	255	2.70	118	3.62
Cilantro		per bunch	434	1.97	42	1.67	133	1.84
Corn-Sweet		each	11	1.50	93	0.84		
Cucumbers		each	27	1.27	169	1.28	12	0.79
Cucumbers		per pound	7	0.69				
Cucumbers	Long Seedless-Greenhouse	each	23	2.43	38	2.50	255	2.50
Greens	Kale	per bunch	50	1.72	28	1.81	78	2.03
Greens	Swiss Chard	per bunch	20	2.06	4	2.29	45	1.91
Lettuce, Iceberg		each	1,165	2.50	200	2.48	1,252	2.04
Lettuce, Other	Green Leaf	each	319	2.25	452	2.15	265	1.74
Lettuce, Other	Red Leaf	each	314	2.25	447	2.15	265	1.74
Lettuce, Romaine		each	146	2.49	347	2.21	102	2.04
Lettuce, Romaine	Hearts	3 count package	953	3.91	191	4.26	1,252	3.38
Mushrooms	Portobella	per pound	15	8.52	11	7.99	11	5.99
Mushrooms	Portobella	8 oz package	5	2.99	107	3.99	189	3.64
Mushrooms	Portobella	6 oz package	56	3.99	39	3.99		
Mushrooms	White	8 oz package	416	2.67	523	3.07	539	2.93
Mushrooms	White	6 oz package	17	3.28				
Onions Green		per bunch	110	1.03	455	0.95	28	0.99



Radishes		per bunch	57	1.34	49	2.00	34	1.91
Salad	Mixed Types	1 lb bag	512	6.06	1,386	5.04	1,760	4.40
Salad	Mixed Types	10 - 12 oz package	450	4.00	292	5.33	597	4.97
Salad	Mixed Types	5 - 9 oz package	2,300	3.35	1,731	3.52	4,351	2.94
Spinach	Flat, Baby Type	10 oz package	43	4.99	26	4.99	8	5.49
Spinach	Flat, Baby Type	9 oz package	16	3.99				
Spinach	Flat, Baby Type	5 - 6 oz package	2,056	3.03	1,369	3.87	933	2.49
Squash	Yellow Crookneck/Straightneck	per pound	30	2.25	1,212	1.39	9	1.99
Squash	Zucchini	per pound	69	2.28	1,169	1.42	168	1.54
Sweet Potatoes		per pound	52	1.99	58	1.91	7	1.99
Tomatoes		per pound	163	2.67	187	2.65	130	1.79
Tomatoes	Vine Ripe - Heirloom Varieties-Greenhouse	per pound	23	4.99	15	4.86		
Tomatoes	Vine Ripes, On The Vine-Greenhouse	per pound	336	3.37	228	3.00	2,182	2.14
Tomatoes, Cherry		1 pint package	206	2.50	13	2.99	27	2.93
Tomatoes, Grape Type		1 pint package	721	2.89	506	3.13	449	3.67
Tomatoes, Grape Type		10 oz package	1,075	3.38	12	4.99	32	2.68

**OTHER SPECIALTY CROPS ITEMS**

Commodity	Variety	Unit	THIS WEEK		LAST WEEK		LAST YEAR	
			Stores With Ads	Wtd Avg Price	Stores With Ads	Wtd Avg Price	Stores With Ads	Wtd Avg Price
Hemp (Seeds) Oil		2 oz	113	9.99				
Hemp Protein		16 oz package	31	19.99	94	15.83	353	16.88
Hemp Protein		32 oz package	113	14.99	113	14.99		
Hemp Seeds-Shelled		8 oz package	473	7.87	523	7.65	360	8.22
Hemp Seeds-Shelled		12 oz package	53	12.50	53	2.49		
Hemp Seeds-Shelled		16 oz package	171	14.92	252	14.90	173	15.36

**ORGANIC**

Hemp (Seeds) Oil		16 oz	113	13.50				
Hemp Protein		16 oz package	211	18.07	261	18.44	356	16.69
Hemp Seeds-Shelled		7 oz package	269	9.27	345	9.11	181	8.69
Hemp Seeds-Shelled		12 oz package	262	13.64	312	13.50	315	13.50
Hemp Seeds-Shelled		16 oz package	31	13.59	31	13.59	31	14.99

**SEASONAL ITEMS**

Commodity	Variety	Unit	THIS WEEK	LAST WEEK	LAST YEAR
-----------	---------	------	-----------	-----------	-----------



			Stores With Ads	Wtd Avg Price	Stores With Ads	Wtd Avg Price	Stores With Ads	Wtd Avg Price
Chayote		per pound	46	1.03	548	1.14		
Chayote		each	65	0.64	192	0.85	28	0.67
Gladiola		bunched 5s	13	3.99			13	3.99
Potted Plants	Chrysanthemum	6 inch pot	158	10.61	8	12.00	24	13.37
Rose, Hybrid Tea		bunched 12s	689	11.83	753	11.77	393	10.07
Tulips		bunched 10s	13	9.99			13	8.99



### REGIONAL DETAILS

Commodity Variety	Unit	NORTHEAST U.S.				SOUTHEAST U.S.				MIDWEST U.S.			
		Price Range	Stores with Ads	Wtd Avg Price	% Marked Local	Price Range	Stores with Ads	Wtd Avg Price	% Marked Local	Price Range	Stores with Ads	Wtd Avg Price	% Marked Local
<b>FRUITS</b>													
Apples Braeburn	per pound									1.49	6	1.49	
Apples Fuji	per pound					1.98	2	1.98		0.99-1.69	47	1.48	
Apples Fuji	3 lb bag	4.79	310	4.79		3.97-4.79	434	4.66		4.79	407	4.79	
Apples Fuji	5 lb bag					5.99	220	5.99					
Apples Gala	per pound	1.99	136	1.99		1.49-1.98	18	1.54		1.28-1.69	147	1.34	
Apples Gala	3 lb bag					4.98	59	4.98					
Apples Gala	2 lb bag					2.99	8	2.99					
Apples Granny Smith	per pound	1.29-1.79	495	1.74		1.49	453	1.49					
Apples Honeycrisp	per pound	1.99-2.79	363	2.23		2.49-2.79	1,677	2.51		0.99-2.99	1,002	2.05	
Apples Honeycrisp	3 lb bag					4.97	68	4.97		2.99-3.50	21	3.35	
Apples Honeycrisp	2 lb bag									2.49	7	2.49	
Apples Pink Lady/Cripps Pink	per pound	1.49-1.79	486	1.75		1.49-2.29	232	2.25		1.38-1.69	35	1.57	
Apples Pink Lady/Cripps Pink	3 lb bag	3.99	106	3.99		4.99	191	4.99					
Apples Red Delicious	per pound	1.49-1.79	36	1.72		1.49-1.98	455	1.49		0.99-1.00	17	0.99	
Apples, Processed Juice	64 oz (1/2 gallon)	0.99-3.99	705	2.28		1.50-3.49	1,048	2.43		1.25-3.49	885	2.41	
Apricots	per pound	1.99-4.99	340	3.22		2.99	15	2.99		2.99-4.98	248	3.38	75
Avocados Hass	each	0.79-2.50	760	1.72		0.50-1.67	930	1.18		0.99-1.99	276	1.18	
Avocados Various Greenskin Varieties	each	2.99	24	2.99									
Bananas	per pound	0.49-0.79	80	0.69		0.33-0.59	94	0.43		0.49-0.59	14	0.57	
Blueberries	6 oz package	2.49	106	2.49		2.00	136	2.00		2.99-3.48	247	3.37	
Blueberries	1 pint package	1.99-3.99	2,004	2.87		1.99-3.99	1,440	2.69	13	1.89-3.99	2,025	2.47	
Blueberries	18 oz package	4.99-5.99	386	5.84	2	4.99	302	4.99		2.99	14	2.99	
Cantaloups	each	1.99-5.00	1,160	2.84		1.95-3.99	1,865	2.94		0.99-4.99	1,481	2.60	9
Cherries Red Varieties	per pound	4.99-7.99	786	5.27		4.98-4.99	417	4.99		3.77-5.99	876	4.64	21
Clementines	3 lb bag					5.98	59	5.98		4.99-6.99	47	6.35	
Clementines	2 lb bag	3.99-4.99	81	4.21									
Grapefruit Red	each	1.25-1.69	334	1.62		1.50	5	1.50					
Grapefruit Red	5 lb bag									6.48	10	6.48	
Grapes Black Seedless	per pound	1.99-2.49	830	2.10		1.29-3.49	903	2.56		0.99-2.49	1,150	1.81	

Wtd Avg - Simple weighted average



Commodity Variety	Unit	NORTHEAST U.S.				SOUTHEAST U.S.				MIDWEST U.S.			
		Price Range	Stores with Ads	Wtd Avg Price	% Marked Local	Price Range	Stores with Ads	Wtd Avg Price	% Marked Local	Price Range	Stores with Ads	Wtd Avg Price	% Marked Local
Grapes Red Globe	per pound					2.49	15	2.49		1.99	12	1.99	
Grapes Red Seedless	per pound	0.99-3.99	1,692	2.24		0.98-3.49	1,412	2.27		0.99-2.99	2,085	1.80	
Grapes White Seedless Type	per pound	1.29-3.99	1,534	2.24		1.29-3.49	1,222	2.41		0.99-3.89	2,813	2.29	
Honeydews	each	2.99-4.99	465	3.51		3.49-4.99	1,177	3.77		2.99-4.99	85	3.54	
Kiwifruit Hayward	each	0.50-0.75	104	0.64		0.67	69	0.67		0.33	6	0.33	
Lemons	each	0.34-1.00	635	0.70		0.34-0.79	1,199	0.73		0.50-0.67	264	0.59	
Lemons	per pound	0.79	74	0.79									
Lemons	2 lb bag	3.00-3.99	44	3.36		3.49-3.99	18	3.77		2.99-3.98	40	3.53	
Limes	each	0.20-0.99	966	0.66		0.33-0.34	43	0.33		0.12-0.99	73	0.41	
Mangoes	each	0.79-2.50	1,144	1.20		0.69-1.50	1,281	1.14		0.49-1.50	242	1.07	
Misc Berries Blackberries	5.6 - 6 oz package	1.00-3.99	1,552	2.91		1.78-3.34	722	2.70		0.99-3.50	1,837	1.82	
Misc Citrus Satsuma	3 lb bag					5.99	191	5.99					
Nectarines Various White Flesh Varieties	per pound	1.99-3.99	1,000	2.47		1.99-2.99	2,703	2.57		1.99-2.99	542	2.32	34
Nectarines Various Yellow Flesh Varieties	per pound	1.49-2.99	1,529	2.14		1.68-2.99	3,301	2.57		0.99-3.49	1,138	2.20	
Oranges Navel	each	1.67	24	1.67		1.00-1.25	531	1.21					
Oranges Navel	per pound	1.29	7	1.29						1.49-1.89	17	1.68	
Oranges Navel	3 lb bag					3.99-5.99	488	5.85					
Oranges Navel	4 lb bag	5.99	8	5.99		3.98	18	3.98					
Oranges Valencia	3 lb bag					4.99	8	4.99					
Papaya Maradol/Tainung Types	per pound	1.29	118	1.29		1.28-1.49	501	1.47		0.99	21	0.99	
Papaya Solo Type	per pound	1.29-1.49	176	1.42		0.68	18	0.68					
Peaches Various White Flesh Varieties	per pound	1.69-3.99	848	2.28		1.88-3.79	1,863	2.78		1.88-3.98	656	2.39	28
Peaches Various Yellow Flesh Varieties	per pound	0.95-2.99	3,017	1.76		0.95-2.99	3,207	1.93	6	0.79-3.99	2,841	1.82	
Pears Bartlett	per pound	1.29-1.99	87	1.58		1.99	220	1.99		1.29-1.99	89	1.92	
Pears D'Anjou	per pound	1.29-1.99	40	1.71						1.99	80	1.99	
Pineapples	each	1.99-3.99	1,012	2.87		1.99-3.49	2,197	2.56		1.50-3.77	631	2.90	
Plums	per pound	1.69-3.99	659	2.29		1.69-2.99	582	2.53		1.48-3.49	711	2.32	
Plums Interspecific Type	per pound	1.99-2.99	689	2.55		2.49-2.99	242	2.96		2.49-4.48	310	2.98	60
Pomegranates	each									2.99	3	2.99	
Raspberries Red	6 oz package	2.79-3.99	1,056	3.35		2.50-3.34	1,296	2.78		1.99-3.99	631	2.96	

Wtd Avg - Simple weighted average



Commodity Variety	Unit	NORTHEAST U.S.				SOUTHEAST U.S.				MIDWEST U.S.			
		Price Range	Stores with Ads	Wtd Avg Price	% Marked Local	Price Range	Stores with Ads	Wtd Avg Price	% Marked Local	Price Range	Stores with Ads	Wtd Avg Price	% Marked Local
Strawberries	1 lb package	1.67-3.99	1,419	3.17		0.99-3.99	2,835	1.74		0.88-4.99	1,263	2.59	
Strawberries	2 lb package	4.99-5.99	224	5.63		3.99	10	3.99		1.98-4.99	898	3.89	
Tangerines	3 lb bag	4.99	175	4.99						3.99	47	3.99	
Tangerines	2 lb bag					4.99	78	4.99		5.99	80	5.99	
Watermelons Red Flesh Seeded Type	each					3.99-7.99	28	5.99		5.99	15	5.99	
Watermelons Red Flesh Seeded Type	per pound									0.39	12	0.39	
Watermelons Red Flesh Seedless Miniature	each	2.99-4.29	357	3.51		3.99-4.98	477	4.46		2.50-4.29	470	3.25	29
Watermelons Red Flesh Seedless Type	each	3.99-6.99	1,563	5.38		2.99-5.99	2,262	5.04		3.98-6.99	819	5.26	
Watermelons Red Flesh Seedless Type	per pound	0.49-0.99	107	0.72		0.68	11	0.68		0.49-0.99	127	0.91	
<b>FRUITS - ORGANIC</b>													
Apples Fuji	per pound	1.99	43	1.99									
Apples Fuji	2 lb bag	4.79	310	4.79		4.79	366	4.79		4.79-4.99	428	4.80	
Apples Gala	per pound	1.99-2.49	28	2.12		2.49	1,135	2.49					
Apples Gala	2 lb bag					4.48	59	4.48					
Apples Granny Smith	per pound	1.99-2.49	124	2.02		1.99	2	1.99					
Apples Granny Smith	2 lb bag					4.48	59	4.48					
Apples Honeycrisp	per pound									2.99	69	2.99	
Apples, Processed Juice	64 oz (1/2 gallon)	3.99	48	3.99						3.49	69	3.49	
Avocados Hass	each	2.00	255	2.00						0.99	11	0.99	
Bananas	per pound	0.79	57	0.79						0.69-0.88	31	0.78	
Blueberries	6 oz package	3.50-6.00	193	3.69		3.50-3.99	278	3.60		3.79-3.99	131	3.98	
Blueberries	1 pint package	4.99-5.99	18	5.43									
Cantaloups	each	4.99-5.99	13	5.61						3.00	36	3.00	
Grapes Black Seedless	per pound	2.99	110	2.99		2.49-2.99	277	2.65		1.99-2.99	191	2.31	
Grapes Red Seedless	per pound	2.50-3.99	616	3.04		1.99-3.99	2,331	2.49		1.99-3.99	423	2.77	
Grapes White Seedless Type	per pound	2.50-3.99	623	3.05		1.99-3.99	2,331	2.49		1.99-3.99	388	2.75	
Honeydews	each					5.49	26	5.49		2.79	6	2.79	
Kiwifruit Hayward	1 lb bag					4.49	188	4.49					
Lemons	each					1.00	220	1.00		0.99	26	0.99	

Wtd Avg - Simple weighted average



Commodity Variety	Unit	NORTHEAST U.S.				SOUTHEAST U.S.				MIDWEST U.S.			
		Price Range	Stores with Ads	Wtd Avg Price	% Marked Local	Price Range	Stores with Ads	Wtd Avg Price	% Marked Local	Price Range	Stores with Ads	Wtd Avg Price	% Marked Local
Lemons	2 lb bag	4.99	261	4.99						2.99-4.99	44	4.58	
Limes	each					0.78	200	0.78					
Mangoes	each	1.50	79	1.50		1.50-2.00	251	1.94		2.00-2.50	145	2.47	
Misc Berries Blackberries	5.6 - 6 oz package	3.33-3.99	87	3.46		3.34-3.50	1,255	3.34		3.34-3.99	237	3.53	
Nectarines Various White Flesh Varieties	per pound	3.29	70	3.29		3.29	89	3.29		3.29	61	3.29	
Nectarines Various Yellow Flesh Varieties	per pound	3.99	277	3.99		2.99	1,355	2.99		1.99-2.99	130	2.52	
Peaches Various White Flesh Varieties	per pound	3.29	110	3.29		3.29	89	3.29		3.29	61	3.29	
Peaches Various Yellow Flesh Varieties	per pound	3.99	280	3.99		2.99	1,355	2.99		1.99-2.99	130	2.52	
Pears Bosc	per pound	2.49	7	2.49		1.99	2	1.99					
Pears D'Anjou	per pound	1.99-2.49	56	2.05									
Pineapples	each	3.29-3.50	36	3.33		3.29	89	3.29		3.29	61	3.29	
Plums Interspecific Type	per pound	2.99	7	2.99									
Raspberries Red	6 oz package	3.99-5.99	58	4.98		3.50	31	3.50		2.99-3.99	273	3.67	
Strawberries	1 lb package	2.99-5.99	515	4.28		2.99-3.99	2,246	3.21		1.50-4.99	310	3.89	
Strawberries	2 lb package	5.00	6	5.00						5.99	43	5.99	
Tangerines	2 lb bag					5.99	78	5.99					
Watermelons Red Flesh Seedless Miniature	each					4.99	26	4.99					
<b>ONIONS AND POTATOES</b>													
Onions, Dry Red	per pound	1.89-1.99	40	1.98		1.99	2	1.99		0.99-2.48	244	2.27	
Onions, Dry Red	2 lb bag					2.49	34	2.49					
Onions, Dry White	per pound									0.69-1.49	199	0.99	
Onions, Dry White	2 lb bag					2.49	34	2.49		1.99	9	1.99	
Onions, Dry Yellow	per pound	1.29	43	1.29						0.69-0.88	16	0.79	
Onions, Dry Yellow	2 lb bag	1.99	63	1.99		1.69	16	1.69					
Onions, Dry Yellow	3 lb bag	2.99	72	2.99		1.99-2.99	1,177	2.98		2.00-2.99	34	2.58	
Onions, Dry Yellow Marked Sweet	per pound	0.99-1.69	1,336	1.31		0.95-1.49	367	1.16	19	0.99-1.49	792	1.21	
Onions, Dry Yellow Marked Sweet	2 lb bag	2.49	134	2.49		2.00	29	2.00					
Onions, Dry Yellow Marked Sweet	3 lb bag	2.99-4.99	278	3.79		2.97-3.99	1,365	3.84		2.99	9	2.99	
Onions, Dry Yellow Marked Sweet	5 lb bag	3.99-5.99	341	5.56		3.99-4.99	1,235	4.21		3.99	58	3.99	

Wtd Avg - Simple weighted average





Commodity Variety	Unit	NORTHEAST U.S.				SOUTHEAST U.S.				MIDWEST U.S.			
		Price Range	Stores with Ads	Wtd Avg Price	% Marked Local	Price Range	Stores with Ads	Wtd Avg Price	% Marked Local	Price Range	Stores with Ads	Wtd Avg Price	% Marked Local
Potatoes Round Red	per pound	0.99-1.49	290	1.27		0.99-1.58	208	1.56		0.79	14	0.79	
Potatoes Round Red	3 lb bag					3.48	42	3.48					
Potatoes Round Red	5 lb bag	4.99	48	4.99						2.50-4.99	40	3.67	
Potatoes Round White	5 lb bag					3.49	26	3.49					
Potatoes Russet	per pound	0.89-1.29	425	1.17		0.99	24	0.99		0.79-0.99	43	0.88	
Potatoes Russet	3 lb bag									1.88	5	1.88	
Potatoes Russet	5 lb bag	2.99-4.99	557	4.13		2.49-4.99	496	3.49		2.00-2.99	372	2.66	
Potatoes Russet	10 lb bag					2.99-4.99	27	3.80		3.99	15	3.99	
Potatoes Russet	8 lb bag	5.99	8	5.99						4.99	15	4.99	
Potatoes Yellow Type	per pound	0.99	28	0.99		1.58	200	1.58					
Potatoes Yellow Type	3 lb bag					5.99	220	5.99					
Potatoes Yellow Type	5 lb bag					3.99-5.49	231	5.42					

**ONIONS AND POTATOES - ORGANIC**

Onions, Dry Yellow	per pound	1.49	5	1.49						1.45	11	1.45	
Onions, Dry Yellow	3 lb bag	3.99	79	3.99						3.49	8	3.49	
Onions, Dry Yellow Marked Sweet	3 lb bag									5.99	6	5.99	
Potatoes Russet	per pound									1.49	11	1.49	
Potatoes Russet	3 lb bag	2.99	79	2.99									

**VEGETABLES**

Artichokes	each	2.50	12	2.50						2.50	287	2.50	
Asparagus Green	per pound	1.99-3.99	811	2.89		2.77-3.49	2,359	3.04		0.98-3.88	937	2.99	
Beans Round Green Type	per pound	1.49	260	1.49		1.00-1.79	177	1.40	38	0.99-1.99	45	1.46	
Broccoli	per pound									0.98-0.99	15	0.98	
Broccoli	per bunch	1.50	49	1.50		2.99-3.00	1,423	2.99		2.25-2.99	100	2.92	
Broccoli Crown Cut	per pound	1.49-2.99	667	1.73	1	0.99-1.99	460	1.74	15	0.99-1.99	306	1.87	
Brussels Sprouts	per pound	2.99	8	2.99		2.77	188	2.77					
Beets	per bunch	2.49	8	2.49	100								
Beets	per pound					0.50	34	0.50					
Cabbage Red Type	per pound									0.79	1	0.79	
Cabbage Round Green Type	per pound	0.49-0.89	305	0.82	21	0.58-0.69	226	0.62		0.49-0.89	46	0.76	37
Carrots	per pound	0.59	2	0.59									

Wtd Avg - Simple weighted average



Commodity Variety	Unit	NORTHEAST U.S.				SOUTHEAST U.S.				MIDWEST U.S.			
		Price Range	Stores with Ads	Wtd Avg Price	% Marked Local	Price Range	Stores with Ads	Wtd Avg Price	% Marked Local	Price Range	Stores with Ads	Wtd Avg Price	% Marked Local
Carrots	1 lb bag									0.99	8	0.99	
Carrots	2 lb bag	1.67-1.89	51	1.86						2.56-2.79	11	2.58	
Carrots Baby Peeled	1 lb bag	1.25-2.00	498	1.93		1.50-1.69	311	1.67		0.99-1.50	103	1.22	
Carrots Baby Peeled	2 lb bag					2.49	78	2.49		2.49-2.99	136	2.55	
Cauliflower	each	2.00-3.50	616	3.30		2.99-3.49	245	3.15		1.49-3.77	429	2.70	
Cauliflower	per pound									0.98-1.49	169	1.43	
Celery	each	1.25-2.00	242	1.91		1.29	34	1.29		1.29	12	1.29	
Celery Hearts	each	2.99	8	2.99		2.49	78	2.49					
Cilantro	per bunch	0.69-0.99	258	0.83	28	0.34-0.69	54	0.37		0.33-0.43	13	0.38	
Corn-Sweet	each	0.39-1.25	1,276	0.53		0.25-0.69	1,694	0.45		0.30-0.75	771	0.55	
Cucumbers	each	0.50-0.79	387	0.66		0.33-1.00	1,350	0.56		0.49-1.50	487	0.83	6
Cucumbers	per pound	1.88	2	1.88									
Cucumbers Long Seedless-Greenhouse	each	0.99-2.00	677	1.52		1.67	1,355	1.67		0.69-2.50	689	1.08	
Eggplant	per pound	0.99-1.99	794	1.31		0.98-1.79	72	1.02	94	0.99	51	0.99	
Eggplant	each	1.49	81	1.49									
Garlic	per sleeve	1.50-1.67	78	1.56						0.99-1.50	21	1.21	
Greens Collard	per bunch									1.29	9	1.29	
Greens Collard	per pound	0.99	9	0.99	100								
Greens Collard	1 lb bag					3.00	453	3.00					
Greens Kale	per pound	0.99	9	0.99	100								
Greens Mustard	per bunch									1.29	9	1.29	
Greens Turnip Tops	per bunch									1.29	9	1.29	
Lettuce, Iceberg	each	1.49-1.99	194	1.65		1.49-1.69	1,147	1.69		0.99-1.79	539	1.65	
Lettuce, Iceberg	per pound					1.29	26	1.29					
Lettuce, Other Boston	each	1.99	16	1.99	100					0.99	13	0.99	100
Lettuce, Other Green Leaf	each	1.50-1.79	51	1.74	16	1.28-1.67	25	1.39		1.49	8	1.49	
Lettuce, Other Green Leaf	per pound	1.49-1.99	590	1.55									
Lettuce, Other Red Leaf	each	1.50-1.79	51	1.74	16	1.67	7	1.67		1.49	8	1.49	
Lettuce, Other Red Leaf	per pound	1.49-1.99	590	1.55									
Lettuce, Romaine	each	1.49-1.67	31	1.52	19	1.28	18	1.28		1.49	8	1.49	
Lettuce, Romaine	per pound	1.49-2.49	615	1.59						1.49	18	1.49	
Lettuce, Romaine	3 count	1.99-3.99	550	3.70		2.50-3.99	295	3.07		2.49-	54	3.19	

Wtd Avg - Simple weighted average



Commodity Variety	Unit	NORTHEAST U.S.				SOUTHEAST U.S.				MIDWEST U.S.			
		Price Range	Stores with Ads	Wtd Avg Price	% Marked Local	Price Range	Stores with Ads	Wtd Avg Price	% Marked Local	Price Range	Stores with Ads	Wtd Avg Price	% Marked Local
Hearts	package									3.50			
Mushrooms Portobella	per pound	2.99-3.49	274	3.48									
Mushrooms Portobella	8 oz package	1.67-2.00	144	1.98									
Mushrooms Portobella	6 oz package	2.99-3.49	418	3.49						3.50-3.99	22	3.77	
Mushrooms White	per pound	2.99-3.49	310	3.42									
Mushrooms White	8 oz package	1.50-2.00	319	1.88		1.79-2.00	604	1.99		1.50-2.50	365	2.13	
Onions Green	per bunch	0.40-0.79	150	0.66		0.50	2	0.50		0.50-1.50	58	0.79	
Peppers, Bell Type Green	per pound	0.99-1.99	350	1.71		0.50-1.48	77	0.84		0.79-2.59	90	1.28	
Peppers, Bell Type Green	each	0.79-1.00	144	0.85		0.33-1.00	341	0.87		0.67-1.33	757	0.88	
Peppers, Bell Type Orange	per pound	2.69-3.99	385	3.01						2.49-2.99	33	2.75	
Peppers, Bell Type Orange	each	1.99-2.00	435	1.99		1.50-2.00	584	1.67		0.99-2.00	680	1.13	
Peppers, Bell Type Orange-Greenhouse	per pound	2.99	8	2.99									
Peppers, Bell Type Orange-Greenhouse	each					1.67	78	1.67					
Peppers, Bell Type Red	per pound	1.49-3.99	542	2.77						1.99-2.99	45	2.55	
Peppers, Bell Type Red	each	2.00-2.49	435	2.47		1.50-2.00	584	1.67		0.99-2.00	872	1.21	
Peppers, Bell Type Red-Greenhouse	per pound	2.99	8	2.99									
Peppers, Bell Type Red-Greenhouse	each					1.67	78	1.67					
Peppers, Bell Type Yellow	per pound	2.49-3.99	448	2.94						2.49-2.99	33	2.75	
Peppers, Bell Type Yellow	each	1.99-2.00	435	1.99		1.50-2.00	584	1.67		0.99-2.00	872	1.21	
Peppers, Bell Type Yellow-Greenhouse	per pound	2.99	8	2.99									
Peppers, Bell Type Yellow-Greenhouse	each					1.67	78	1.67					
Peppers, Other Jalapeno	per pound	0.99-1.99	34	1.23						0.99-1.00	41	0.99	
Peppers, Other Mixed Mini Sweet Types	1 lb package	2.50-3.00	129	2.98		3.49	2	3.49		1.79-3.99	257	3.12	
Peppers, Other Serrano	per pound									0.79-0.99	14	0.88	
Radishes	per bunch	0.99-1.99	282	1.59	32					0.99	13	0.99	100
Radishes	1 lb bag									1.48-2.50	152	1.68	80
Salad Mixed Types	10 - 12 oz package	1.50-4.29	511	2.58		1.39-3.50	218	2.39		1.50-3.99	253	2.02	
Salad Mixed Types	5 - 9 oz package	1.50-3.99	433	2.69		2.00-3.50	104	2.45		1.50-3.33	385	2.32	
Spinach	per bunch	1.69	80	1.69						0.99-1.69	248	1.65	
Spinach Flat, Baby Type	10 oz package	4.99	175	4.99						2.50-3.99	34	3.51	
Spinach Flat, Baby Type	8 oz package	1.50-2.99	164	1.72						1.99-2.50	52	2.25	
Spinach Flat, Baby Type	9 oz package									2.50	11	2.50	
Spinach	5 - 6 oz	3.50-3.99	113	3.95		2.00-3.49	48	2.43		2.99	12	2.99	

Wtd Avg - Simple weighted average



Commodity Variety	Unit	NORTHEAST U.S.				SOUTHEAST U.S.				MIDWEST U.S.			
		Price Range	Stores with Ads	Wtd Avg Price	% Marked Local	Price Range	Stores with Ads	Wtd Avg Price	% Marked Local	Price Range	Stores with Ads	Wtd Avg Price	% Marked Local
Flat, Baby Type	package												
Squash Acorn	per pound	0.49-1.29	17	0.87		1.49	220	1.49					
Squash Butternut	per pound	1.29	8	1.29		1.49	220	1.49					
Squash Grey	per pound									0.79-0.99	21	0.93	
Squash Spaghetti	per pound	1.29	8	1.29		1.49	220	1.49					
Squash Yellow Crookneck/Straightneck	per pound	0.99-1.69	1,383	1.45	2	0.97-1.99	648	1.44	12	0.99-1.79	444	1.18	4
Squash Zucchini	per pound	0.99-1.99	1,436	1.45	3	0.97-1.99	648	1.44	12	0.89-1.79	685	1.27	2
Sweet Potatoes	per pound	0.69-1.29	307	1.19		0.79-0.99	503	0.98		0.79	12	0.79	
Tomatoes	per pound	0.89-2.49	344	1.83		0.98-2.99	195	1.80	35	0.79-1.99	257	1.63	
Tomatoes Vine Ripe - Heirloom Varieties-Greenhouse	per pound	3.49-5.99	125	4.07		3.99	119	3.99		0.79-3.99	34	3.11	
Tomatoes Vine Ripes	per pound	0.99-2.98	755	1.98		0.98-2.49	99	1.36	11	0.99-3.49	685	2.03	1
Tomatoes Vine Ripes-Greenhouse	per pound	1.49-1.99	99	1.63		1.58	42	1.58		3.49	23	3.49	
Tomatoes Vine Ripes, On The Vine-Greenhouse	per pound	1.29-1.99	549	1.74		1.49-1.99	2,180	1.93		1.49-3.48	445	1.77	2
Tomatoes, Grape Type	1 pint package	1.50-3.99	662	2.24		2.00-3.00	111	2.80		0.99-3.50	231	2.73	35
Tomatoes, Grape Type	10 oz package	2.50	574	2.50						1.29-2.79	256	1.69	
Tomatoes, Plum Type Roma	per pound	0.99-1.99	167	1.43		0.88-1.68	105	1.01		0.66-2.49	305	1.34	
Tomatillos	per pound	0.99	26	0.99						0.68-2.39	63	1.08	
<b>VEGETABLES - ORGANIC</b>													
Asparagus Green	per pound	3.49	30	3.49									
Broccoli	per bunch	2.99-3.99	66	3.50						1.49	3	1.49	
Broccoli Crown Cut	per pound	1.99-2.99	198	2.03									
Carrots	per pound									1.39	11	1.39	
Carrots	1 lb bag	0.99-1.50	421	1.00									
Carrots	per bunch	2.99	7	2.99									
Carrots Baby Peeled	1 lb bag	2.00-2.50	559	2.27		1.33-2.00	706	1.69		1.79-1.99	176	1.86	
Cauliflower	each									3.99	11	3.99	
Celery	each	3.49	7	3.49									
Celery Hearts	each	3.99	7	3.99		2.50	220	2.50					
Cilantro	per bunch	1.99-2.00	422	1.99									
Cucumbers	per pound									0.69	7	0.69	

Wtd Avg - Simple weighted average



Commodity Variety	Unit	NORTHEAST U.S.				SOUTHEAST U.S.				MIDWEST U.S.			
		Price Range	Stores with Ads	Wtd Avg Price	% Marked Local	Price Range	Stores with Ads	Wtd Avg Price	% Marked Local	Price Range	Stores with Ads	Wtd Avg Price	% Marked Local
Cucumbers Long Seedless-Greenhouse	each	3.00	10	3.00						2.00	13	2.00	
Greens Kale	per bunch	1.99-2.29	12	2.12						1.50	12	1.50	
Lettuce, Iceberg	each					2.50	1,135	2.50		1.99	19	1.99	
Lettuce, Other Green Leaf	each	2.29	5	2.29						1.98	11	1.98	
Lettuce, Other Red Leaf	each									1.98	11	1.98	
Lettuce, Romaine Hearts	3 count package	3.99	216	3.99		3.99-4.00	531	4.00		3.99	20	3.99	
Mushrooms Portobella	6 oz package	3.99	56	3.99									
Mushrooms White	8 oz package									2.48-2.50	264	2.49	
Onions Green	per bunch	0.99-1.25	96	1.00		0.99	2	0.99					
Radishes	per bunch	2.00	7	2.00									
Salad Mixed Types	1 lb bag	6.99	267	6.99									
Salad Mixed Types	10 - 12 oz package									4.99-5.95	73	5.38	
Salad Mixed Types	5 - 9 oz package	2.99-3.99	661	3.34		3.50-3.99	476	3.57		3.00-4.99	92	3.79	
Spinach Flat, Baby Type	10 oz package									4.99	43	4.99	
Spinach Flat, Baby Type	9 oz package	3.99	16	3.99									
Spinach Flat, Baby Type	5 - 6 oz package	2.89-3.99	434	3.10		2.89-3.50	579	3.12		2.89-3.50	653	2.90	
Squash Yellow Crookneck/Straightneck	per pound					2.29	26	2.29					
Squash Zucchini	per pound	2.49	33	2.49		2.29	26	2.29		1.29	6	1.29	
Sweet Potatoes	per pound	1.99	52	1.99									
Tomatoes	per pound	2.99	33	2.99						2.59	11	2.59	
Tomatoes Vine Ripes, On The Vine-Greenhouse	per pound	1.99	5	1.99									
Tomatoes, Grape Type	1 pint package	2.99-3.99	432	3.18						1.25-3.49	24	2.24	
Tomatoes, Grape Type	10 oz package	3.49	340	3.49		3.29	359	3.29		2.50	38	2.50	
<b>OTHER SPECIALTY CROPS ITEMS</b>													
Hemp Protein	16 oz package					19.99	31	19.99					
Hemp Seeds-Shellled	8 oz package	8.19-8.79	110	8.46		8.19-8.49	57	8.35					
Hemp Seeds-Shellled	16 oz package	13.79-14.49	70	14.19		15.79	26	15.79					
<b>OTHER SPECIALTY CROPS ITEMS - ORGANIC</b>													
Hemp Protein	16 oz package					19.99	26	19.99					

Wtd Avg - Simple weighted average



Commodity Variety	Unit	NORTHEAST U.S.				SOUTHEAST U.S.				MIDWEST U.S.			
		Price Range	Stores with Ads	Wtd Avg Price	% Marked Local	Price Range	Stores with Ads	Wtd Avg Price	% Marked Local	Price Range	Stores with Ads	Wtd Avg Price	% Marked Local
Hemp Seeds-Shelled	7 oz package	8.39-9.59	110	8.83		8.39-11.99	57	10.35					
Hemp Seeds-Shelled	12 oz package	12.79-13.49	110	13.04		12.79-14.99	57	13.99					
Hemp Seeds-Shelled	16 oz package					13.59	31	13.59					
<b>SEASONAL ITEMS</b>													
Chayote	each	0.60-0.67	65	0.64									
Rose, Hybrid Tea	bunched 12s	9.99-15.99	356	11.93		9.99	109	9.99		9.99-12.99	19	11.25	

Commodity Variety	Unit	SOUTH CENTRAL U.S.				SOUTHWEST U.S.				NORTHWEST U.S.			
		Price Range	Stores with Ads	Wtd Avg Price	% Marked Local	Price Range	Stores with Ads	Wtd Avg Price	% Marked Local	Price Range	Stores with Ads	Wtd Avg Price	% Marked Local
<b>FRUITS</b>													
Apples Fuji	per pound	1.49	25	1.49		0.50-1.99	48	1.66		0.78-1.89	177	1.06	5
Apples Fuji	3 lb bag	3.99	292	3.99		2.99-3.99	359	3.96		4.79	71	4.79	
Apples Gala	3 lb bag	2.99	108	2.99		2.99	9	2.99					
Apples Granny Smith	per pound	0.99-1.29	227	1.05		0.50-0.99	369	0.95					
Apples Granny Smith	3 lb bag					2.99	9	2.99					
Apples Honeycrisp	per pound	1.99-2.99	356	2.71		2.79	50	2.79		1.99-2.79	28	2.53	32
Apples Pink Lady/Cripps Pink	per pound					1.19	8	1.19		1.49	10	1.49	
Apples Red Delicious	per pound	0.99-1.49	265	1.10		0.89-0.99	21	0.94					
Apples Red Delicious	3 lb bag	3.99	10	3.99		2.99	9	2.99					
Apples, Processed Juice	64 oz (1/2 gallon)	2.49-2.69	152	2.54		1.29-2.99	590	1.84		1.29-3.49	334	2.01	
Apples, Processed Juice Marked Cider	64 oz (1/2 gallon)	1.79-2.50	221	2.07		1.99-5.29	69	4.25	67	2.50	5	2.50	
Apricots	per pound	2.99	25	2.99						3.48	6	3.48	
Avocados Hass	each	0.88-2.99	625	1.72		0.50-2.50	1,085	1.70		0.98-2.50	134	1.53	
Bananas	per pound	0.48-0.49	85	0.48		0.39-0.50	133	0.45					
Blueberries	6 oz package					2.00	264	2.00		1.99	5	1.99	
Blueberries	1 pint package	1.89-3.98	978	2.46		2.49-3.50	463	2.74		2.49-3.99	97	2.72	
Blueberries	18 oz package	3.99-4.99	73	4.13		6.99	17	6.99					
Cantaloups	each	1.50-4.79	929	2.41		0.97-3.99	261	1.45		4.99	206	4.99	

Wtd Avg - Simple weighted average



Commodity Variety	Unit	SOUTH CENTRAL U.S.				SOUTHWEST U.S.				NORTHWEST U.S.			
		Price Range	Stores with Ads	Wtd Avg Price	% Marked Local	Price Range	Stores with Ads	Wtd Avg Price	% Marked Local	Price Range	Stores with Ads	Wtd Avg Price	% Marked Local
Cantaloups	per pound	0.98	325	0.98		0.25-0.99	243	0.53		0.48-0.99	46	0.69	
Cherries Rainier	per pound					6.99	546	6.99		6.99	15	6.99	
Cherries Red Varieties	per pound	2.99-5.99	357	4.77		3.99-7.99	1,703	5.45		3.99-6.99	289	5.34	29
Fruit, Other Cactus Pears	each					0.33	30	0.33					
Grapefruit Red	each	0.99	56	0.99						0.99	5	0.99	
Grapefruit Red	per pound					0.50-0.99	12	0.79					
Grapes Black Seedless	per pound	0.99-2.69	620	1.51		0.79-3.49	988	2.09	42	0.98-2.99	242	1.17	
Grapes Red Seedless	per pound	0.97-2.49	1,054	1.46		0.87-3.49	2,400	2.21	24	0.98-2.99	333	1.38	
Grapes White Seedless Type	per pound	0.99-2.49	935	1.48		0.87-3.49	2,238	2.17	18	0.99-2.99	156	1.67	
Honeydews	each	3.99	45	3.99						4.99	206	4.99	
Honeydews	per pound	0.99	99	0.99		0.98	16	0.98		0.99-1.38	11	1.20	
Kiwifruit Hayward	each					0.45	54	0.45					
Kiwifruit Hayward	1 lb bag					3.99-4.99	29	4.02					
Lemons	each	0.25-0.34	190	0.27		0.25-0.99	286	0.94		0.50-0.59	69	0.56	
Lemons	per pound					0.79	10	0.79					
Lemons	2 lb bag	3.99	47	3.99		2.99	9	2.99					
Limes	each	0.05-0.34	295	0.24		0.17-0.99	673	0.57		0.33	18	0.33	
Limes	per pound					0.33-0.89	164	0.69					
Mangoes	each	0.33-2.50	1,205	0.78		0.20-2.50	1,515	0.75		1.25-2.00	201	1.82	
Misc Berries Blackberries	5.6 - 6 oz package	0.99-2.99	676	2.03	1	2.00-3.99	544	2.49		2.00-3.99	32	2.56	
Nectarines Various White Flesh Varieties	per pound	0.97-3.99	450	2.78		0.89-2.99	566	1.89	5	1.99-3.98	350	2.65	
Nectarines Various Yellow Flesh Varieties	per pound	0.97-3.99	542	2.11		0.89-2.99	1,124	1.87	15	1.99-2.99	446	2.70	
Oranges Navel	each	0.25-1.25	162	0.70									
Oranges Navel	per pound	0.99-1.88	189	1.04		0.50	7	0.50					
Oranges Navel	3 lb bag	5.99	49	5.99									
Oranges Valencia	per pound					0.99	37	0.99					
Papaya Maradol/Tainung Types	per pound	0.89-1.49	481	1.03		0.50-1.29	390	0.84					
Papaya Maradol/Tainung Types	each	0.99-1.79	28	1.48									
Papaya Solo Type	each	3.89	45	3.89									
Peaches Various White Flesh Varieties	per pound	0.97-3.99	520	2.77		0.79-2.99	753	2.07	57	1.99-2.99	327	2.62	
Peaches	per pound	0.85-3.49	1,264	1.59		0.69-2.99	1,040	2.00	25	1.99-	359	2.63	

Wtd Avg - Simple weighted average



Commodity Variety	Unit	SOUTH CENTRAL U.S.				SOUTHWEST U.S.				NORTHWEST U.S.			
		Price Range	Stores with Ads	Wtd Avg Price	% Marked Local	Price Range	Stores with Ads	Wtd Avg Price	% Marked Local	Price Range	Stores with Ads	Wtd Avg Price	% Marked Local
Various Yellow Flesh Varieties										2.99			
Pears D'Anjou	per pound	1.49	8	1.49									
Pineapples	each	1.79-3.99	525	2.97		2.50-4.99	362	3.34		2.79-2.99	24	2.83	
Pineapples	per pound	0.69	68	0.69		0.39-0.99	344	0.59		0.99	5	0.99	
Plums	per pound	1.50-2.99	235	2.26		0.99-1.99	44	1.83		1.49-1.99	53	1.83	
Plums Interspecific Type	per pound	1.99-3.49	230	3.25									
Prunes	per pound					3.49	7	3.49					
Raspberries Red	6 oz package	1.99-2.50	313	2.40		2.00-3.99	542	2.48		2.00-3.99	74	2.65	
Strawberries	1 lb package	1.99-3.00	464	2.70		1.50-4.99	1,346	3.18	50	2.00-3.99	59	2.91	
Strawberries	2 lb package	1.99-4.99	656	3.91		1.97-2.49	225	2.21		3.98-4.99	215	4.41	
Tangerines	3 lb bag	3.99	69	3.99									
Watermelons Red Flesh Seedless Miniature	each	1.98-2.99	210	2.43		2.49-3.99	498	3.30		2.99-3.99	48	3.24	
Watermelons Red Flesh Seedless Type	each	2.50-6.99	372	4.57		1.99-6.99	428	3.67		2.99-5.98	151	4.00	
Watermelons Red Flesh Seedless Type	per pound					0.19-0.79	633	0.46		0.28-0.79	47	0.40	
<b>FRUITS - ORGANIC</b>													
Apples Fuji	2 lb bag	3.99	292	3.99		3.99	350	3.99		4.79	71	4.79	
Apples Granny Smith	per pound					1.99	50	1.99					
Apples Honeycrisp	per pound	2.98-2.99	45	2.98						2.99	1	2.99	
Apples Pink Lady/Cripps Pink	per pound					2.88	4	2.88					
Apples, Processed Juice	64 oz (1/2 gallon)					2.99	171	2.99					
Avocados Hass	each	0.99	82	0.99		0.99-2.99	43	1.70		0.99-1.50	83	1.38	
Blueberries	6 oz package	2.50	132	2.50		3.99	546	3.99		2.99-4.99	65	4.96	
Blueberries	1 pint package									4.99	21	4.99	
Cantaloups	each					4.99	8	4.99					
Cantaloups	per pound									0.99	1	0.99	
Grapes Black Seedless	per pound	1.99-2.99	219	2.31		2.99	103	2.99		1.99-3.99	117	2.70	
Grapes Red Seedless	per pound	1.99-3.00	595	2.71		2.77-3.99	774	3.63	33	1.99-3.99	136	2.71	
Grapes White Seedless Type	per pound	1.99-3.00	584	2.70		2.77-3.99	774	3.63	33	1.99-3.99	136	2.71	
Kiwifruit Hayward	1 lb bag	4.49	69	4.49						4.49	64	4.49	
Lemons	each					0.69-0.77	95	0.70		0.69-1.00	163	0.97	
Lemons	per pound					0.69	69	0.69					

Wtd Avg - Simple weighted average





Commodity Variety	Unit	SOUTH CENTRAL U.S.				SOUTHWEST U.S.				NORTHWEST U.S.			
		Price Range	Stores with Ads	Wtd Avg Price	% Marked Local	Price Range	Stores with Ads	Wtd Avg Price	% Marked Local	Price Range	Stores with Ads	Wtd Avg Price	% Marked Local
Lemons	2 lb bag					4.99	1	4.99					
Limes	each					0.88	4	0.88					
Mangoes	each	1.50-2.50	413	1.94		1.50-3.00	586	2.42		1.50-2.50	103	1.84	
Misc Berries Blackberries	5.6 - 6 oz package	2.50-3.99	414	3.39		3.33-3.50	245	3.43		4.99	206	4.99	
Nectarines Various White Flesh Varieties	per pound	2.99-3.29	76	3.27		3.29	103	3.29		3.29-3.99	34	3.60	
Nectarines Various Yellow Flesh Varieties	per pound	3.99	178	3.99		2.99-3.49	522	3.49	49	3.99	15	3.99	
Oranges Navel	per pound					1.89	152	1.89					
Oranges Valencia	4 lb bag					5.99	9	5.99					
Peaches Various White Flesh Varieties	per pound	2.99-3.99	101	3.45		3.29	103	3.29		3.29-3.99	45	3.69	
Peaches Various Yellow Flesh Varieties	per pound	2.99-3.99	340	3.98		2.99-3.49	522	3.49	49	3.99	26	3.99	
Pineapples	each	3.29	71	3.29		2.99-3.29	47	3.28					
Raspberries Red	6 oz package	2.50-3.50	236	2.93		3.50	146	3.50		4.99	206	4.99	
Strawberries	1 lb package	2.50-3.99	438	3.45		2.50-4.99	767	3.75		2.99-33.98	326	5.08	
Strawberries	2 lb package	2.50-5.99	84	4.99						2.49-7.98	26	4.81	
Watermelons Red Flesh Seedless Miniature	each	4.99	45	4.99									
Watermelons Red Flesh Seedless Type	per pound					0.69	12	0.69		0.59-0.89	20	0.76	
<b>ONIONS AND POTATOES</b>													
Onions, Dry Red	per pound	1.28-1.49	148	1.37		1.48-1.49	12	1.48		0.88-1.48	26	1.30	
Onions, Dry Red	2 lb bag	3.99	32	3.99									
Onions, Dry White	per pound	0.45-0.99	495	0.76		0.49-0.89	154	0.66		0.88	8	0.88	
Onions, Dry White	2 lb bag					1.99	96	1.99					
Onions, Dry Yellow	per pound	0.59-0.99	221	0.94		0.59-0.99	335	0.93		1.49	206	1.49	
Onions, Dry Yellow	3 lb bag	1.99-2.99	46	2.16									
Onions, Dry Yellow Marked Sweet	per pound	0.79-1.49	412	1.12		0.99-1.59	178	1.07		0.98-1.99	115	1.40	21
Onions, Dry Yellow Marked Sweet	3 lb bag	2.99-3.77	49	3.64									
Potatoes Round Red	per pound	0.99	172	0.99		0.79-0.99	180	0.85					
Potatoes Round White	per pound	1.50	11	1.50		0.59-0.99	42	0.94					
Potatoes Russet	per pound	0.78-0.99	139	0.83		0.79-1.49	30	1.03		0.79-0.99	16	0.90	100

Wtd Avg - Simple weighted average



Commodity Variety	Unit	SOUTH CENTRAL U.S.				SOUTHWEST U.S.				NORTHWEST U.S.			
		Price Range	Stores with Ads	Wtd Avg Price	% Marked Local	Price Range	Stores with Ads	Wtd Avg Price	% Marked Local	Price Range	Stores with Ads	Wtd Avg Price	% Marked Local
Potatoes Russet	5 lb bag	1.99-2.98	145	2.43		2.29-2.99	454	2.68		1.78-2.99	38	2.50	
Potatoes Russet	10 lb bag	3.99	20	3.99		2.99	56	2.99					
Potatoes Russet	8 lb bag					2.49	10	2.49					
Potatoes Yellow Type	per pound					0.88	47	0.88					
<b>ONIONS AND POTATOES - ORGANIC</b>													
Onions, Dry Yellow	per pound	1.45	82	1.45		1.45-1.77	22	1.51		1.45	19	1.45	
Onions, Dry Yellow Marked Sweet	3 lb bag									3.98	17	3.98	
Potatoes Russet	per pound	1.49	82	1.49		1.49	18	1.49		1.49	19	1.49	
Potatoes Yellow Type	per pound					1.99	4	1.99					
<b>VEGETABLES</b>													
Artichokes	each	2.50	148	2.50		2.99-3.00	581	2.99		2.50	2	2.50	
Asparagus Green	per pound	1.29-3.99	822	2.34		2.49-3.99	537	3.00		2.49-3.99	100	3.64	
Bok Choy	per pound					0.50	6	0.50					
Beans Round Green Type	per pound	1.49-1.69	79	1.52		0.89-1.29	57	1.00					
Broccoli	per pound					0.69-1.49	66	0.75		1.49	5	1.49	
Broccoli	per bunch	1.49-2.49	29	2.10		2.00	8	2.00					
Broccoli Crown Cut	per pound	0.99-2.29	246	1.14		0.99-1.99	717	1.47	36				
Brussels Sprouts	per pound	2.49	196	2.49		2.49	377	2.49		2.49-2.99	40	2.78	
Cabbage Round Green Type	per pound	0.57-0.69	136	0.61	8	0.99	10	0.99		0.99	40	0.99	
Carrots	per pound	0.50	68	0.50		0.39-0.50	20	0.43					
Carrots	1 lb bag					0.50	10	0.50					
Carrots	2 lb bag	2.00	11	2.00		0.99	18	0.99					
Carrots	per bunch					0.50	96	0.50					
Carrots Baby Peeled	1 lb bag	0.99-1.50	347	1.11		0.79-1.79	319	1.02		1.00	146	1.00	
Carrots Baby Peeled	2 lb bag	2.50	18	2.50		2.00	1	2.00		1.67-2.89	65	2.67	
Cauliflower	each	2.50-2.99	190	2.53		1.25-3.00	305	2.53					
Cauliflower	per pound	1.49	6	1.49		0.69-1.79	420	1.48	61	1.00-1.59	187	1.13	
Celery	each	1.49	40	1.49		0.50-0.89	145	0.77		2.29	23	2.29	
Cilantro	per bunch	0.32-0.33	134	0.33		0.33-0.99	297	0.66					
Corn-Sweet	each	0.25-1.24	877	0.52		0.25-0.67	1,055	0.59	25	0.60-0.80	37	0.66	
Cucumbers	each	0.33-0.79	470	0.54	16	0.25-0.99	464	0.46		0.99-1.50	27	1.33	

Wtd Avg - Simple weighted average



Commodity Variety	Unit	SOUTH CENTRAL U.S.				SOUTHWEST U.S.				NORTHWEST U.S.			
		Price Range	Stores with Ads	Wtd Avg Price	% Marked Local	Price Range	Stores with Ads	Wtd Avg Price	% Marked Local	Price Range	Stores with Ads	Wtd Avg Price	% Marked Local
Cucumbers	per pound					0.79	96	0.79					
Cucumbers Long Seedless-Greenhouse	each	0.69-1.50	254	1.10		0.88-1.99	85	1.12		1.48-1.50	229	1.50	3
Eggplant	per pound					0.89	10	0.89					
Eggplant	each	2.50	178	2.50									
Garlic	per sleeve	1.49	85	1.49		0.99-1.67	148	1.27					
Greens Collard	per bunch	1.69	16	1.69		0.50	6	0.50					
Greens Collard	1 lb bag	2.50	49	2.50									
Greens Kale	per bunch	1.29	11	1.29	100	0.50-0.99	43	0.92					
Greens Mustard	per bunch	1.69	8	1.69									
Greens Turnip Tops	per bunch	1.69	8	1.69									
Lettuce, Iceberg	each	0.99-1.89	419	1.24		0.50-1.50	246	1.02					
Lettuce, Other Green Leaf	each	1.49-1.50	38	1.49	84	0.98-2.19	72	1.24		0.98-1.78	222	1.09	3
Lettuce, Other Red Leaf	each	1.49-1.50	38	1.49	84	0.98-2.19	72	1.24		0.98-1.78	222	1.09	3
Lettuce, Romaine	each	1.49-1.50	38	1.49	84	0.98-2.19	72	1.24		0.98-1.89	239	1.22	
Lettuce, Romaine Hearts	3 count package	2.50-3.99	277	3.46		1.50-3.99	235	2.29		3.49	17	3.49	
Mushrooms Portobella	per pound	3.98	87	3.98									
Mushrooms Portobella	8 oz package	2.50	6	2.50									
Mushrooms White	8 oz package	1.79-2.49	319	2.00	20	1.99	54	1.99		2.49	20	2.49	
Mushrooms White	6 oz package									2.79	23	2.79	
Onions Green	per bunch	0.25-0.50	73	0.48		0.20-0.89	235	0.67		0.58-0.80	26	0.71	
Peppers, Bell Type Green	per pound					0.79-0.99	17	0.91					
Peppers, Bell Type Green	each	0.34-1.50	262	0.63	21	0.44-0.99	315	0.91		1.25	3	1.25	
Peppers, Bell Type Orange	per pound					0.99	10	0.99					
Peppers, Bell Type Orange	each	0.99-2.00	521	1.27		0.44-1.25	462	1.12		0.89-1.50	499	1.20	
Peppers, Bell Type Orange-Greenhouse	each									0.98-1.50	30	1.17	
Peppers, Bell Type Red	per pound					0.99	10	0.99		2.99	12	2.99	
Peppers, Bell Type Red	each	0.99-2.00	642	1.25		0.44-1.25	1,137	1.04		0.89-1.50	520	1.19	
Peppers, Bell Type Red-Greenhouse	each									0.98-1.50	30	1.17	
Peppers, Bell Type Yellow	per pound					0.99	10	0.99					
Peppers, Bell Type Yellow	each	0.99-2.00	569	1.27		0.44-1.25	462	1.12		0.89-1.50	541	1.21	
Peppers, Bell Type Yellow-Greenhouse	each									0.98-1.50	30	1.17	
Peppers, Other Jalapeno	per pound	0.79-1.29	306	0.96		0.50-1.99	266	0.90		0.99	33	0.99	
Peppers, Other	1 lb					2.98	11	2.98					

Wtd Avg - Simple weighted average



Commodity Variety	Unit	SOUTH CENTRAL U.S.				SOUTHWEST U.S.				NORTHWEST U.S.			
		Price Range	Stores with Ads	Wtd Avg Price	% Marked Local	Price Range	Stores with Ads	Wtd Avg Price	% Marked Local	Price Range	Stores with Ads	Wtd Avg Price	% Marked Local
Mixed Mini Sweet Types	package												
Peppers, Other Serrano	per pound	0.89-0.98	72	0.91		0.88-1.19	68	0.94					
Radishes	per bunch					0.33-0.89	189	0.78		0.58-0.80	26	0.71	
Salad Mixed Types	10 - 12 oz package	0.99-3.29	552	2.30		2.50-3.99	70	3.57		0.68-2.99	105	1.70	
Salad Mixed Types	5 - 9 oz package	2.50-3.29	259	2.95		2.50-2.99	20	2.52		2.50-2.99	33	2.72	
Spinach	per bunch					0.99	55	0.99		1.48	17	1.48	100
Spinach Flat, Baby Type	10 oz package					3.99	50	3.99					
Spinach Flat, Baby Type	5 - 6 oz package									3.34	146	3.34	
Squash Acorn	per pound									1.00	146	1.00	
Squash Butternut	per pound									1.00	146	1.00	
Squash Grey	per pound	0.59-0.99	257	0.91		0.50-0.99	54	0.68					
Squash Spaghetti	per pound									1.00	146	1.00	
Squash Yellow Crookneck/Straightneck	per pound	0.99-1.49	230	1.33	15	1.49	717	1.49		1.49	9	1.49	
Squash Zucchini	per pound	0.77-1.49	418	1.14	8	0.50-1.49	765	1.43		1.49-1.68	15	1.57	40
Sweet Potatoes	per pound	0.50-1.28	329	0.92		0.59	5	0.59					
Tomatoes	per pound	0.99-1.78	161	1.64	68	2.79	15	2.79		0.89	121	0.89	
Tomatoes Vine Ripe - Heirloom Varieties-Greenhouse	per pound	3.99	8	3.99						3.98	3	3.98	
Tomatoes Vine Ripes	per pound	1.49	19	1.49	100	1.49	36	1.49					
Tomatoes Vine Ripes, On The Vine-Greenhouse	per pound	0.98-1.99	1,004	1.60	9	0.69-3.99	885	2.23	3	0.89-2.49	404	1.84	
Tomatoes, Grape Type	1 pint package	2.00-2.49	16	2.31		1.50-2.00	12	1.54		1.50-3.98	49	2.40	
Tomatoes, Grape Type	10 oz package	1.25-2.59	450	1.91		1.99-2.99	732	2.47					
Tomatoes, Plum Type Roma	per pound	0.69-1.29	337	0.97		0.79-1.99	498	1.23		1.00-1.58	225	1.14	
Tomatillos	per pound	0.59-2.39	601	0.98		0.33-1.79	707	0.81		0.99	18	0.99	
Vegetables Other Cactus Leaf (Nopales)	per pound	0.59-0.69	155	0.60									

**VEGETABLES - ORGANIC**

Artichokes	each									3.00	121	3.00	
Beans Round Green Type	per pound									2.99	21	2.99	
Broccoli	per pound					1.50	12	1.50		2.49	206	2.49	
Broccoli	per bunch					2.99	9	2.99					
Carrots	per pound	1.39	82	1.39		1.39	18	1.39		1.39	19	1.39	
Carrots	per bunch					0.99	171	0.99		2.00-	21	2.57	

Wtd Avg - Simple weighted average



Commodity Variety	Unit	SOUTH CENTRAL U.S.				SOUTHWEST U.S.				NORTHWEST U.S.			
		Price Range	Stores with Ads	Wtd Avg Price	% Marked Local	Price Range	Stores with Ads	Wtd Avg Price	% Marked Local	Price Range	Stores with Ads	Wtd Avg Price	% Marked Local
										2.99			
Carrots Baby Peeled	1 lb bag	1.50-1.99	163	1.59		1.50	146	1.50					
Cauliflower	per pound									1.89-2.49	246	2.39	
Celery	each					0.99-1.29	58	1.06					
Celery	per pound									1.00-1.49	186	1.11	
Celery Hearts	each	3.49	16	3.49									
Cilantro	per bunch					1.29	12	1.29					
Corn-Sweet	each									1.50	11	1.50	
Cucumbers	each					1.29	12	1.29		1.25	15	1.25	
Greens Kale	per bunch					1.29-1.99	26	1.64					
Greens Swiss Chard	per bunch					2.00-2.29	20	2.06					
Lettuce, Iceberg	each	2.99	11	2.99									
Lettuce, Other Green Leaf	each	1.98	82	1.98		1.98-2.77	56	2.16	46	1.98-2.49	165	2.43	88
Lettuce, Other Red Leaf	each	1.98	82	1.98		1.98-2.77	56	2.16	46	1.98-2.49	165	2.43	88
Lettuce, Romaine	each									2.49	146	2.49	100
Lettuce, Romaine Hearts	3 count package	3.49-4.00	129	3.72		3.00	50	3.00		3.99	7	3.99	
Mushrooms Portobella	per pound					9.99	4	9.99		7.99	11	7.99	100
Mushrooms Portobella	8 oz package	2.99	5	2.99									
Mushrooms White	8 oz package									2.98-2.99	152	2.99	
Mushrooms White	6 oz package									3.28	17	3.28	
Onions Green	per bunch					1.29	12	1.29					
Radishes	per bunch					1.25	50	1.25					
Salad Mixed Types	1 lb bag					4.98	11	4.98		4.98-5.99	234	5.04	
Salad Mixed Types	10 - 12 oz package	4.99	60	4.99		3.50	317	3.50					
Salad Mixed Types	5 - 9 oz package	2.99-3.99	338	3.39		3.00-3.99	714	3.13		3.49	19	3.49	
Spinach Flat, Baby Type	5 - 6 oz package	2.89	229	2.89		2.50-3.50	158	3.22		3.34	3	3.34	
Squash Yellow Crookneck/Straightneck	per pound					1.99	4	1.99					
Squash Zucchini	per pound					1.99	4	1.99					
Tomatoes	per pound	2.59	82	2.59		2.59	18	2.59		2.59	19	2.59	
Tomatoes Vine Ripe - Heirloom Varieties-Greenhouse	per pound									4.99	23	4.99	
Tomatoes Vine Ripes, On The Vine-Greenhouse	per pound					0.98-3.99	316	3.46		1.99	15	1.99	
Tomatoes, Cherry	1 pint package					2.49-2.99	184	2.53		1.98-3.98	22	2.25	

Wtd Avg - Simple weighted average



Commodity Variety	Unit	SOUTH CENTRAL U.S.				SOUTHWEST U.S.				NORTHWEST U.S.			
		Price Range	Stores with Ads	Wtd Avg Price	% Marked Local	Price Range	Stores with Ads	Wtd Avg Price	% Marked Local	Price Range	Stores with Ads	Wtd Avg Price	% Marked Local
Tomatoes, Grape Type	1 pint package	2.99	11	2.99		2.00-2.99	234	2.41		2.99	20	2.99	
Tomatoes, Grape Type	10 oz package	2.99-3.99	274	3.83						1.99	64	1.99	

**OTHER SPECIALTY CROPS ITEMS**

Hemp Protein	32 oz package					14.99	113	14.99					
Hemp (Seeds) Oil	2 oz					9.99	113	9.99					
Hemp Seeds-Shelled	8 oz package	7.69-8.39	71	8.13		6.29-9.49	216	7.38		7.59	19	7.59	
Hemp Seeds-Shelled	12 oz package					12.50	53	12.50					
Hemp Seeds-Shelled	16 oz package	14.99-15.49	71	15.31		14.99	4	14.99					

**OTHER SPECIALTY CROPS ITEMS - ORGANIC**

Hemp Protein	16 oz package					14.49-18.99	166	17.55		19.99	19	19.99	
Hemp (Seeds) Oil	16 oz					13.50	113	13.50					
Hemp Seeds-Shelled	7 oz package	9.59	45	9.59		8.79	57	8.79					
Hemp Seeds-Shelled	12 oz package	14.39	26	14.39		14.19-14.39	50	14.21		13.49	19	13.49	

**SEASONAL ITEMS**

Chayote	per pound					0.99-1.19	46	1.03					
Gladiola	bunched 5s					3.99	13	3.99					
Potted Plants Chrysanthemum	6 inch pot	9.99	108	9.99		8.99-12.99	50	11.95					
Rose, Hybrid Tea	bunched 12s					9.98-12.99	50	11.79		12.99	155	12.99	
Tulips	bunched 10s					9.99	13	9.99					

Commodity Variety	Unit	ALASKA U.S.				HAWAII U.S.							
		Price Range	Stores with Ads	Wtd Avg Price	% Marked Local	Price Range	Stores with Ads	Wtd Avg Price	% Marked Local				
<b>FRUITS</b>													
Apples Fuji	per pound					1.59-2.59	41	2.44					
Apples Fuji	3 lb bag					4.79	4	4.79					

Wtd Avg - Simple weighted average



Commodity Variety	Unit	ALASKA U.S.				HAWAII U.S.			
		Price Range	Stores with Ads	Wtd Avg Price	% Marked Local	Price Range	Stores with Ads	Wtd Avg Price	% Marked Local
Apples Honeycrisp	per pound	1.68-2.59	4	1.91		3.99	38	3.99	
Apples Red Delicious	3 lb bag					3.89	6	3.89	
Apples, Processed Juice	64 oz (1/2 gallon)	1.99-4.50	52	2.50					
Apples, Processed Juice Marked Cider	64 oz (1/2 gallon)	4.50	1	4.50					
Bananas	per pound					1.19	4	1.19	
Blueberries	6 oz package					3.69	4	3.69	
Blueberries	1 pint package	2.49	3	2.49		2.49	6	2.49	
Blueberries	18 oz package	6.99	1	6.99					
Cantaloups	each	5.99	26	5.99					
Cantaloups	per pound	1.29-1.48	4	1.43		1.79-1.99	27	1.95	
Cherries Red Varieties	per pound	5.99-6.99	22	6.49					
Grapes Red Seedless	per pound	2.49-3.49	18	2.88		2.99	47	2.99	
Grapes White Seedless Type	per pound	2.49-3.49	18	2.88		2.99-4.49	28	3.31	
Honeydews	each	5.99	26	5.99					
Honeydews	per pound	1.48	3	1.48		1.69	4	1.69	
Mangoes	each	2.50	14	2.50		1.50	3	1.50	
Mangoes	per pound					2.99	21	2.99	
Misc Berries Blackberries	5.6 - 6 oz package	3.00-3.29	12	3.02		4.49	35	4.49	
Nectarines Various White Flesh Varieties	per pound	2.99	11	2.99		3.99	35	3.99	
Nectarines Various Yellow Flesh Varieties	per pound	2.99-3.99	48	3.43		3.49-3.99	9	3.82	
Oranges Navel	per pound					2.29	35	2.29	
Papaya Maradol/Tainung Types	per pound					2.49	21	2.49	
Peaches Various White Flesh Varieties	per pound	2.99	11	2.99		3.49-4.99	26	3.66	
Peaches Various Yellow Flesh Varieties	per pound	2.99-3.99	48	3.43		3.49	35	3.49	
Pears Bosc	per pound					1.89-2.19	13	2.12	
Pears D'Anjou	per pound					1.89	23	1.89	
Pineapples	per pound					2.49	35	2.49	
Plums	per pound	3.49	8	3.49					
Raspberries Red	6 oz package	3.00-3.39	12	3.03					
Strawberries	1 lb package	3.99	1	3.99		3.99-5.49	60	4.44	

Wtd Avg - Simple weighted average



Commodity Variety	Unit	ALASKA U.S.				HAWAII U.S.			
		Price Range	Stores with Ads	Wtd Avg Price	% Marked Local	Price Range	Stores with Ads	Wtd Avg Price	% Marked Local
Strawberries	2 lb package	7.99	11	7.99					
Watermelons Red Flesh Seeded Type	each	9.99	11	9.99					
Watermelons Red Flesh Seeded Type	per pound					0.99	35	0.99	
Watermelons Red Flesh Seedless Miniature	each	7.99	11	7.99					
Watermelons Red Flesh Seedless Miniature	per pound					2.29	35	2.29	
Watermelons Red Flesh Seedless Type	each	8.99	7	8.99					
Watermelons Red Flesh Seedless Type	per pound	0.89	1	0.89		0.99	35	0.99	
<b>FRUITS - ORGANIC</b>									
Avocados Hass	each	2.69	1	2.69					
Grapes Black Seedless	per pound					3.99	3	3.99	
Grapes Red Seedless	per pound	3.98	3	3.98		3.99	3	3.99	
Grapes White Seedless Type	per pound	3.98	3	3.98					
Lemons	each	1.00	1	1.00					
Misc Berries Blackberries	5.6 - 6 oz package	5.49	26	5.49					
Nectarines Various White Flesh Varieties	per pound					3.99	3	3.99	
Peaches Various White Flesh Varieties	per pound					3.99	3	3.99	
Raspberries Red	6 oz package	5.49	26	5.49					
Strawberries	1 lb package	5.49	26	5.49		4.79	3	4.79	
<b>ONIONS AND POTATOES</b>									
Onions, Dry Red	per pound					1.99	6	1.99	
Onions, Dry Yellow	per pound	1.19	1	1.19					
Onions, Dry Yellow Marked Sweet	per pound	1.69	26	1.69		1.59	3	1.59	
Onions, Dry Yellow Marked Sweet	2 lb bag					2.99	4	2.99	
Potatoes Russet	10 lb bag	5.69	1	5.69					
Potatoes Yellow Type	per pound					1.59	4	1.59	

Wtd Avg - Simple weighted average





Commodity Variety	Unit	ALASKA U.S.				HAWAII U.S.			
		Price Range	Stores with Ads	Wtd Avg Price	% Marked Local	Price Range	Stores with Ads	Wtd Avg Price	% Marked Local
<b>VEGETABLES</b>									
Artichokes	each	3.50	11	3.50		3.00	23	3.00	
Asparagus Green	per pound					3.99-4.99	28	4.77	
Broccoli Crown Cut	per pound	2.49	7	2.49		1.89	23	1.89	
Brussels Sprouts	per pound	2.99	11	2.99					
Beets	per pound					1.59	6	1.59	
Cabbage Round Green Type	per pound	1.38	3	1.38		0.99-1.19	26	1.01	
Carrots	1 lb bag					1.29	4	1.29	
Carrots Baby Peeled	1 lb bag	1.69	1	1.69					
Cauliflower	per pound	2.49	7	2.49					
Celery	per pound	1.59	11	1.59		2.69	35	2.69	
Corn-Sweet	each	0.99	7	0.99					
Cucumbers	per pound					2.29	35	2.29	
Cucumbers Long Seedless-Greenhouse	each	2.58	3	2.58					
Cucumbers Long Seedless-Greenhouse	per pound					3.89	4	3.89	
Lettuce, Iceberg	per pound					1.39-2.99	39	2.83	
Lettuce, Other Green Leaf	each	1.50	1	1.50					
Lettuce, Other Red Leaf	each	1.50	1	1.50					
Lettuce, Romaine	per pound					2.49	26	2.49	
Mushrooms White	8 oz package	2.29	11	2.29					
Onions Green	per bunch	0.68	3	0.68					
Peppers, Bell Type Orange	each	1.25-1.97	48	1.64					
Peppers, Bell Type Red	each	1.25-1.97	48	1.64					
Peppers, Bell Type Yellow	each	1.25-1.97	48	1.64					
Salad Mixed Types	10 - 12 oz package	1.50	26	1.50					
Spinach	per bunch	2.19	1	2.19					
Squash Acorn	per pound					1.79	6	1.79	
Squash Butternut	per pound					1.49-1.79	41	1.53	
Squash Spaghetti	per pound					1.79	6	1.79	
Squash Yellow Crookneck/Straightneck	per pound	1.89	1	1.89					
Tomatoes	per pound	3.29	11	3.29		1.89-1.99	36	1.91	64

Wtd Avg - Simple weighted average



Commodity Variety	Unit	ALASKA U.S.				HAWAII U.S.			
		Price Range	Stores with Ads	Wtd Avg Price	% Marked Local	Price Range	Stores with Ads	Wtd Avg Price	% Marked Local
Tomatoes Vine Ripes, On The Vine-Greenhouse	per pound	2.39-2.99	27	2.97					
Tomatoes, Grape Type	1 pint package	2.49	11	2.49					
Tomatoes, Grape Type	10 oz package	2.50	3	2.50					
<b>VEGETABLES - ORGANIC</b>									
Broccoli	per pound	2.79	26	2.79					
Cauliflower	per pound	2.79	26	2.79					
Lettuce, Other Green Leaf	each	2.58	3	2.58					
Lettuce, Other Red Leaf	each	2.58	3	2.58					
Onions Green	per bunch	0.99	1	0.99					
Salad Mixed Types	1 lb bag	6.00	26	6.00					
Salad Mixed Types	5 - 9 oz package	4.00	11	4.00					
<b>OTHER SPECIALTY CROPS ITEMS</b>									
Hemp Seeds-Shelled	8 oz package					9.59	3	9.59	
<b>OTHER SPECIALTY CROPS ITEMS - ORGANIC</b>									
Hemp Protein	16 oz package					19.99	3	19.99	
Hemp Seeds-Shelled	7 oz package					11.39	3	11.39	
Hemp Seeds-Shelled	12 oz package					15.99	3	15.99	



**REGIONAL DEFINITIONS**

As used in this report, regions include the following states:

NORTHEAST U.S.	Connecticut, Delaware, Massachusetts, Maryland, Maine, New Hampshire, New jersey, New York, Pennsylvania, Rhode Island and Vermont
SOUTHEAST U.S.	Alabama, Florida, Georgia, Mississippi, North Carolina, South Carolina, Tennessee, Virginia and West Virginia
MIDWEST U.S.	Iowa, Illinois, Indiana, Kentucky, Michigan, Minnesota, North Dakota, Nebraska, Ohio, South Dakota and Wisconsin
SOUTH CENTRAL U.S.	Arkansas, Colorado, Kansas, Louisiana, Missouri, New Mexico, Oklahoma, and Texas
SOUTHWEST U.S.	Arizona, California, Nevada and Utah
NORTHWEST U.S.	Idaho, Montana, Oregon, Washington, and Wyoming
ALASKA U.S.	Alaska
HAWAII U.S.	Hawaii