



Specialty Crops Market News Division

Agricultural
Marketing
Service

National Retail Report - Specialty Crops

Websites: www.marketnews.usda.gov/mnp/fv-home and <http://www.ams.usda.gov/mnreports/fvwretail.pdf>
and http://www.ams.usda.gov/mnreports/wa_lo100.txt

Volume XVI - Number 28

Issued Weekly

Friday, July 15, 2022

Advertised Prices for Specialty Crops at Major Retail Supermarket Outlets ending during the period of 07/09 to 07/21^{1,2}

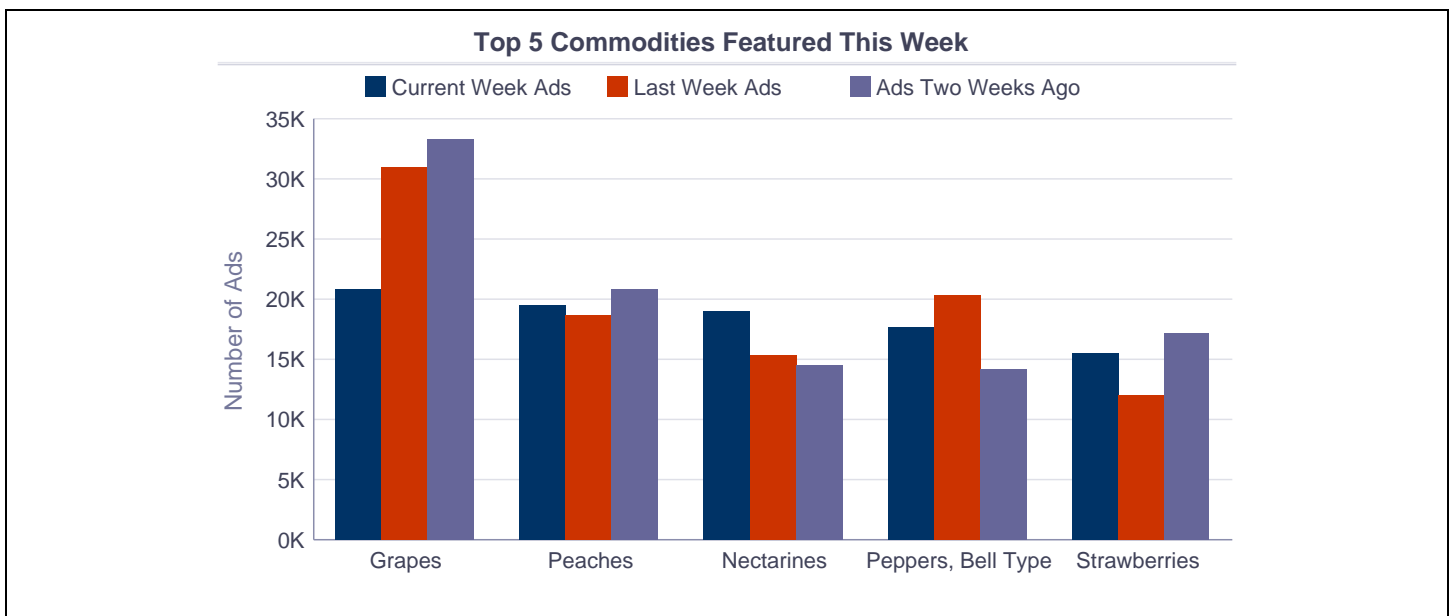
Hot Prices for Hot Days

This week retailers offered specials to combat rising temperatures and rising prices. Refreshing summer fruit like peaches, nectarines, cantaloupe, watermelons, grapes, strawberries, and cherries were highly featured. Meal ideas using cool, crisp vegetables like cucumbers, bell peppers, tomatoes, and packaged salads offered shoppers a respite from cooking over a hot stove. Gladiolas brightened up floral departments. The very first back-to-school supplies appeared in some flyers.

Total ad numbers this week were 314,451, a 3% decrease from last week's 324,084. The total for the same week last year was 9% higher than for this year. The total number of ads broken out by commodity groups: fruit 183,551 (58% of all ads), onions and potatoes 12,222 (4%), vegetables 116,256 (37%), herbs 1,079, ornamentals 822, and hemp 521. The number of ads for organic produce was 44,423, 14% of total ads.

The following are the prices of major advertised items (3,000 plus stores) this week, compared to the same week last year. Significant increases in price for fruit this week included red cherries at 52%, mini watermelons at 42%, nectarines (white 27%, yellow 23%), yellow peaches and plums at 24%, seedless watermelons at 24%, apple juice at 22%, blueberries (1 pint) at 21%, avocados at 20%, and mangos at 16%. The sole significant decrease was for strawberries (1 lb) at 21%. There were no significant increases or decreases in price for onions and potatoes this week. Significant increases in price for vegetables this week included on-the-vine tomatoes at 33%, packaged salads (5-9 oz at 24%, 10-12 oz at 15%), yellow squash at 20%, zucchini at 17%, corn at 11%, and cucumbers at 10%. The only significant decrease was for Roma tomatoes at 15%.

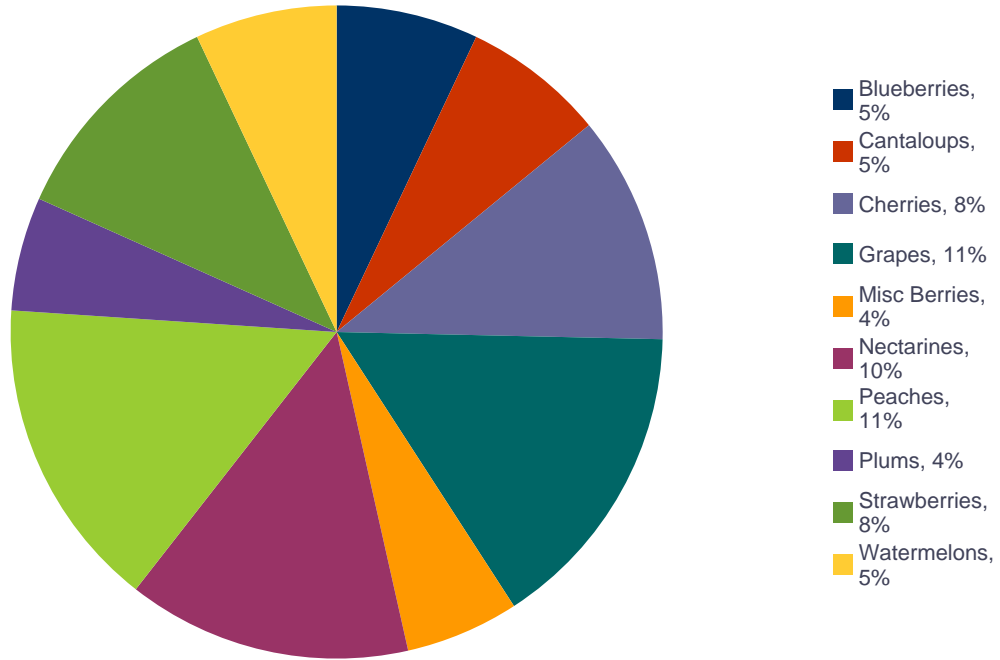
For more detailed information on organic and locally grown produce visit the National Retail--Local and Organic Report at: http://www.ams.usda.gov/mnreports/wa_lo100.txt



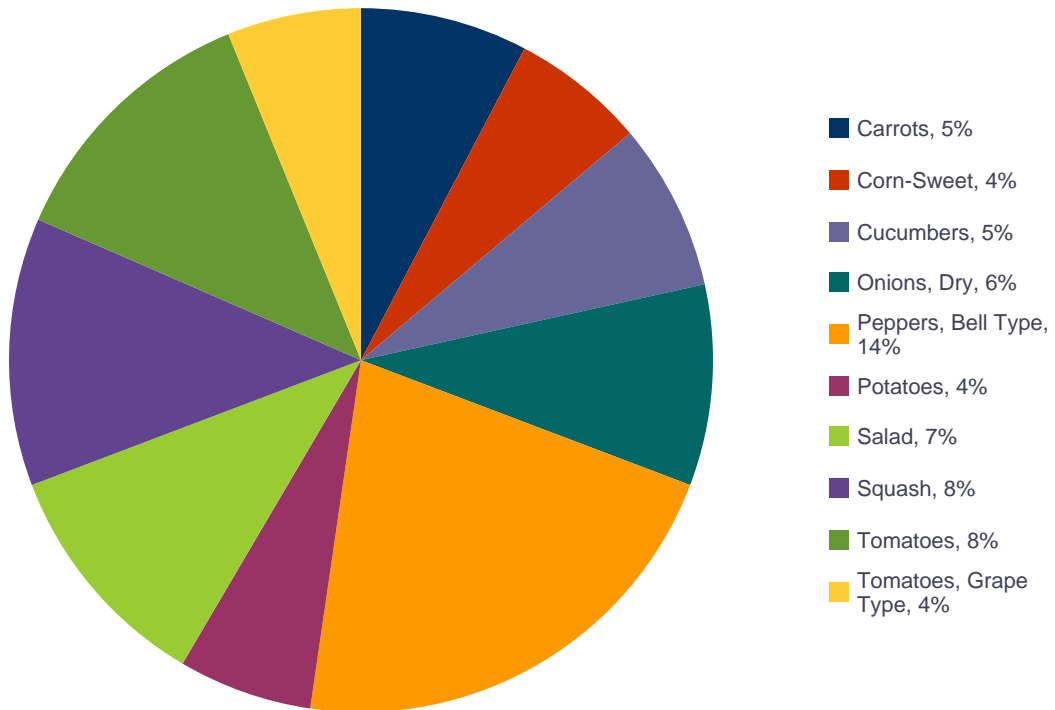
1 - Specialty Crops Market News surveys over 400 retailers, comprising over 30,300 individual stores, with online weekly advertised features.

2 - Date range reflects one week of data collection ending on the report date and encompasses ad pricing good from the Saturday before the report release date through the following Friday.

Top 10 Fruits as Percentage of Total Fruit Ads



Top 10 Vegetables as Percentage of Total Vegetable Ads Including Onions and Potatoes





NATIONAL SUMMARY

(not including AK & HI)

FRUITS								
Commodity	Variety	Unit	THIS WEEK		LAST WEEK		LAST YEAR	
			Stores With Ads	Wtd Avg Price	Stores With Ads	Wtd Avg Price	Stores With Ads	Wtd Avg Price
Apples	Fuji	per pound	735	1.52	655	1.93	926	1.30
Apples	Fuji	3 lb bag	21	4.98	48	3.99	124	4.00
Apples	Fuji	2 lb bag	26	2.99				
Apples	Gala	per pound	205	1.35	333	2.27	912	1.63
Apples	Gala	2 lb bag	26	2.99	26	3.99	9	2.50
Apples	Granny Smith	per pound	359	1.40	1,432	1.86	305	1.94
Apples	Granny Smith	3 lb bag	523	4.99	48	3.99	139	3.89
Apples	Granny Smith	5 lb bag	106	5.99				
Apples	Granny Smith	2 lb bag	26	2.99	69	2.50		
Apples	Honeycrisp	per pound	1,214	2.36	1,924	2.38	456	1.82
Apples	Honeycrisp	3 lb bag	68	4.97				
Apples	Pink Lady/Cripps Pink	per pound	280	1.44	556	1.70	611	1.25
Apples	Pink Lady/Cripps Pink	3 lb bag	523	4.99	2,366	5.36	715	3.81
Apples	Pink Lady/Cripps Pink	2 lb bag	26	2.99				
Apples	Red Delicious	per pound	605	1.23	115	1.23	544	1.49
Apples	Red Delicious	3 lb bag	127	3.90	73	4.33	468	3.96
Apples	Red Delicious	2 lb bag	34	2.99	77	2.55		
Apples, Processed	Juice	64 oz (1/2 gallon)	4,099	2.36	3,487	2.21	3,609	1.93
Apples, Processed	Juice	128 oz (1 gallon)	79	5.89	43	5.99		
Apples, Processed	Juice Marked Cider	64 oz (1/2 gallon)	24	2.12	41	1.90	579	1.88
Apricots		per pound	930	3.45	1,066	3.51	764	3.04
Avocados	Hass	each	4,602	1.44	5,090	1.24	7,079	1.20
Avocados	Various Greenskin Varieties	each	316	1.96	1,454	2.36	170	1.47
Avocados	Various Greenskin Varieties	per pound	86	0.72				
Bananas		per pound	255	0.54	593	0.52	993	0.47
Blueberries		6 oz package	554	3.21	472	2.82	964	2.81
Blueberries		1 pint package	3,944	3.05	5,780	2.63	4,000	2.52
Blueberries		18 oz package	2,231	3.85	1,455	4.89	4,281	3.64
Cantaloups		each	7,742	2.65	6,360	3.04	6,492	2.60
Cantaloups		per pound	913	0.51	699	0.74	539	0.41
Cherries	Rainier	per pound	1,899	7.07	3,281	5.71	1,777	4.55

Wtd Avg - Simple weighted average



Cherries	Red Varieties	per pound	11,731	4.59	9,192	4.92	14,993	3.02
Clementines		3 lb bag	2,373	5.13	458	5.83	3,046	4.25
Clementines		2 lb bag	652	3.67	97	3.36	217	2.73
Fruit, Other	Cactus Pears	each	20	0.20	19	0.39	7	0.50
Grapefruit	Red	each	54	0.69	294	1.15	12	1.45
Grapes	Black Seedless	per pound	2,209	2.37	4,860	2.12	1,009	2.18
Grapes	Red Globe	per pound	707	2.85	205	2.49	59	2.48
Grapes	Red Seedless	per pound	5,580	2.19	9,277	2.11	4,821	2.14
Grapes	White Seedless Type	per pound	5,459	2.32	10,260	1.93	3,939	2.35
Honeydews		each	345	3.24	1,313	4.02	1,905	3.91
Honeydews		per pound	203	0.92	485	0.98	6	1.69
Kiwifruit	Hayward	each	494	0.44	378	0.50	538	0.40
Kiwifruit	Hayward	1 lb bag	93	3.99				
Lemons		each	1,811	0.72	1,085	0.66	805	0.64
Lemons		per pound	52	0.96	7	1.29		
Lemons		2 lb bag	715	3.78	1,319	3.86	1,954	1.81
Limes		each	2,158	0.39	1,174	0.36	1,623	0.33
Limes		per pound	159	0.66	103	0.61	247	0.67
Mangoes		each	3,488	1.04	5,273	1.06	8,201	0.90
Mangoes		per pound	54	0.89			21	0.88
Misc Berries	Blackberries	5.6 - 6 oz package	5,233	2.82	7,278	2.46	5,622	2.78
Nectarines	Various White Flesh Varieties	per pound	5,801	2.27	4,138	2.45	3,322	1.80
Nectarines	Various Yellow Flesh Varieties	per pound	10,794	2.32	8,129	2.20	8,150	1.90
Oranges	Navel	each	201	1.10	528	1.08	543	1.02
Oranges	Navel	per pound	75	1.06	68	0.99	74	0.75
Oranges	Navel	3 lb bag	779	5.17	567	5.69	1,011	4.06
Oranges	Navel	4 lb bag	53	5.94			31	4.80
Papaya	Maradol/Tainung Types	per pound	2,527	0.94	936	1.25	640	0.93
Papaya	Solo Type	per pound	246	0.99	131	1.06	69	0.99
Peaches	Various White Flesh Varieties	per pound	4,971	2.13	4,564	2.49	3,392	1.96
Peaches	Various Yellow Flesh Varieties	per pound	12,020	2.09	10,907	1.73	11,327	1.69
Pears	Bartlett	per pound	463	1.61	255	1.96	1,544	1.67
Pears	D'Anjou	per pound	84	1.76	95	1.76	35	0.99
Pineapples		each	2,282	2.65	3,202	2.92	2,556	2.55
Pineapples		per pound	284	0.78	149	0.63	458	0.82
Plums		per pound	4,884	2.25	5,338	2.32	4,685	1.83
Plums	Interspecific Type	per pound	2,835	3.21	1,860	2.98	3,097	2.28
Pomegranates		each	226	3.55	5	4.99	15	1.99



Raspberries	Red	6 oz package	4,678	2.82	2,233	2.90	5,628	2.81
Strawberries		1 lb package	8,372	2.44	4,973	2.89	6,784	2.78
Strawberries		2 lb package	2,592	4.02	3,345	4.74	1,386	5.28
Tangerines		3 lb bag	4,069	4.39	1,212	4.72	4,019	4.02
Watermelons	Red Flesh Seeded Type	each	364	5.49	32	4.40	646	4.19
Watermelons	Red Flesh Seedless Miniature	each	3,110	3.87	1,959	3.28	1,565	2.72
Watermelons	Red Flesh Seedless Type	each	5,416	4.91	3,933	5.34	7,972	3.97
Watermelons	Red Flesh Seedless Type	per pound	931	0.60	408	0.52	771	0.44
ORGANIC								
Apples	Fuji	per pound	9	3.99			10	1.49
Apples	Fuji	3 lb bag	9	5.99				
Apples	Fuji	2 lb bag	152	3.99			36	3.99
Apples	Gala	per pound	801	2.54	36	2.03	599	1.95
Apples	Gala	3 lb bag	9	5.99				
Apples	Gala	2 lb bag	198	4.35			1,434	3.99
Apples	Granny Smith	per pound	64	2.11				
Apples	Granny Smith	3 lb bag	9	5.99				
Apples	Honeycrisp	per pound	70	2.99	547	3.53		
Apples	Pink Lady/Cripps Pink	3 lb bag	9	5.99				
Apples	Red Delicious	per pound	64	1.99	39	1.99	3	1.78
Apples, Processed	Juice	64 oz (1/2 gallon)	1,845	2.93	472	3.07	594	2.41
Apricots		per pound	129	3.96	23	3.80	3	2.48
Avocados	Hass	each	594	1.91	915	2.27	1,825	1.76
Bananas		per pound	233	0.69	200	0.84	596	0.80
Blueberries		6 oz package	1,028	3.72	2,439	3.54	2,292	3.16
Blueberries		1 pint package	510	4.53	193	4.18	1,150	4.19
Blueberries		18 oz package	863	6.16	353	5.96	1,721	4.82
Cantaloups		each	120	3.37			1,224	3.80
Cantaloups		per pound	23	1.13	39	1.58	12	0.99
Cherries	Red Varieties	per pound	74	5.85	99	6.50	1,020	5.65
Grapes	Black Seedless	per pound	520	3.59	11	3.99	244	3.94
Grapes	Red Seedless	per pound	3,053	3.17	3,128	3.16	1,617	3.18
Grapes	White Seedless Type	per pound	3,097	3.16	3,116	3.16	1,474	3.21
Honeydews		each	6	4.99	6	4.99	32	5.89
Lemons		each	73	1.48	220	1.00	1	0.69
Lemons		2 lb bag	334	5.11	280	4.86		
Limes		each	270	0.63			200	0.78
Mangoes		each	27	1.97	338	1.20	1,234	1.70



Misc Berries	Blackberries	5.6 - 6 oz package	1,750	3.57	1,368	3.94	2,690	3.32
Nectarines	Various Yellow Flesh Varieties	per pound	2,165	3.38	2,498	3.14	2,071	2.77
Oranges	Valencia	per pound	157	1.78	5	1.49	23	1.01
Peaches	Various White Flesh Varieties	per pound	52	3.31	425	3.81	524	2.94
Peaches	Various Yellow Flesh Varieties	per pound	2,282	3.38	2,640	3.14	1,688	2.74
Pears	Bosc	per pound	21	1.99				
Pineapples		each	141	5.88	169	3.85	16	3.99
Plums		per pound	289	4.24	102	2.97	170	2.31
Plums	Interspecific Type	per pound	154	3.49	185	3.55		
Raspberries	Red	6 oz package	2,130	3.62	1,833	3.92	3,503	3.47
Strawberries		1 lb package	3,668	3.57	3,452	4.18	6,151	3.65
Strawberries		2 lb package	732	6.12	216	6.99	882	5.55
Watermelons	Red Flesh Seedless Miniature	each	52	6.26	169	5.06	179	3.96
Watermelons	Red Flesh Seedless Type	each	154	7.09			32	5.89
Watermelons	Red Flesh Seedless Type	per pound	15	0.99	27	0.85	11	0.79

ONIONS AND POTATOES

Commodity	Variety	Unit	THIS WEEK		LAST WEEK		LAST YEAR	
			Stores With Ads	Wtd Avg Price	Stores With Ads	Wtd Avg Price	Stores With Ads	Wtd Avg Price
Onions, Dry	Red	per pound	211	1.45	402	1.33	974	1.26
Onions, Dry	Red	2 lb bag	86	3.99	73	3.99	485	2.19
Onions, Dry	White	per pound	1,003	0.79	374	0.89	622	0.73
Onions, Dry	White	2 lb bag	119	1.74	7	2.99	327	1.85
Onions, Dry	Yellow	per pound	103	0.93	319	0.83	206	0.94
Onions, Dry	Yellow	2 lb bag	128	1.82	189	2.16	367	1.89
Onions, Dry	Yellow	3 lb bag	573	2.94	664	2.81	1,776	2.07
Onions, Dry	Yellow Marked Sweet	per pound	2,554	1.18	4,146	1.20	2,404	1.11
Onions, Dry	Yellow Marked Sweet	2 lb bag	173	2.84	36	3.34	31	2.25
Onions, Dry	Yellow Marked Sweet	3 lb bag	570	3.66	426	3.75	326	2.92
Onions, Dry	Yellow Marked Sweet	5 lb bag	1,122	4.44	78	5.49	1,695	3.53
Potatoes	Round Red	per pound	391	1.20	384	1.17	322	0.92
Potatoes	Round Red	3 lb bag	69	3.99	42	3.49	19	3.49
Potatoes	Round Red	5 lb bag	1,109	3.39	122	4.20	1,169	3.19
Potatoes	Round White	per pound	100	0.95	58	0.88	79	0.76
Potatoes	Round White	5 lb bag	179	2.86	84	4.59	160	2.57
Potatoes	Russet	per pound	455	0.98	598	0.96	840	0.92
Potatoes	Russet	3 lb bag	68	1.57	64	2.18	216	1.88

Wtd Avg - Simple weighted average



Potatoes	Russet	5 lb bag	1,555	3.21	1,168	3.51	2,447	2.80
Potatoes	Russet	10 lb bag	326	4.64	261	3.91	705	3.23
Potatoes	Russet	8 lb bag	37	5.13	11	3.99	365	2.98
Potatoes	Yellow Type	per pound	28	0.99	62	0.90	41	0.62
Potatoes	Yellow Type	3 lb bag	69	2.92	57	2.99	261	5.81
Potatoes	Yellow Type	5 lb bag	13	2.19	446	4.20	84	2.89
ORGANIC								
Onions, Dry	Red	per pound	206	2.29			322	1.86
Onions, Dry	White	per pound	206	2.29	46	1.69	232	1.72
Onions, Dry	Yellow	per pound	130	1.19	173	1.51	232	1.72
Onions, Dry	Yellow Marked Sweet	per pound	128	1.68	286	1.54	36	1.38
Onions, Dry	Yellow Marked Sweet	2 lb bag	203	3.05	23	3.99	10	2.99
Onions, Dry	Yellow Marked Sweet	3 lb bag	10	4.99				
Potatoes	Russet	3 lb bag	10	3.48	8	3.49	258	4.98
Potatoes	Russet	5 lb bag	88	3.30			6	2.98
Potatoes	Yellow Type	per pound	50	3.99	76	3.99		
VEGETABLES								
Commodity	Variety	Unit	THIS WEEK		LAST WEEK		LAST YEAR	
			Stores With Ads	Wtd Avg Price	Stores With Ads	Wtd Avg Price	Stores With Ads	Wtd Avg Price
Artichokes		each	543	2.71	677	2.64	344	2.30
Asparagus	Green	per pound	2,950	2.93	2,776	2.79	4,485	2.69
Beans	Round Green Type	per pound	1,826	1.63	779	1.36	2,638	1.76
Beets		per bunch	33	2.46	16	2.24	33	2.46
Beets		per pound	261	0.73	6	0.50	39	0.68
Broccoli		per pound	18	1.49	8	1.79	477	1.18
Broccoli		per bunch	393	2.54	1,645	2.65	1,766	2.43
Broccoli	Baby Hybrid Type	per bunch	28	2.50	52	2.50		
Broccoli	Crown Cut	per pound	1,074	1.63	1,663	1.81	2,347	1.55
Brussels Sprouts		per pound	1,201	2.62	1,227	2.56	1,446	2.41
Cabbage	Red Type	per pound	203	1.26	75	1.23	9	0.49
Cabbage	Round Green Type	per pound	2,194	0.69	1,345	0.68	2,410	0.61
Carrots		per pound	157	0.55	194	0.54	138	0.53
Carrots		1 lb bag	286	0.65	35	0.86	61	0.70
Carrots		2 lb bag	93	1.62	8	1.20	450	1.41
Carrots		per bunch	16	2.99	92	2.46	23	2.54
Carrots	Baby Peeled	1 lb bag	2,843	1.40	2,518	1.48	2,351	1.27

Wtd Avg - Simple weighted average



Carrots	Baby Peeled	2 lb bag	508	2.24	1,505	2.10	536	2.37
Cauliflower		each	1,469	2.88	2,536	2.70	1,828	2.72
Cauliflower		per pound	667	1.23	258	1.52	807	1.10
Celery		each	1,692	1.41	556	1.97	1,113	1.46
Celery		per pound	73	1.04	9	0.99		
Cilantro		per bunch	773	0.65	1,529	0.85	785	0.71
Corn-Sweet		each	4,991	0.49	3,864	0.53	2,974	0.44
Cucumbers		each	4,151	0.68	4,087	0.82	5,081	0.63
Cucumbers		per pound	90	0.99	11	0.99	105	0.80
Cucumbers	Long Seedless-Greenhouse	each	1,648	1.24	2,017	1.19	2,831	1.31
Eggplant		per pound	913	1.34	1,098	1.16	1,111	1.34
Garlic		per sleeve	311	1.48	391	1.38	173	1.44
Greens	Collard	per bunch	769	2.51	220	2.00	258	2.00
Greens	Collard	per pound	31	1.20	64	1.41	312	1.40
Greens	Collard	1 lb bag	97	3.00	9	2.50	461	2.50
Greens	Kale	per bunch	106	1.16	391	1.79	278	1.45
Greens	Kale	per pound	217	1.45	64	1.41	57	0.99
Greens	Kale	1 lb bag	48	2.99	9	2.50		
Greens	Mustard	per bunch	17	1.29				
Greens	Swiss Chard	per bunch	16	2.50	8	2.50	80	1.99
Lettuce, Iceberg		each	2,784	1.63	2,551	1.67	1,312	1.12
Lettuce, Other	Green Leaf	each	947	1.45	1,943	1.34	476	1.34
Lettuce, Other	Green Leaf	per pound	490	1.75	550	1.61	709	1.71
Lettuce, Other	Red Leaf	each	949	1.45	1,933	1.35	410	1.33
Lettuce, Other	Red Leaf	per pound	490	1.75	550	1.61	703	1.71
Lettuce, Romaine		each	964	1.64	1,994	1.30	770	1.30
Lettuce, Romaine		per pound	657	1.70	517	1.52	503	1.70
Lettuce, Romaine	Hearts	3 count package	1,863	3.35	1,309	3.01	1,947	2.92
Mushrooms	Portobella	8 oz package	262	2.24	124	1.98	227	2.58
Mushrooms	Portobella	6 oz package	301	3.25	1,113	2.21	175	2.91
Mushrooms	White	per pound	10	3.99	25	3.99	257	2.52
Mushrooms	White	8 oz package	1,910	1.82	2,721	1.90	2,272	1.86
Onions Green		per bunch	749	0.62	1,684	0.76	2,817	0.64
Peppers, Bell Type	Green	per pound	464	1.46	516	1.34	581	1.59
Peppers, Bell Type	Green	each	3,260	0.82	1,924	0.90	1,877	0.75
Peppers, Bell Type	Orange	per pound	1,864	3.10	872	2.93	449	2.51
Peppers, Bell Type	Orange	each	2,508	1.41	4,467	1.70	3,104	1.18
Peppers, Bell Type	Orange-Greenhouse	each	66	1.44	199	1.06	595	1.42
Peppers, Bell Type	Red	per pound	1,896	3.09	826	2.95	966	2.46

Wtd Avg - Simple weighted average



Peppers, Bell Type	Red	each	2,644	1.37	4,989	1.64	3,598	1.14
Peppers, Bell Type	Red-Greenhouse	each	66	1.44	199	1.06	610	1.42
Peppers, Bell Type	Yellow	per pound	1,879	3.08	826	2.95	449	2.51
Peppers, Bell Type	Yellow	each	2,560	1.41	4,747	1.69	3,179	1.18
Peppers, Bell Type	Yellow-Greenhouse	each	66	1.44	199	1.06	595	1.42
Peppers, Other	Jalapeno	per pound	1,370	0.93	997	1.09	471	0.82
Peppers, Other	Mixed Mini Sweet Types	1 lb package	636	3.97	292	3.19	493	2.86
Peppers, Other	Serrano	per pound	177	0.90	271	1.00	98	0.88
Radishes		per bunch	352	1.04	770	1.12	1,534	0.73
Radishes		1 lb bag	88	1.67	119	1.46	19	1.04
Salad	Mixed Types	1 lb bag	264	1.33				
Salad	Mixed Types	10 - 12 oz package	3,966	2.94	4,609	3.11	1,815	2.56
Salad	Mixed Types	5 - 9 oz package	3,145	3.03	4,845	2.96	3,648	2.44
Spinach		per bunch	319	1.49	411	1.62	273	1.72
Spinach	Flat, Baby Type	10 oz package	64	3.53	67	3.50		
Spinach	Flat, Baby Type	1 lb package	45	2.50				
Spinach	Flat, Baby Type	8 oz package	350	2.45	24	4.37	136	1.95
Spinach	Flat, Baby Type	9 oz package	5	2.50	6	2.50		
Spinach	Flat, Baby Type	5 - 6 oz package	53	3.69	225	2.73	1,583	2.41
Squash	Acorn	per pound	9	0.49	8	1.49		
Squash	Grey	per pound	250	0.95	477	0.92	104	0.72
Squash	Yellow Crookneck/Straightneck	per pound	3,840	1.43	5,403	1.40	6,172	1.19
Squash	Zucchini	per pound	6,029	1.36	6,348	1.39	8,148	1.16
Sweet Potatoes		per pound	1,442	0.96	978	1.01	675	1.06
Tomatillos		per pound	923	0.97	861	1.00	769	0.80
Tomatoes		per pound	1,241	1.70	1,144	1.97	2,229	1.71
Tomatoes	Vine Ripe - Heirloom Varieties	per pound	143	3.99			81	2.61
Tomatoes	Vine Ripe - Heirloom Varieties-Greenhouse	per pound	786	2.81	196	3.06		
Tomatoes	Vine Ripes	per pound	2,753	1.90	1,047	1.96	596	1.61
Tomatoes	Vine Ripes, On The Vine-Greenhouse	per pound	3,329	2.07	4,426	1.79	5,478	1.56
Tomatoes	Vine Ripes-Greenhouse	per pound	1,551	1.85	1,781	2.02	87	2.13
Tomatoes, Cherry		1 pint package	61	2.50	110	3.72	18	3.00
Tomatoes, Grape Type		1 pint package	1,350	2.61	1,740	2.33	1,212	2.33
Tomatoes, Grape Type		10 oz package	2,202	2.19	836	2.30	962	2.99
Tomatoes, Plum Type	Roma	per pound	3,061	0.97	2,019	1.20	536	1.17
Vegetables Other	Cactus Leaf (Nopales)	per pound	97	0.77	202	0.75	39	0.53

ORGANIC



Artichokes		each	1	3.99				
Asparagus	Green	per pound	10	3.99	549	2.99	451	2.80
Beets		per bunch	201	2.91	193	2.45	298	2.81
Broccoli		per pound	744	2.01	25	2.23	34	1.86
Broccoli		per bunch	400	3.03	417	3.19	680	3.08
Broccoli	Crown Cut	per pound	4	2.77	24	2.54	8	2.99
Cabbage	Round Green Type	per pound	21	1.49			43	0.99
Carrots		1 lb bag	54	1.33	11	1.49	236	1.79
Carrots		2 lb bag	19	3.25				
Carrots		per bunch	28	2.19	146	2.50	193	2.28
Carrots	Baby Peeled	1 lb bag	2,019	1.73	2,025	1.80	438	2.28
Carrots	Baby Peeled	2 lb bag	569	2.04				
Cauliflower		each	575	3.94	201	3.57	669	4.45
Cauliflower		per pound	577	2.01	150	1.91	203	3.68
Celery		each	457	2.60	151	2.05	685	2.22
Celery	Hearts	each	253	3.41	256	2.49	176	2.52
Cilantro		per bunch	306	1.20	28	1.62	475	1.74
Corn-Sweet		each	11	1.50	11	1.50	11	1.25
Cucumbers		each	394	1.88	207	1.50	178	1.01
Cucumbers	Long Seedless-Greenhouse	each	112	2.64	145	2.50	157	2.76
Greens	Collard	per bunch	16	2.50	16	2.50	16	2.50
Greens	Kale	per bunch	253	2.67	247	2.32	227	2.52
Greens	Swiss Chard	per bunch	187	2.99	29	2.00	25	2.83
Lettuce, Other	Green Leaf	each	254	2.12	329	2.16	202	1.52
Lettuce, Other	Green Leaf	per pound	7	2.00			175	2.99
Lettuce, Other	Red Leaf	each	250	2.11	325	2.16	220	1.51
Lettuce, Other	Red Leaf	per pound	7	2.00			175	2.99
Lettuce, Romaine		each	86	2.49	203	2.38	260	2.49
Lettuce, Romaine	Hearts	3 count package	328	3.97	1,289	3.65	1,352	3.26
Mushrooms	Portobella	per pound	134	5.82	134	5.82		
Mushrooms	Portobella	6 oz package	21	3.99			5	3.49
Mushrooms	White	8 oz package	240	2.88	592	3.16	2,716	2.46
Onions Green		per bunch	312	0.94	557	0.99	26	0.99
Peppers, Bell Type	Orange	per pound	92	5.79				
Peppers, Bell Type	Red	per pound	92	5.79	70	3.99		
Peppers, Bell Type	Yellow	per pound	92	5.79	70	3.99		
Peppers, Other	Jalapeno	per pound	130	3.69	130	3.69	130	2.99
Peppers, Other	Mixed Mini Sweet Types	1 lb package	9	4.32	31	4.63	121	3.49
Radishes		per bunch	156	0.91	4	1.59	53	2.06



Salad	Mixed Types	1 lb bag	78	5.99	1,259	5.18	78	5.00
Salad	Mixed Types	10 - 12 oz package	121	5.98	491	5.13	67	6.19
Salad	Mixed Types	5 - 9 oz package	2,039	3.45	1,456	3.46	2,118	2.86
Spinach	Flat, Baby Type	5 - 6 oz package	500	3.11	411	3.33	115	3.11
Squash	Yellow Crookneck/Straightneck	per pound	155	2.93	21	1.99	402	2.57
Squash	Zucchini	per pound	272	2.73	1,645	2.24	596	2.25
Sweet Potatoes		per pound	39	1.99	75	1.90	288	1.40
Tomatoes		per pound	187	2.56	279	3.24	770	2.55
Tomatoes	Vine Ripe - Heirloom Varieties-Greenhouse	per pound	423	4.51	449	4.07	53	3.99
Tomatoes	Vine Ripes	per pound	3	2.49	3	2.49	190	2.49
Tomatoes	Vine Ripes, On The Vine-Greenhouse	per pound	38	2.49	826	3.10	672	2.77
Tomatoes, Cherry		1 pint package	42	4.39	17	3.00	24	4.99
Tomatoes, Grape Type		1 pint package	414	3.33	852	3.11	673	3.02
Tomatoes, Grape Type		10 oz package	969	2.52	1,283	3.54	3,375	2.95

OTHER SPECIALTY CROPS ITEMS

Commodity	Variety	Unit	THIS WEEK		LAST WEEK		LAST YEAR	
			Stores With Ads	Wtd Avg Price	Stores With Ads	Wtd Avg Price	Stores With Ads	Wtd Avg Price
Hemp Protein		16 oz package	31	19.99			82	14.93
Hemp Seeds-Shelled		8 oz package	84	9.12	230	8.63	135	10.31
Hemp Seeds-Shelled		12 oz package	53	12.50	53	12.50		

ORGANIC

Hemp Protein		16 oz package	53	13.99	166	20.28	309	17.62
Hemp Seeds-Shelled		7 oz package	84	11.36	53	10.99	53	11.49
Hemp Seeds-Shelled		8 oz package	119	11.40	162	10.96	165	10.91
Hemp Seeds-Shelled		12 oz package	31	14.99			70	12.99
Hemp Seeds-Shelled		16 oz package	31	14.99				

SEASONAL ITEMS

Commodity	Variety	Unit	THIS WEEK		LAST WEEK		LAST YEAR	
			Stores With Ads	Wtd Avg Price	Stores With Ads	Wtd Avg Price	Stores With Ads	Wtd Avg Price
Chayote		per pound	20	1.27	36	0.89	10	0.99
Chayote		each	16	0.43	37	0.60	58	0.64
Gladiola		bunched 10s	152	5.00				

Wtd Avg - Simple weighted average



Gladiola		bunched 5s	29	5.98	190	4.99	161	4.91
Rose, Hybrid Tea		bunched 12s	385	8.61	1,495	5.75	491	9.75
Tulips		bunched 10s	256	8.99			256	8.99



REGIONAL DETAILS

Commodity Variety	Unit	NORTHEAST U.S.				SOUTHEAST U.S.				MIDWEST U.S.			
		Price Range	Stores with Ads	Wtd Avg Price	% Marked Local	Price Range	Stores with Ads	Wtd Avg Price	% Marked Local	Price Range	Stores with Ads	Wtd Avg Price	% Marked Local
FRUITS													
Apples Fuji	per pound	1.49-2.29	24	2.22		1.88-2.29	298	2.18		0.99-1.69	30	1.34	
Apples Fuji	2 lb bag					2.99	26	2.99					
Apples Gala	per pound	1.79	28	1.79						1.49	116	1.49	
Apples Gala	2 lb bag					2.99	26	2.99					
Apples Granny Smith	per pound	1.49-1.79	91	1.58		1.29-1.59	82	1.47		1.49	116	1.49	
Apples Granny Smith	3 lb bag					4.99	453	4.99					
Apples Granny Smith	5 lb bag	5.99	106	5.99									
Apples Granny Smith	2 lb bag					2.99	26	2.99					
Apples Honeycrisp	per pound	1.99-2.49	16	2.24		1.88-2.99	118	2.91		0.99-2.99	602	2.27	
Apples Honeycrisp	3 lb bag					4.97	68	4.97					
Apples Pink Lady/Cripps Pink	per pound	1.49-1.79	151	1.66		1.29-1.68	24	1.42		1.00	30	1.00	
Apples Pink Lady/Cripps Pink	3 lb bag					4.99	453	4.99					
Apples Pink Lady/Cripps Pink	2 lb bag					2.99	26	2.99					
Apples Red Delicious	per pound	1.49	50	1.49		0.99-1.69	151	1.55		0.99	15	0.99	
Apples Red Delicious	3 lb bag					2.97-4.98	127	3.90					
Apples Red Delicious	2 lb bag					2.99	34	2.99					
Apples, Processed Juice	64 oz (1/2 gallon)	1.49-3.99	1,035	2.81		1.50-2.99	467	2.27		1.79-3.19	886	2.43	
Apples, Processed Juice	128 oz (1 gallon)	5.99	37	5.99		5.99	2	5.99					
Apples, Processed Juice Marked Cider	64 oz (1/2 gallon)									2.50	18	2.50	
Apricots	per pound	2.99-3.99	605	3.68		2.99	15	2.99		1.99-3.49	243	3.00	
Avocados Hass	each	0.77-1.99	776	1.33		0.50-2.99	1,258	1.77		0.48-2.00	718	1.22	
Avocados Various Greenskin Varieties	each	1.25	28	1.25		1.79-2.00	239	1.83					
Avocados Various Greenskin Varieties	per pound					0.50-0.98	86	0.72					
Bananas	per pound									0.33-0.79	27	0.59	
Blueberries	6 oz package					3.30	34	3.30		2.99-3.50	31	3.24	
Blueberries	1 pint package	1.99-4.79	1,241	3.25		1.88-4.49	679	3.71	4	1.99-3.99	1,054	2.58	1
Blueberries	18 oz package	5.99	6	5.99	100	3.99	188	3.99		2.99-5.49	368	4.14	
Cantaloups	each	2.29-3.99	965	3.01	4	2.00-3.99	2,258	2.70		1.99-3.99	1,388	2.44	1

Wtd Avg - Simple weighted average



Commodity Variety	Unit	NORTHEAST U.S.				SOUTHEAST U.S.				MIDWEST U.S.			
		Price Range	Stores with Ads	Wtd Avg Price	% Marked Local	Price Range	Stores with Ads	Wtd Avg Price	% Marked Local	Price Range	Stores with Ads	Wtd Avg Price	% Marked Local
Cherries Rainier	per pound	6.99-8.99	79	8.81		6.99-8.97	1,205	7.10		3.99-7.99	188	6.34	
Cherries Red Varieties	per pound	2.99-7.00	2,075	5.13		2.99-6.99	3,158	4.40		2.47-6.99	2,548	4.08	
Clementines	3 lb bag	3.99-6.99	464	5.63		4.98-5.39	435	5.32		4.89-5.99	563	5.18	
Clementines	2 lb bag	3.99-4.99	303	4.05		3.99	43	3.99		4.99	128	4.99	
Fruit, Other Cactus Pears	each									0.13	6	0.13	
Grapes Black Seedless	per pound	1.99-2.69	599	2.22		2.28-2.69	670	2.56		1.49-2.49	545	1.98	
Grapes Red Globe	per pound	2.49	190	2.49		2.49-2.99	468	2.97					
Grapes Red Seedless	per pound	1.88-3.99	1,138	2.24		0.98-2.99	1,639	2.37		0.99-2.99	904	1.67	
Grapes White Seedless Type	per pound	1.88-3.99	1,012	2.29		1.79-2.99	1,947	2.48		0.99-2.99	923	1.94	
Honeydews	each	3.99	144	3.99		3.99	10	3.99		1.99-4.49	143	2.30	
Kiwifruit Hayward	each	0.40-0.67	160	0.53		0.45	34	0.45		0.69	10	0.69	
Kiwifruit Hayward	1 lb bag	3.99-4.00	93	3.99									
Lemons	each	0.40-0.67	224	0.59		0.50-0.79	994	0.78		0.17-1.00	460	0.63	
Lemons	2 lb bag	3.49-3.99	333	3.90		3.49-3.99	15	3.72		3.50	219	3.50	
Limes	each	0.20-0.83	792	0.46		0.12-0.39	728	0.30		0.12-0.69	65	0.44	
Limes	per pound									0.78	8	0.78	
Mangoes	each	0.99-1.67	1,150	1.31		0.67-2.50	330	1.21		0.69-1.50	148	1.09	
Misc Berries Blackberries	5.6 - 6 oz package	1.99-3.50	763	3.14		1.88-3.50	1,723	2.62		1.49-3.50	1,045	2.56	
Nectarines Various White Flesh Varieties	per pound	1.88-3.99	614	2.34		1.98-2.99	2,527	2.49		1.29-3.99	847	2.16	
Nectarines Various Yellow Flesh Varieties	per pound	1.29-4.00	2,140	2.52		1.49-2.99	3,009	2.51		0.99-3.99	1,599	2.13	
Oranges Navel	each	1.00-1.25	123	1.16		1.00	78	1.00					
Oranges Navel	per pound									1.79	7	1.79	
Oranges Navel	3 lb bag	4.99	25	4.99		2.95-5.99	746	5.18					
Oranges Navel	4 lb bag					5.49-5.99	53	5.94					
Papaya Maradol/Tainung Types	per pound	0.99-1.99	454	1.11		0.79-1.28	395	0.94		0.79-0.95	878	0.91	
Peaches Various White Flesh Varieties	per pound	0.99-3.99	678	2.19		0.99-2.99	1,612	2.46		1.29-2.49	913	2.13	
Peaches Various Yellow Flesh Varieties	per pound	0.99-3.99	2,748	2.12	1	0.67-2.99	2,827	2.13	3	0.78-2.99	2,243	1.98	
Pears Bartlett	per pound	1.49-1.99	116	1.59		1.29-1.79	254	1.72		1.19	9	1.19	
Pears D'Anjou	per pound					1.38-1.69	30	1.50		1.98	46	1.98	
Pineapples	each	2.49-3.99	362	3.31		0.98-3.49	937	2.61		2.50-3.99	309	3.43	

Wtd Avg - Simple weighted average



Commodity Variety	Unit	NORTHEAST U.S.				SOUTHEAST U.S.				MIDWEST U.S.			
		Price Range	Stores with Ads	Wtd Avg Price	% Marked Local	Price Range	Stores with Ads	Wtd Avg Price	% Marked Local	Price Range	Stores with Ads	Wtd Avg Price	% Marked Local
Plums	per pound	1.29-4.00	840	2.42		1.68-2.99	1,680	2.19		1.29-2.99	1,070	2.13	
Plums Interspecific Type	per pound	1.99-3.99	1,099	2.66		2.49-3.99	1,372	3.81		1.98-3.49	124	2.63	
Pomegranates	each	3.50-4.88	199	3.67						2.50-2.99	27	2.72	
Raspberries Red	6 oz package	1.99-3.99	865	3.16		1.88-3.50	631	2.34		1.49-3.99	1,367	2.69	
Strawberries	1 lb package	1.49-4.00	1,457	2.75		0.60-3.69	2,461	2.21		1.49-3.99	2,115	2.08	
Strawberries	2 lb package	4.99	24	4.99		3.49-5.98	236	4.00		2.99-4.49	531	4.19	
Tangerines	3 lb bag	3.99-4.99	567	4.37		3.99-5.99	1,000	5.08		1.99-5.99	1,472	3.88	
Watermelons Red Flesh Seeded Type	each					4.99	191	4.99		4.99-7.99	27	6.32	
Watermelons Red Flesh Seedless Miniature	each	3.99	187	3.99		3.50-4.99	1,166	4.95		2.50-3.99	351	3.12	
Watermelons Red Flesh Seedless Type	each	3.99-6.99	1,064	5.73	9	3.49-6.99	1,965	4.69	53	3.99-6.99	796	5.57	23
Watermelons Red Flesh Seedless Type	per pound	0.49-0.79	82	0.65						0.39	10	0.39	
FRUITS - ORGANIC													
Apples Fuji	3 lb bag	5.99	9	5.99									
Apples Gala	per pound	1.99-2.99	517	2.57		2.99	38	2.99		2.29	50	2.29	
Apples Gala	3 lb bag	5.99	9	5.99									
Apples Gala	2 lb bag									4.99	21	4.99	
Apples Granny Smith	per pound	1.99-2.49	45	2.40		2.49	2	2.49					
Apples Granny Smith	3 lb bag	5.99	9	5.99									
Apples Honeycrisp	per pound	2.99	70	2.99									
Apples Pink Lady/Cripps Pink	3 lb bag	5.99	9	5.99									
Apples Red Delicious	per pound	1.99	64	1.99									
Apples, Processed Juice	64 oz (1/2 gallon)					2.59-3.29	1,145	2.70		3.29	359	3.29	
Apricots	per pound									3.99	50	3.99	
Avocados Hass	each	1.67	255	1.67						0.99	11	0.99	
Bananas	per pound									0.69	233	0.69	
Blueberries	6 oz package	4.99	70	4.99						2.50-3.98	170	2.96	
Blueberries	1 pint package									3.34-4.99	186	4.52	6
Blueberries	18 oz package	5.99-6.99	455	6.90		5.99	38	5.99					
Cantaloups	each	3.99-4.00	46	3.99						2.99	69	2.99	
Cherries	per pound									5.99	69	5.99	

Wtd Avg - Simple weighted average



Commodity Variety	Unit	NORTHEAST U.S.				SOUTHEAST U.S.				MIDWEST U.S.			
		Price Range	Stores with Ads	Wtd Avg Price	% Marked Local	Price Range	Stores with Ads	Wtd Avg Price	% Marked Local	Price Range	Stores with Ads	Wtd Avg Price	% Marked Local
Red Varieties													
Grapes Black Seedless	per pound					2.98	31	2.98		4.29	233	4.29	
Grapes Red Seedless	per pound	2.99-3.99	766	3.10		2.98-2.99	1,181	2.99		2.49-4.29	312	3.99	
Grapes White Seedless Type	per pound	2.99-3.99	766	3.10		2.98-2.99	1,219	2.99		2.99-4.29	267	4.23	
Honeydews	each	4.99	6	4.99									
Lemons	each	1.50	70	1.50									
Lemons	2 lb bag	4.99-5.49	334	5.11									
Limes	each	0.99	70	0.99		0.50	200	0.50					
Mangoes	each	1.67	6	1.67									
Misc Berries Blackberries	5.6 - 6 oz package	3.50-5.00	116	4.48		3.49-3.50	226	3.49		3.49-3.50	348	3.49	
Nectarines Various Yellow Flesh Varieties	per pound	2.99-4.99	578	4.25		2.99	1,135	2.99		2.99	50	2.99	
Oranges Valencia	per pound	1.49	5	1.49									
Peaches Various White Flesh Varieties	per pound	3.99	6	3.99		2.99	38	2.99					
Peaches Various Yellow Flesh Varieties	per pound	2.99-4.99	578	4.25		2.99	1,173	2.99		2.99	50	2.99	
Pears Bosc	per pound	1.99	21	1.99									
Pineapples	each	3.50-5.99	140	5.88									
Plums	per pound	2.49-4.99	201	4.90									
Plums Interspecific Type	per pound	3.49	40	3.49						3.49	50	3.49	
Raspberries Red	6 oz package	3.50-4.99	126	4.52		3.49-3.50	226	3.49		2.99-3.99	720	3.58	
Strawberries	1 lb package	3.99-5.99	580	4.70		2.79-4.99	1,304	2.97		2.99-4.99	593	3.56	
Strawberries	2 lb package	6.99	415	6.99									
Watermelons Red Flesh Seedless Miniature	each	6.99	33	6.99									
Watermelons Red Flesh Seedless Type	each	8.99	8	8.99									

ONIONS AND POTATOES

Onions, Dry Red	per pound	0.99-1.99	25	1.63						1.29	21	1.29	
Onions, Dry Red	2 lb bag	3.99	86	3.99									
Onions, Dry White	per pound					0.79	16	0.79		0.69-1.29	253	0.80	
Onions, Dry Yellow	per pound									1.29	7	1.29	
Onions, Dry Yellow	2 lb bag	1.79-2.50	108	1.96		0.98-1.79	20	1.06					
Onions, Dry	3 lb bag	3.00	415	3.00		2.50-3.00	158	2.77					

Wtd Avg - Simple weighted average



Commodity Variety	Unit	NORTHEAST U.S.				SOUTHEAST U.S.				MIDWEST U.S.			
		Price Range	Stores with Ads	Wtd Avg Price	% Marked Local	Price Range	Stores with Ads	Wtd Avg Price	% Marked Local	Price Range	Stores with Ads	Wtd Avg Price	% Marked Local
Yellow													
Onions, Dry Yellow Marked Sweet	per pound	0.99-3.79	361	1.40		0.79-1.49	965	1.11	7	0.79-1.49	631	1.10	
Onions, Dry Yellow Marked Sweet	2 lb bag	2.69-2.99	154	2.78		2.00	11	2.00					
Onions, Dry Yellow Marked Sweet	3 lb bag	2.99-3.99	372	3.78		2.99-3.99	51	3.21		2.99-3.49	89	3.04	
Onions, Dry Yellow Marked Sweet	5 lb bag					3.98-4.99	1,122	4.44					
Potatoes Round Red	per pound	0.99-1.29	283	1.26									
Potatoes Round Red	3 lb bag					3.99	69	3.99					
Potatoes Round Red	5 lb bag					2.50-4.99	1,109	3.39					
Potatoes Round White	5 lb bag	3.99	43	3.99		2.50	136	2.50					
Potatoes Russet	per pound	0.89-0.99	199	0.96		0.99	8	0.99		0.99	58	0.99	
Potatoes Russet	3 lb bag					1.50	8	1.50		1.88	13	1.88	
Potatoes Russet	5 lb bag	2.99-4.99	405	4.09		2.99-4.99	327	3.89		2.50-3.50	399	2.77	
Potatoes Russet	10 lb bag					1.99-6.99	258	4.95		4.99	16	4.99	
Potatoes Russet	8 lb bag	6.99	8	6.99		3.99-4.99	29	4.61					
Potatoes Yellow Type	per pound	0.99	28	0.99									
Potatoes Yellow Type	3 lb bag					2.99	48	2.99		2.49-2.99	21	2.78	
Potatoes Yellow Type	5 lb bag									1.99	8	1.99	
ONIONS AND POTATOES - ORGANIC													
Onions, Dry Yellow	per pound									1.19	11	1.19	
Onions, Dry Yellow Marked Sweet	per pound									1.69	50	1.69	
Onions, Dry Yellow Marked Sweet	2 lb bag	2.99	190	2.99						3.99	13	3.99	
Potatoes Russet	3 lb bag									3.48	10	3.48	
Potatoes Russet	5 lb bag	2.99	79	2.99									
Potatoes Yellow Type	per pound									3.99	50	3.99	
VEGETABLES													
Artichokes	each	1.25-2.99	23	2.18		2.77	188	2.77		1.50-3.46	20	2.48	
Asparagus Green	per pound	3.49	62	3.49		2.99-3.99	671	3.35		1.99-3.48	636	2.73	
Beans Round Green Type	per pound	0.99-2.99	206	1.59	8	1.48-1.89	1,179	1.82		0.89-1.88	330	1.13	
Broccoli	per pound									1.49	18	1.49	
Broccoli	per bunch					1.99-2.50	93	2.31		2.50-2.99	211	2.54	
Broccoli Baby Hybrid Type	per bunch	2.50	28	2.50									

Wtd Avg - Simple weighted average



Commodity Variety	Unit	NORTHEAST U.S.				SOUTHEAST U.S.				MIDWEST U.S.			
		Price Range	Stores with Ads	Wtd Avg Price	% Marked Local	Price Range	Stores with Ads	Wtd Avg Price	% Marked Local	Price Range	Stores with Ads	Wtd Avg Price	% Marked Local
Broccoli Crown Cut	per pound	0.97-2.49	478	1.59	43	1.69-1.99	134	1.93	29	1.88-2.14	114	2.03	
Brussels Sprouts	per pound	2.49-2.99	32	2.87						1.49-2.99	175	2.44	
Beets	per bunch	1.50-2.99	33	2.46	100								
Beets	per pound					0.50-0.69	68	0.60		0.79	186	0.79	100
Cabbage Red Type	per pound									0.88-1.29	203	1.26	97
Cabbage Round Green Type	per pound	0.49-0.79	539	0.70	22	0.47-0.79	814	0.65	11	0.49-0.89	519	0.69	44
Carrots	per pound	0.79	28	0.79									
Carrots	1 lb bag									0.99-1.89	61	1.09	
Carrots	2 lb bag									1.39-1.49	41	1.48	
Carrots	per bunch	2.99	16	2.99	100								
Carrots Baby Peeled	1 lb bag	1.00-2.00	902	1.62		0.99-1.50	151	1.34		0.99-1.50	435	1.23	
Carrots Baby Peeled	2 lb bag	2.00-3.49	487	2.22						2.55	10	2.55	
Cauliflower	each	2.49-3.99	40	3.30		2.50-3.99	800	2.98		2.49-3.00	426	2.71	
Cauliflower	per pound									0.99-1.99	244	1.35	
Celery	each	1.67-1.99	96	1.71		1.29-2.00	959	1.29		1.39-2.79	290	1.71	
Cilantro	per bunch	0.69-1.50	149	1.00	6	0.48-0.69	68	0.50		0.33-0.99	231	0.89	81
Corn-Sweet	each	0.20-0.67	797	0.49	6	0.33-0.67	1,580	0.42	1	0.34-0.75	479	0.51	3
Cucumbers	each	0.49-0.79	1,036	0.65	44	0.59-0.99	1,240	0.69	1	0.49-0.99	426	0.78	8
Cucumbers	per pound	0.99	80	0.99									
Cucumbers Long Seedless-Greenhouse	each	0.69-1.79	1,170	1.21		0.99-1.67	139	1.47		0.99-1.50	198	1.18	
Eggplant	per pound	0.99-2.49	404	1.55	11	0.50-1.49	110	0.90		0.99-1.59	244	1.13	
Garlic	per sleeve	0.99-2.50	109	1.83		1.50	2	1.50					
Greens Collard	per bunch	0.99-1.99	54	1.29	100	2.00-3.00	673	2.67					
Greens Collard	per pound	0.99-1.79	17	1.37	47	0.99	14	0.99	100				
Greens Collard	1 lb bag	2.99	48	2.99									
Greens Kale	per bunch	0.99-1.99	54	1.29	100					1.00-1.25	47	1.05	85
Greens Kale	per pound	0.99-1.79	17	1.37	47	0.99	14	0.99	100	1.49	186	1.49	100
Greens Kale	1 lb bag	2.99	48	2.99									
Greens Swiss Chard	per bunch	2.50	6	2.50	100					2.50	10	2.50	100
Lettuce, Iceberg	each	0.99-2.00	616	1.37		1.49-1.89	1,183	1.87		0.98-1.89	397	1.70	
Lettuce, Other Green Leaf	each	1.49-1.79	347	1.53									
Lettuce, Other Green Leaf	per pound	0.99-1.99	419	1.78	45	1.49-1.99	58	1.62	26	1.29	13	1.29	100



Commodity Variety	Unit	NORTHEAST U.S.				SOUTHEAST U.S.				MIDWEST U.S.			
		Price Range	Stores with Ads	Wtd Avg Price	% Marked Local	Price Range	Stores with Ads	Wtd Avg Price	% Marked Local	Price Range	Stores with Ads	Wtd Avg Price	% Marked Local
Lettuce, Other Red Leaf	each	1.49-1.79	347	1.53		1.50	2	1.50					
Lettuce, Other Red Leaf	per pound	0.99-1.99	419	1.78	45	1.49-1.99	58	1.62	26	1.29	13	1.29	100
Lettuce, Romaine	each	1.49-1.79	303	1.53	16	3.99	69	3.99					
Lettuce, Romaine	per pound	0.99-1.99	470	1.72	40	1.49-1.99	58	1.62	26	1.29-1.69	129	1.65	10
Lettuce, Romaine Hearts	3 count package	2.99-3.99	823	3.47		2.99-3.99	332	3.03		2.99-3.99	572	3.35	
Mushrooms Portobella	8 oz package	1.67-2.50	56	2.38		2.49	78	2.49		2.00-2.25	128	2.02	
Mushrooms Portobella	6 oz package	2.99-3.99	269	3.19						3.49-3.99	32	3.76	
Mushrooms White	8 oz package	1.50-2.50	766	1.97		1.50-2.29	169	1.88		0.99-2.50	312	1.36	
Onions Green	per bunch	0.40-0.67	361	0.65		0.50	46	0.50		0.33-0.75	160	0.65	
Peppers, Bell Type Green	per pound	0.99-1.99	363	1.54	3	0.79-1.48	58	0.87		1.49-1.79	38	1.61	
Peppers, Bell Type Green	each	0.75-1.00	713	0.90	5	0.50-1.00	1,299	0.80	9	0.66-1.33	368	0.90	
Peppers, Bell Type Orange	per pound	2.99-3.99	257	3.15		1.67-3.49	1,355	3.19		2.49-3.99	245	2.59	
Peppers, Bell Type Orange	each	1.25-1.67	661	1.65		1.19-1.67	608	1.31		0.99-1.50	385	1.44	
Peppers, Bell Type Orange-Greenhouse	each									1.50	36	1.50	
Peppers, Bell Type Red	per pound	2.99-3.99	257	3.15		1.67-3.49	1,355	3.19		1.99-3.99	269	2.53	
Peppers, Bell Type Red	each	1.25-1.67	661	1.65		1.19-1.67	608	1.31		0.99-1.50	407	1.44	
Peppers, Bell Type Red-Greenhouse	each									1.50	36	1.50	
Peppers, Bell Type Yellow	per pound	2.99-3.99	257	3.15		1.67-3.49	1,355	3.19		0.99-3.99	260	2.50	
Peppers, Bell Type Yellow	each	1.25-1.67	661	1.65		1.19-1.67	608	1.31		0.99-1.50	419	1.44	
Peppers, Bell Type Yellow-Greenhouse	each									1.50	36	1.50	
Peppers, Other Jalapeno	per pound	1.29-1.99	16	1.64	50	0.99	207	0.99		0.69-1.69	255	0.78	
Peppers, Other Mixed Mini Sweet Types	1 lb package	3.49	8	3.49		3.99	453	3.99		3.49	17	3.49	
Peppers, Other Serrano	per pound					1.29	16	1.29		0.78-0.99	42	0.90	
Radishes	per bunch	0.99-1.99	170	1.35	22	1.50	2	1.50		0.88-0.99	106	0.91	
Radishes	1 lb bag									1.50-1.99	88	1.67	
Salad Mixed Types	10 - 12 oz package	2.00-4.99	1,588	3.16		1.79-3.99	1,147	3.01		1.25-3.29	329	2.70	
Salad Mixed Types	5 - 9 oz package	2.00-3.50	1,021	3.14		1.79-3.50	1,019	3.00		1.25-3.50	587	3.02	
Spinach	per bunch									0.99-1.69	240	1.67	
Spinach Flat, Baby Type	10 oz package					3.99	43	3.99		3.29	8	3.29	
Spinach Flat, Baby Type	8 oz package	2.99	7	2.99		1.95-3.00	218	2.34					
Spinach Flat, Baby Type	5 - 6 oz package	3.99	37	3.99						3.00	16	3.00	
Squash Acorn	per pound	0.49	9	0.49									

Wtd Avg - Simple weighted average



Commodity Variety	Unit	NORTHEAST U.S.				SOUTHEAST U.S.				MIDWEST U.S.			
		Price Range	Stores with Ads	Wtd Avg Price	% Marked Local	Price Range	Stores with Ads	Wtd Avg Price	% Marked Local	Price Range	Stores with Ads	Wtd Avg Price	% Marked Local
Squash Grey	per pound	1.49	48	1.49						0.79	15	0.79	
Squash Yellow Crookneck/Straightneck	per pound	0.99-1.99	1,063	1.56	34	0.99-1.99	1,368	1.53	5	0.89-1.69	1,112	1.18	7
Squash Zucchini	per pound	0.88-1.99	1,514	1.51	25	0.99-1.99	1,696	1.48	1	0.79-1.69	2,029	1.22	4
Sweet Potatoes	per pound	0.79-1.29	346	1.17		0.78-0.99	783	0.92		0.69-1.08	46	0.87	
Tomatoes	per pound	0.99-2.49	282	2.00		0.99-1.79	654	1.67	17	0.89-2.49	152	1.57	47
Tomatoes Vine Ripe - Heirloom Varieties	per pound					3.99	119	3.99		3.99	24	3.99	
Tomatoes Vine Ripe - Heirloom Varieties-Greenhouse	per pound	2.99-3.49	30	3.32						1.99-2.99	286	2.62	
Tomatoes Vine Ripes	per pound	1.29-2.49	529	1.87	7	0.98-2.49	1,351	1.96	1	0.79-1.99	418	1.83	56
Tomatoes Vine Ripes-Greenhouse	per pound	1.49-2.49	253	2.09		1.58-1.99	1,219	1.82		1.39	7	1.39	
Tomatoes Vine Ripes, On The Vine-Greenhouse	per pound	1.29-1.99	1,056	1.73	2	1.48-1.99	154	1.72		0.89-2.88	478	2.12	2
Tomatoes, Cherry	1 pint package									2.50	61	2.50	
Tomatoes, Grape Type	1 pint package	2.00-3.00	825	2.60		1.50-3.00	239	2.89		1.50-3.00	138	2.39	
Tomatoes, Grape Type	10 oz package	1.99-3.99	342	3.03		1.89	11	1.89		1.50-1.99	437	1.58	
Tomatoes, Plum Type Roma	per pound	0.89-1.99	308	1.06	24	0.79-1.09	1,205	0.91	79	0.69-1.49	423	1.00	
Tomatillos	per pound					0.99	16	0.99		0.69-2.39	236	0.80	

VEGETABLES - ORGANIC

Asparagus Green	per pound									3.99	10	3.99	
Broccoli	per pound					2.77	31	2.77					
Broccoli	per bunch	3.29	5	3.29						3.99	35	3.99	
Carrots	1 lb bag	1.29	43	1.29						1.49	11	1.49	
Carrots Baby Peeled	1 lb bag	1.50-2.50	561	2.14		1.49	188	1.49		1.49-2.00	500	1.60	
Carrots Baby Peeled	2 lb bag					1.67	453	1.67					
Cauliflower	each	3.99	556	3.99						2.49	19	2.49	
Celery	each	1.99-2.99	248	2.78						1.29-2.29	13	1.75	
Celery Hearts	each	3.00-3.99	144	3.56		3.00-3.49	80	3.48					
Cilantro	per bunch	1.49-1.99	135	1.52									
Cucumbers	each	1.67	6	1.67						0.69-1.99	31	1.49	
Cucumbers Long Seedless-Greenhouse	each	2.00-2.99	112	2.64									
Greens Collard	per bunch	2.50	16	2.50	100								

Wtd Avg - Simple weighted average



Commodity Variety	Unit	NORTHEAST U.S.				SOUTHEAST U.S.				MIDWEST U.S.			
		Price Range	Stores with Ads	Wtd Avg Price	% Marked Local	Price Range	Stores with Ads	Wtd Avg Price	% Marked Local	Price Range	Stores with Ads	Wtd Avg Price	% Marked Local
Greens Kale	per bunch	2.49-2.50	23	2.50	70					1.50-1.67	36	1.61	67
Lettuce, Other Green Leaf	each	2.49-2.50	86	2.49	100					1.79	11	1.79	
Lettuce, Other Red Leaf	each	2.49-2.50	86	2.49	100					1.79	11	1.79	
Lettuce, Romaine	each	2.49-2.50	86	2.49	100								
Lettuce, Romaine Hearts	3 count package	3.99-4.99	42	4.37		4.49	78	4.49		2.99-3.99	81	3.58	
Mushrooms Portobella	per pound									5.69	11	5.69	
Mushrooms Portobella	6 oz package	3.99	21	3.99									
Mushrooms White	8 oz package	3.99	28	3.99						2.49-3.29	71	3.04	
Onions Green	per bunch	0.99	73	0.99		0.99	78	0.99					
Peppers, Bell Type Orange	per pound	5.99	86	5.99						2.99	6	2.99	
Peppers, Bell Type Red	per pound	5.99	86	5.99						2.99	6	2.99	
Peppers, Bell Type Yellow	per pound	5.99	86	5.99						2.99	6	2.99	
Peppers, Other Jalapeno	per pound									3.69	11	3.69	
Peppers, Other Mixed Mini Sweet Types	1 lb package	4.99	3	4.99						3.99	6	3.99	
Salad Mixed Types	1 lb bag					5.99	78	5.99					
Salad Mixed Types	10 - 12 oz package	4.99-7.00	121	5.98									
Salad Mixed Types	5 - 9 oz package	2.99-4.99	938	3.79		3.99	2	3.99		2.99-3.99	301	3.15	
Spinach Flat, Baby Type	5 - 6 oz package	3.00-4.99	120	3.82									
Squash Yellow Crookneck/Straightneck	per pound	2.99	136	2.99						2.49	19	2.49	
Squash Zucchini	per pound	2.29-2.99	141	2.97						2.49	19	2.49	
Sweet Potatoes	per pound	1.99	37	1.99		1.99	2	1.99					
Tomatoes	per pound	2.49	57	2.49						2.59	11	2.59	
Tomatoes Vine Ripe - Heirloom Varieties-Greenhouse	per pound					3.99	38	3.99		3.99	50	3.99	
Tomatoes Vine Ripes	per pound	2.49	3	2.49									
Tomatoes Vine Ripes, On The Vine-Greenhouse	per pound									1.99-2.99	27	2.29	
Tomatoes, Grape Type	1 pint package	2.50-3.50	349	3.46						2.50	48	2.50	
Tomatoes, Grape Type	10 oz package					2.49	957	2.49					
OTHER SPECIALTY CROPS ITEMS													
Hemp Protein	16 oz package					19.99	31	19.99					
Hemp Seeds-Shelled	8 oz					8.49	31	8.49					

Wtd Avg - Simple weighted average



Commodity Variety	Unit	NORTHEAST U.S.				SOUTHEAST U.S.				MIDWEST U.S.			
		Price Range	Stores with Ads	Wtd Avg Price	% Marked Local	Price Range	Stores with Ads	Wtd Avg Price	% Marked Local	Price Range	Stores with Ads	Wtd Avg Price	% Marked Local
	package												
OTHER SPECIALTY CROPS ITEMS - ORGANIC													
Hemp Seeds-Shelled	7 oz package					11.99	31	11.99					
Hemp Seeds-Shelled	8 oz package					11.19-11.99	69	11.55		11.19	50	11.19	
Hemp Seeds-Shelled	12 oz package					14.99	31	14.99					
Hemp Seeds-Shelled	16 oz package					14.99	31	14.99					
SEASONAL ITEMS													
Chayote	each	0.50	9	0.50									
Gladiola	bunched 10s									5.00	152	5.00	
Gladiola	bunched 5s									5.98	29	5.98	
Rose, Hybrid Tea	bunched 12s	9.99	24	9.99		9.99	109	9.99		6.99-9.99	232	7.58	

Commodity Variety	Unit	SOUTH CENTRAL U.S.				SOUTHWEST U.S.				NORTHWEST U.S.			
		Price Range	Stores with Ads	Wtd Avg Price	% Marked Local	Price Range	Stores with Ads	Wtd Avg Price	% Marked Local	Price Range	Stores with Ads	Wtd Avg Price	% Marked Local
FRUITS													
Apples Fuji	per pound	0.99	5	0.99		0.79-0.99	345	0.95		0.99-1.49	33	1.16	
Apples Fuji	3 lb bag	4.98	21	4.98									
Apples Gala	per pound					0.88-0.99	61	0.89					
Apples Granny Smith	per pound					0.33-0.99	70	0.93					
Apples Granny Smith	3 lb bag	4.98-4.99	70	4.99									
Apples Honeycrisp	per pound	1.49-2.79	353	2.46		0.98	56	0.98		1.49-2.99	69	2.88	93
Apples Pink Lady/Cripps Pink	per pound	1.29	38	1.29		0.89	10	0.89		0.99-1.29	27	1.10	
Apples Pink Lady/Cripps Pink	3 lb bag	4.98-4.99	70	4.99									
Apples Red Delicious	per pound	0.99	145	0.99		0.99-1.79	216	1.05		1.79	28	1.79	
Apples, Processed Juice	64 oz (1/2 gallon)	0.99-3.00	390	1.47		1.68-3.49	1,153	2.26		1.79-3.19	168	2.04	
Apples, Processed Juice	128 oz (1 gallon)	5.79	40	5.79									
Apples, Processed Juice Marked Cider	64 oz (1/2 gallon)	0.99	6	0.99									

Wtd Avg - Simple weighted average



Commodity Variety	Unit	SOUTH CENTRAL U.S.				SOUTHWEST U.S.				NORTHWEST U.S.			
		Price Range	Stores with Ads	Wtd Avg Price	% Marked Local	Price Range	Stores with Ads	Wtd Avg Price	% Marked Local	Price Range	Stores with Ads	Wtd Avg Price	% Marked Local
Apricots	per pound	3.49	25	3.49		3.99	8	3.99		2.48-2.99	34	2.71	
Avocados Hass	each	0.50-2.00	627	1.13		0.50-2.50	1,051	1.47	24	0.79-3.98	172	1.38	
Avocados Various Greenskin Varieties	each	2.99	49	2.99									
Bananas	per pound	0.48-0.67	96	0.61		0.44-0.50	113	0.48		0.48	19	0.48	
Blueberries	6 oz package	2.99-3.34	227	3.26		2.00-3.99	141	3.71		2.50	121	2.50	
Blueberries	1 pint package	1.99-3.99	764	2.67						3.49	206	3.49	
Blueberries	18 oz package	2.88-3.99	383	3.54		2.49-5.00	1,123	3.85		2.99-3.99	163	3.70	
Cantaloups	each	1.49-3.99	1,399	2.46	1	0.33-3.50	1,668	2.69	15	2.49-3.30	64	2.89	
Cantaloups	per pound					0.25-0.89	807	0.49		0.38-0.99	106	0.67	
Cherries Rainier	per pound	5.99-7.49	62	6.88		6.99	356	6.99		5.99	9	5.99	100
Cherries Red Varieties	per pound	2.47-5.99	1,654	4.24		2.79-9.99	1,755	5.16		3.99-5.99	541	5.20	17
Clementines	3 lb bag	4.89	292	4.89		2.99-4.99	548	4.58		5.69	71	5.69	
Clementines	2 lb bag	1.99	178	1.99									
Fruit, Other Cactus Pears	each					0.20-0.25	14	0.23					
Grapefruit Red	each					0.69	54	0.69					
Grapes Black Seedless	per pound	1.89-2.69	66	2.49		2.49-2.99	312	2.90	82	2.49	17	2.49	
Grapes Red Globe	per pound	2.99	49	2.99									
Grapes Red Seedless	per pound	0.97-2.29	579	1.58		1.49-3.99	1,033	2.76	25	1.25-3.99	287	1.76	
Grapes White Seedless Type	per pound	1.49-1.99	292	1.72		0.99-3.99	1,144	2.51	22	1.49-3.99	141	2.28	
Honeydews	each	3.99	38	3.99						1.50-3.98	10	2.24	
Honeydews	per pound	0.99	5	0.99		0.79-1.49	180	0.98		0.38	18	0.38	
Kiwifruit Hayward	each	0.33-0.50	201	0.38		0.33-0.50	89	0.41					
Lemons	each	0.34-1.00	88	0.83		0.50	9	0.50		0.75	36	0.75	
Lemons	per pound					0.99	47	0.99		0.69	5	0.69	
Lemons	2 lb bag	3.49-3.99	148	3.94									
Limes	each	0.07-0.88	394	0.44		0.10-0.34	100	0.24		0.13-0.50	79	0.38	
Limes	per pound					0.50-0.99	151	0.65					
Mangoes	each	0.33-1.25	449	0.76		0.20-1.99	1,393	0.87		0.50	18	0.50	
Mangoes	per pound					0.89	54	0.89					
Misc Berries Blackberries	5.6 - 6 oz package	1.49-3.34	634	2.81	4	2.99-3.99	702	3.16		2.77-3.49	366	3.20	
Nectarines Various White Flesh Varieties	per pound	0.99-2.49	251	2.05		0.79-3.49	1,011	2.00	31	0.99-2.99	551	1.90	
Nectarines Various Yellow Flesh	per pound	0.97-2.99	1,205	1.67		0.50-3.49	2,203	2.44	54	0.99-2.99	638	1.96	

Wtd Avg - Simple weighted average



Commodity Variety	Unit	SOUTH CENTRAL U.S.				SOUTHWEST U.S.				NORTHWEST U.S.			
		Price Range	Stores with Ads	Wtd Avg Price	% Marked Local	Price Range	Stores with Ads	Wtd Avg Price	% Marked Local	Price Range	Stores with Ads	Wtd Avg Price	% Marked Local
Varieties													
Oranges Navel	per pound	0.99	68	0.99									
Oranges Navel	3 lb bag	4.99	8	4.99									
Papaya Maradol/Tainung Types	per pound	0.58-1.49	454	0.96		0.50-1.25	331	0.76		0.99	15	0.99	
Papaya Solo Type	per pound	0.99	144	0.99		0.99	102	0.99					
Peaches Various White Flesh Varieties	per pound	0.99-2.49	246	2.06		0.98-3.49	974	1.71	60	0.99-2.99	548	1.90	
Peaches Various Yellow Flesh Varieties	per pound	0.98-2.99	1,385	1.84	1	0.50-3.49	2,216	2.31	66	0.99-2.99	601	1.94	
Pears Bartlett	per pound	1.99	16	1.99		0.99	45	0.99		1.49	23	1.49	
Pears D'Anjou	per pound	1.49	8	1.49									
Pineapples	each	0.69-5.98	361	2.13		0.99-3.49	249	1.26		3.99	64	3.99	
Pineapples	per pound					0.50-0.99	284	0.78					
Plums	per pound	1.29-2.99	254	2.11		0.79-2.99	762	2.45	47	1.77-3.49	278	2.11	
Plums Interspecific Type	per pound	1.99-2.99	182	2.65		3.49	15	3.49		1.99-2.99	43	2.15	
Raspberries Red	6 oz package	1.49-3.34	639	2.53		2.00-3.99	732	3.05		2.77-3.99	444	3.22	
Strawberries	1 lb package	1.49-3.34	968	2.39		0.99-3.99	1,279	3.16	20	1.88-4.49	92	2.76	
Strawberries	2 lb package	2.48-4.99	598	3.36		3.98-4.99	713	4.67		2.48-3.99	490	3.67	
Tangerines	3 lb bag	3.47-6.99	826	4.53		2.99	123	2.99		4.99-5.99	81	5.78	
Watermelons Red Flesh Seeded Type	each					5.98	146	5.98					
Watermelons Red Flesh Seedless Miniature	each	2.00-3.99	575	3.34		1.50-3.50	635	3.00		1.50-3.89	196	2.99	
Watermelons Red Flesh Seedless Type	each	2.97-6.99	848	4.91		3.50-5.99	743	3.61	34				
Watermelons Red Flesh Seedless Type	per pound					0.25-0.59	501	0.49		0.47-0.89	338	0.74	
FRUITS - ORGANIC													
Apples Fuji	per pound									3.99	9	3.99	
Apples Fuji	2 lb bag					3.99	152	3.99					
Apples Gala	per pound	2.29-2.49	177	2.44						2.29	19	2.29	
Apples Gala	2 lb bag	5.99	25	5.99		3.99	152	3.99					
Apples Granny Smith	per pound									1.29	17	1.29	
Apples, Processed Juice	64 oz (1/2 gallon)	3.29	24	3.29		3.29	317	3.29					
Apricots	per pound	3.99	45	3.99		3.99	9	3.99		3.29-3.99	25	3.82	

Wtd Avg - Simple weighted average



Commodity Variety	Unit	SOUTH CENTRAL U.S.				SOUTHWEST U.S.				NORTHWEST U.S.			
		Price Range	Stores with Ads	Wtd Avg Price	% Marked Local	Price Range	Stores with Ads	Wtd Avg Price	% Marked Local	Price Range	Stores with Ads	Wtd Avg Price	% Marked Local
Avocados Hass	each	0.99-3.49	214	2.53		0.99-1.79	31	1.33		0.99-1.50	83	1.38	
Blueberries	6 oz package	2.50-4.00	274	3.65		2.50-4.99	485	3.83		2.99-3.99	29	3.68	31
Blueberries	1 pint package	4.99	178	4.99		3.98	146	3.98					
Blueberries	18 oz package					4.99-6.99	370	5.28					
Cantaloups	each	2.99	5	2.99									
Cantaloups	per pound					0.99	12	0.99		1.29	11	1.29	
Cherries Red Varieties	per pound	3.99	5	3.99									
Grapes Black Seedless	per pound	2.98	99	2.98		2.98	146	2.98		3.99	11	3.99	
Grapes Red Seedless	per pound	2.98-2.99	148	2.98		2.49-3.79	370	2.99		2.48-3.99	276	3.51	
Grapes White Seedless Type	per pound	1.98-2.99	177	2.86		2.98-3.79	392	3.00		2.48-3.99	276	3.51	
Lemons	each									0.98	3	0.98	
Mangoes	each					2.29	4	2.29		2.00	17	2.00	
Misc Berries Blackberries	5.6 - 6 oz package	2.99-4.00	402	3.65		2.50-3.50	535	3.41		3.49	123	3.49	
Nectarines Various Yellow Flesh Varieties	per pound	1.99-2.99	50	2.89		2.99-3.49	314	3.41		2.48-2.99	38	2.74	
Oranges Valencia	per pound					1.79	152	1.79					
Peaches Various White Flesh Varieties	per pound					4.29	8	4.29					
Peaches Various Yellow Flesh Varieties	per pound	2.99	45	2.99		2.99-4.29	398	3.41		2.48-2.99	38	2.74	
Pineapples	each					4.99	1	4.99					
Plums	per pound	2.99	45	2.99		1.99	12	1.99		2.48-2.99	31	2.68	
Plums Interspecific Type	per pound	3.49	45	3.49						3.49	19	3.49	
Raspberries Red	6 oz package	2.99-4.00	442	3.68		3.49-3.50	493	3.49		3.49	123	3.49	
Strawberries	1 lb package	2.48-4.99	731	3.72		2.99-4.99	396	3.60		2.48-4.99	64	3.87	
Strawberries	2 lb package					4.99	317	4.99					
Watermelons Red Flesh Seedless Miniature	each									4.99	19	4.99	
Watermelons Red Flesh Seedless Type	each					6.99	146	6.99					
Watermelons Red Flesh Seedless Type	per pound					1.25	4	1.25		0.89	11	0.89	
ONIONS AND POTATOES													
Onions, Dry Red	per pound	1.49-1.69	51	1.56		0.60-1.48	42	1.35		0.88-1.49	72	1.42	
Onions, Dry White	per pound	0.48-0.99	370	0.75		0.50-1.48	328	0.78		0.88-1.49	36	1.35	

Wtd Avg - Simple weighted average



Commodity Variety	Unit	SOUTH CENTRAL U.S.				SOUTHWEST U.S.				NORTHWEST U.S.			
		Price Range	Stores with Ads	Wtd Avg Price	% Marked Local	Price Range	Stores with Ads	Wtd Avg Price	% Marked Local	Price Range	Stores with Ads	Wtd Avg Price	% Marked Local
Onions, Dry White	2 lb bag	0.69	23	0.69		1.99	96	1.99					
Onions, Dry Yellow	per pound	0.69-0.98	32	0.88		0.39-0.69	21	0.54		0.89-1.28	43	1.09	40
Onions, Dry Yellow Marked Sweet	per pound	0.97-1.39	353	1.15	3	1.99	12	1.99		0.89-1.49	232	1.34	21
Onions, Dry Yellow Marked Sweet	2 lb bag	4.99	8	4.99									
Onions, Dry Yellow Marked Sweet	3 lb bag	3.58-4.99	58	4.22									
Potatoes Round Red	per pound	0.77	68	0.77						1.49	40	1.49	100
Potatoes Round White	per pound	0.77-1.50	79	0.87		1.19-1.29	21	1.24					
Potatoes Russet	per pound					0.99	190	0.99					
Potatoes Russet	3 lb bag	1.50	47	1.50									
Potatoes Russet	5 lb bag	1.49-2.98	337	2.26		2.00-2.49	13	2.34		1.99-2.50	74	2.21	
Potatoes Russet	10 lb bag					2.99	52	2.99					
Potatoes Yellow Type	5 lb bag									2.50	5	2.50	

ONIONS AND POTATOES - ORGANIC

Onions, Dry Red	per pound									2.29	206	2.29	
Onions, Dry White	per pound									2.29	206	2.29	
Onions, Dry Yellow	per pound	1.19	82	1.19		1.19	18	1.19		1.19	19	1.19	
Onions, Dry Yellow Marked Sweet	per pound	1.69	45	1.69						1.49-1.98	33	1.65	33
Onions, Dry Yellow Marked Sweet	3 lb bag	4.99	10	4.99									
Potatoes Russet	5 lb bag					5.99	9	5.99					

VEGETABLES

Artichokes	each	1.50	44	1.50		2.49-3.99	232	2.88		2.00-3.49	36	3.16	
Asparagus Green	per pound	2.49-3.99	448	2.76		1.99-4.99	995	2.88		2.49	138	2.49	
Beans Round Green Type	per pound	1.50	68	1.50		0.79-0.99	43	0.96					
Broccoli	per bunch	2.50-3.00	89	2.78									
Broccoli Crown Cut	per pound	1.49-2.14	79	1.98		0.99	190	0.99		1.99	79	1.99	81
Brussels Sprouts	per pound	2.49	314	2.49		2.49-2.99	542	2.78		2.49	138	2.49	
Beets	per pound					0.33	7	0.33					
Cabbage Round Green Type	per pound	0.50-0.79	193	0.66		0.49-1.29	86	0.84		0.99-1.29	43	1.19	
Carrots	per pound	0.50	68	0.50		0.39-0.50	61	0.49					
Carrots	1 lb bag	0.49	178	0.49		0.69	47	0.69					
Carrots	2 lb bag	1.49	12	1.49						1.79	40	1.79	



Commodity Variety	Unit	SOUTH CENTRAL U.S.				SOUTHWEST U.S.				NORTHWEST U.S.			
		Price Range	Stores with Ads	Wtd Avg Price	% Marked Local	Price Range	Stores with Ads	Wtd Avg Price	% Marked Local	Price Range	Stores with Ads	Wtd Avg Price	% Marked Local
Carrots Baby Peeled	1 lb bag	0.99-1.50	388	1.21		0.98-1.69	922	1.30		1.50-2.79	45	2.30	
Carrots Baby Peeled	2 lb bag									2.50-2.79	11	2.66	
Cauliflower	each	1.50-3.49	187	2.85		1.50-2.49	16	2.18					
Cauliflower	per pound	0.99	5	0.99		0.69-0.99	329	0.96		1.29-1.99	89	1.91	72
Celery	each	1.19	17	1.19		0.50-1.79	312	1.40	27	1.50	18	1.50	
Celery	per pound					0.99	47	0.99		0.79-1.29	26	1.12	
Cilantro	per bunch	0.25-0.33	246	0.33		0.33	62	0.33		0.69	17	0.69	
Corn-Sweet	each	0.25-1.24	590	0.47		0.33-0.79	1,384	0.56	30	0.50-0.67	161	0.52	
Cucumbers	each	0.33-0.99	627	0.59	13	0.25-1.25	728	0.74		0.75-0.99	94	0.81	
Cucumbers	per pound					0.99	10	0.99					
Cucumbers Long Seedless-Greenhouse	each	0.99	12	0.99		0.99-1.50	89	1.18		1.50-2.00	40	1.71	
Eggplant	per pound	0.99-1.59	132	1.44	19	1.49	23	1.49					
Garlic	per sleeve	0.98-1.19	85	1.15		0.99-1.67	115	1.40					
Greens Collard	per bunch	1.29-1.49	42	1.41									
Greens Collard	1 lb bag	3.00	49	3.00									
Greens Kale	per bunch					0.89	5	0.89					
Greens Mustard	per bunch	1.29	17	1.29									
Lettuce, Iceberg	each	1.48-1.77	102	1.54		0.50-1.29	280	0.94		1.79	206	1.79	
Lettuce, Other Green Leaf	each	1.00	8	1.00		0.99	190	0.99		0.99-1.79	402	1.62	11
Lettuce, Other Red Leaf	each	1.00	8	1.00		0.99	190	0.99		0.99-1.79	402	1.62	11
Lettuce, Romaine	each	1.00	8	1.00		0.99-1.49	199	1.01		0.99-1.79	385	1.63	7
Lettuce, Romaine Hearts	3 count package	2.99-3.99	102	3.48		2.00-3.99	14	3.39		2.99	20	2.99	
Mushrooms White	per pound	3.99	10	3.99									
Mushrooms White	8 oz package	1.50-2.50	383	2.20		0.99-1.99	235	1.18		1.99-2.50	45	2.38	
Onions Green	per bunch	0.33-0.49	34	0.38		0.25-0.99	83	0.44		0.69-0.99	65	0.82	
Peppers, Bell Type Green	per pound					1.29	5	1.29					
Peppers, Bell Type Green	each	0.25-0.89	381	0.57	7	0.25-1.25	456	0.89		0.79-1.25	43	1.04	
Peppers, Bell Type Orange	per pound					0.99	7	0.99					
Peppers, Bell Type Orange	each	1.25-1.66	397	1.32		0.99-1.50	415	1.23		1.25-1.29	42	1.26	
Peppers, Bell Type Orange-Greenhouse	each	1.34	25	1.34						1.50	5	1.50	
Peppers, Bell Type Red	per pound					0.99-3.29	15	2.22					
Peppers, Bell Type Red	each	1.25-1.66	415	1.34		0.40-1.50	511	1.08		1.25-1.29	42	1.26	
Peppers, Bell Type	each	1.34	25	1.34						1.50	5	1.50	

Wtd Avg - Simple weighted average



Commodity Variety	Unit	SOUTH CENTRAL U.S.				SOUTHWEST U.S.				NORTHWEST U.S.			
		Price Range	Stores with Ads	Wtd Avg Price	% Marked Local	Price Range	Stores with Ads	Wtd Avg Price	% Marked Local	Price Range	Stores with Ads	Wtd Avg Price	% Marked Local
Red-Greenhouse													
Peppers, Bell Type Yellow	per pound					0.99	7	0.99					
Peppers, Bell Type Yellow	each	1.25-1.66	415	1.34		0.99-1.50	415	1.23		1.25-1.29	42	1.26	
Peppers, Bell Type Yellow-Greenhouse	each	1.34	25	1.34						1.50	5	1.50	
Peppers, Other Jalapeno	per pound	0.58-1.69	418	1.03		0.50-1.29	441	0.86		0.99-1.29	33	1.15	
Peppers, Other Mixed Mini Sweet Types	1 lb package	3.99	105	3.99						3.99	53	3.99	
Peppers, Other Serrano	per pound	0.49-0.89	106	0.81		0.99-1.50	13	1.15					
Radishes	per bunch					0.33	37	0.33		0.69	37	0.69	
Salad Mixed Types	1 lb bag					1.33	264	1.33					
Salad Mixed Types	10 - 12 oz package	2.50-3.99	250	3.27		0.99-3.00	515	2.13		1.19-3.50	137	2.93	
Salad Mixed Types	5 - 9 oz package	2.50-3.00	50	2.82		2.00-3.00	336	2.78		2.00-3.50	132	3.11	
Spinach	per bunch					0.50-2.00	79	0.94					
Spinach Flat, Baby Type	10 oz package									1.98-2.50	13	2.18	
Spinach Flat, Baby Type	1 lb package					2.50	45	2.50					
Spinach Flat, Baby Type	8 oz package	2.50	6	2.50		2.00-3.33	114	2.60		2.50	5	2.50	
Spinach Flat, Baby Type	9 oz package									2.50	5	2.50	
Squash Grey	per pound	0.77-0.98	140	0.81		0.88	47	0.88					
Squash Yellow Crookneck/Straightneck	per pound	0.88-1.69	281	1.45	33	0.98	16	0.98					
Squash Zucchini	per pound	0.97-1.69	686	1.18	13	0.69-1.19	98	0.93		1.69	6	1.69	
Sweet Potatoes	per pound	0.50-0.99	257	0.82		0.69-0.79	10	0.74					
Tomatoes	per pound	1.48-1.70	72	1.63	32	0.88-2.39	64	1.07		1.48	17	1.48	
Tomatoes Vine Ripe - Heirloom Varieties-Greenhouse	per pound	2.99-3.99	211	3.15	12	1.29-2.98	195	2.60		2.99	64	2.99	
Tomatoes Vine Ripes	per pound	1.48-2.99	289	2.03	32	1.48	146	1.48		1.49	20	1.49	
Tomatoes Vine Ripes-Greenhouse	per pound	1.49-2.69	27	1.85						1.49-1.69	45	1.51	89
Tomatoes Vine Ripes, On The Vine-Greenhouse	per pound	1.28-2.88	438	1.67		0.69-3.49	965	2.59		0.99-2.49	238	2.38	
Tomatoes, Grape Type	1 pint package	2.50	87	2.50		1.50	11	1.50		1.50-4.99	50	2.58	
Tomatoes, Grape Type	10 oz package	1.47-2.79	376	1.83	6	1.50-3.00	875	2.13		1.50-3.49	161	3.30	
Tomatoes, Plum Type Roma	per pound	0.79-1.49	383	0.97	13	0.50-2.49	703	0.96		1.58-2.49	39	2.23	
Tomatillos	per pound	0.59-2.39	219	1.29		0.50-1.50	452	0.90					
Vegetables Other Cactus Leaf (Nopales)	per pound	0.59-0.69	79	0.60						1.49	18	1.49	



Commodity Variety	Unit	SOUTH CENTRAL U.S.				SOUTHWEST U.S.				NORTHWEST U.S.			
		Price Range	Stores with Ads	Wtd Avg Price	% Marked Local	Price Range	Stores with Ads	Wtd Avg Price	% Marked Local	Price Range	Stores with Ads	Wtd Avg Price	% Marked Local
VEGETABLES - ORGANIC													
Artichokes	each					3.99	1	3.99					
Broccoli	per pound					1.88-2.49	704	1.98		1.99	9	1.99	100
Broccoli	per bunch	2.77	99	2.77		2.99	261	2.99					
Broccoli Crown Cut	per pound					2.77	4	2.77					
Beets	per bunch	3.00	178	3.00		1.99	13	1.99		2.50	10	2.50	
Cabbage Round Green Type	per pound									1.49	21	1.49	
Carrots	2 lb bag	3.49	16	3.49						1.98	3	1.98	
Carrots	per bunch	2.50	11	2.50		1.99	17	1.99	47				
Carrots Baby Peeled	1 lb bag	1.49-2.50	255	1.70		1.29-2.79	500	1.51		1.49	15	1.49	
Carrots Baby Peeled	2 lb bag	3.49	116	3.49									
Cauliflower	per pound	2.99	5	2.99		1.99-2.99	563	2.00		1.99	9	1.99	100
Celery	each	1.99	25	1.99		2.49	171	2.49					
Celery Hearts	each					2.50	11	2.50		2.50	18	2.50	
Cilantro	per bunch					0.89-1.29	164	0.92	93	1.50	7	1.50	100
Corn-Sweet	each									1.50	11	1.50	
Cucumbers	each					1.49-2.50	323	1.97		1.49-1.50	34	1.50	82
Greens Kale	per bunch	3.00	178	3.00		1.67	16	1.67					
Greens Swiss Chard	per bunch	3.00	178	3.00		2.69	9	2.69					
Lettuce, Other Green Leaf	each	1.79	82	1.79		1.79-2.77	56	2.22	14	1.79	19	1.79	
Lettuce, Other Green Leaf	per pound									2.00	7	2.00	100
Lettuce, Other Red Leaf	each	1.79	82	1.79		1.79-2.50	52	2.18	15	1.79	19	1.79	
Lettuce, Other Red Leaf	per pound									2.00	7	2.00	100
Lettuce, Romaine Hearts	3 count package	3.50-3.99	118	3.74		3.99	9	3.99					
Mushrooms Portobella	per pound	5.69	82	5.69		5.69-9.99	22	6.47		5.69	19	5.69	
Mushrooms White	8 oz package	2.69-3.29	30	2.81		2.39-3.99	111	2.52					
Onions Green	per bunch					0.89	152	0.89	100	0.79	9	0.79	100
Peppers, Other Jalapeno	per pound	3.69	82	3.69		3.69	18	3.69		3.69	19	3.69	
Radishes	per bunch					0.89-1.59	156	0.91	97				
Salad Mixed Types	5 - 9 oz package	3.34-3.99	297	3.56		2.33-3.79	113	2.63		2.50-3.79	388	3.01	
Spinach Flat, Baby Type	5 - 6 oz package	3.34	172	3.34		2.50	45	2.50		2.50	163	2.50	
Squash Zucchini	per pound					2.69-2.79	27	2.75		1.98-2.79	85	2.39	
Tomatoes	per pound	2.59	82	2.59		2.59	18	2.59		2.59	19	2.59	

Wtd Avg - Simple weighted average



Commodity Variety	Unit	SOUTH CENTRAL U.S.				SOUTHWEST U.S.				NORTHWEST U.S.			
		Price Range	Stores with Ads	Wtd Avg Price	% Marked Local	Price Range	Stores with Ads	Wtd Avg Price	% Marked Local	Price Range	Stores with Ads	Wtd Avg Price	% Marked Local
Tomatoes Vine Ripe - Heirloom Varieties-Greenhouse	per pound	3.99	45	3.99		3.99	53	3.99		3.99-4.99	237	4.91	
Tomatoes Vine Ripes, On The Vine-Greenhouse	per pound	2.99	11	2.99									
Tomatoes, Cherry	1 pint package					4.99-5.49	25	5.33	68	3.00	17	3.00	
Tomatoes, Grape Type	1 pint package									3.00	17	3.00	
Tomatoes, Grape Type	10 oz package					4.99	12	4.99					
OTHER SPECIALTY CROPS ITEMS													
Hemp Seeds-Shelled	8 oz package					9.49	53	9.49					
Hemp Seeds-Shelled	12 oz package					12.50	53	12.50					
OTHER SPECIALTY CROPS ITEMS - ORGANIC													
Hemp Protein	16 oz package					13.99	53	13.99					
Hemp Seeds-Shelled	7 oz package					10.99	53	10.99					
SEASONAL ITEMS													
Chayote	per pound					0.99-1.49	20	1.27					
Chayote	each					0.33	7	0.33					
Rose, Hybrid Tea	bunched 12s	10.00	11	10.00						12.99	9	12.99	
Tulips	bunched 10s					8.99	256	8.99					

Commodity Variety	Unit	ALASKA U.S.				HAWAII U.S.			
		Price Range	Stores with Ads	Wtd Avg Price	% Marked Local	Price Range	Stores with Ads	Wtd Avg Price	% Marked Local
FRUITS									
Apples Fuji	per pound	1.79	2	1.79		1.59	23	1.59	
Apples Gala	per pound	1.28	3	1.28					
Apples Gala	5 lb bag					4.69	4	4.69	
Apples	per pound	1.79	2	1.79					

Wtd Avg - Simple weighted average



Commodity Variety	Unit	ALASKA U.S.				HAWAII U.S.			
		Price Range	Stores with Ads	Wtd Avg Price	% Marked Local	Price Range	Stores with Ads	Wtd Avg Price	% Marked Local
Honeycrisp									
Apples Pink Lady/Cripps Pink	3 lb bag					4.19	6	4.19	
Apples, Processed Juice	64 oz (1/2 gallon)	2.79-3.98	51	3.01					
Apples, Processed Juice Marked Cider	64 oz (1/2 gallon)	3.98	3	3.98					
Apricots	per pound					4.99	35	4.99	
Avocados Hass	each	1.29	11	1.29		1.67	21	1.67	
Bananas	per pound					1.29-1.79	27	1.72	
Blueberries	6 oz package	3.50-3.99	37	3.84					
Blueberries	1 pint package	3.98	3	3.98					
Blueberries	18 oz package	7.39	1	7.39					
Cantaloups	per pound	1.19	12	1.19		1.19	4	1.19	
Cherries Red Varieties	per pound	4.99-7.99	45	6.63		6.99	26	6.99	
Clementines	3 lb bag	4.89	3	4.89		4.89	6	4.89	
Grapes Red Seedless	per pound	2.98-3.49	10	3.34		2.99-3.19	26	3.17	
Grapes White Seedless Type	per pound	2.98-3.49	10	3.34		2.89-3.19	30	3.13	
Mangoes	each	2.19	1	2.19					
Misc Berries Blackberries	5.6 - 6 oz package	3.49-3.99	39	3.90					
Nectarines Various White Flesh Varieties	per pound	1.97-3.49	37	2.42		2.99-3.99	38	3.91	
Nectarines Various Yellow Flesh Varieties	per pound	1.97-4.99	89	3.58		3.99	21	3.99	
Oranges Navel	per pound					2.49	35	2.49	
Peaches Various White Flesh Varieties	per pound	1.97	26	1.97		3.99	35	3.99	
Peaches Various Yellow Flesh Varieties	per pound	1.97-4.99	77	3.59		3.99	27	3.99	
Pears Bartlett	per pound	1.99	11	1.99					
Pears D'Anjou	3 lb bag					5.99	4	5.99	
Pineapples	each	3.99-4.98	4	4.73					
Pineapples	per pound					0.79-0.99	24	0.82	
Plums	per pound	3.49	7	3.49		3.39-3.99	56	3.62	
Raspberries Red	6 oz package	2.99-3.99	42	3.84		2.99	6	2.99	
Strawberries	1 lb package	3.49-3.50	3	3.49		3.99-4.99	62	4.34	
Strawberries	2 lb package	5.99	11	5.99					
Watermelons Red Flesh Seedless	each	4.00	11	4.00					

Wtd Avg - Simple weighted average



Commodity Variety	Unit	ALASKA U.S.				HAWAII U.S.			
		Price Range	Stores with Ads	Wtd Avg Price	% Marked Local	Price Range	Stores with Ads	Wtd Avg Price	% Marked Local
Miniature									
Watermelons Red Flesh Seedless Type	each	8.99	7	8.99					
Watermelons Red Flesh Seedless Type	per pound	0.99	26	0.99		0.99	6	0.99	
FRUITS - ORGANIC									
Apples Gala	per pound	1.99	1	1.99		2.99	3	2.99	
Apricots	per pound					4.79	3	4.79	
Avocados Hass	each	2.50	26	2.50					
Blueberries	6 oz package	4.99	26	4.99					
Blueberries	18 oz package					6.99	3	6.99	
Grapes Red Seedless	per pound	3.99	26	3.99					
Grapes White Seedless Type	per pound	3.99	26	3.99					
Mangoes	each	2.50	26	2.50					
Misc Berries Blackberries	5.6 - 6 oz package	4.49-4.99	37	4.84		4.99	3	4.99	
Nectarines Various Yellow Flesh Varieties	per pound					4.99	3	4.99	
Peaches Various Yellow Flesh Varieties	per pound					4.99	3	4.99	
Pears Bartlett	per pound	2.29	1	2.29					
Plums Interspecific Type	per pound					4.49	3	4.49	
Raspberries Red	6 oz package	4.49-4.99	37	4.84		4.99	3	4.99	
Strawberries	1 lb package	4.48-4.99	29	4.94		4.79	3	4.79	
Watermelons Red Flesh Seedless Miniature	each					5.39	3	5.39	
ONIONS AND POTATOES									
Onions, Dry Red	per pound	1.78	3	1.78					
Onions, Dry White	per pound					1.49	6	1.49	
Onions, Dry Yellow	per pound	1.29	1	1.29					
Onions, Dry Yellow Marked Sweet	per pound	1.29-1.99	20	1.65					
Onions, Dry Yellow Marked Sweet	2 lb bag					3.29	4	3.29	
Potatoes Round Red	per pound	1.39	1	1.39		1.39	6	1.39	
Potatoes Russet	per pound	1.99	33	1.99					

Wtd Avg - Simple weighted average



Commodity Variety	Unit	ALASKA U.S.				HAWAII U.S.			
		Price Range	Stores with Ads	Wtd Avg Price	% Marked Local	Price Range	Stores with Ads	Wtd Avg Price	% Marked Local
Potatoes Russet	5 lb bag	2.50-4.28	16	3.51		3.39	4	3.39	
Potatoes Yellow Type	per pound	1.39	1	1.39					
ONIONS AND POTATOES - ORGANIC									
Onions, Dry Red	per pound	2.69	26	2.69					
Onions, Dry White	per pound	2.69	26	2.69					
Onions, Dry Yellow Marked Sweet	per pound					1.79	3	1.79	
VEGETABLES									
Asparagus Green	per pound	3.49	11	3.49		3.79	4	3.79	
Broccoli Crown Cut	per pound	1.89	11	1.89		1.79	4	1.79	
Brussels Sprouts	per pound	3.49	11	3.49					
Carrots Baby Peeled	1 lb bag	1.99	11	1.99					
Carrots Baby Peeled	2 lb bag	2.50	2	2.50					
Celery	each	2.29	1	2.29					
Corn-Sweet	each					1.00	21	1.00	
Cucumbers	each	0.79-1.69	13	0.93					
Garlic	per pound	3.98	3	3.98					
Lettuce, Iceberg	per pound					2.59	23	2.59	
Lettuce, Other Green Leaf	each	1.50-1.67	5	1.60					
Lettuce, Other Green Leaf	per pound					2.59	3	2.59	
Lettuce, Other Red Leaf	each	1.50-1.67	5	1.60					
Lettuce, Other Red Leaf	per pound					2.59	3	2.59	
Lettuce, Romaine	each	1.50	2	1.50					
Lettuce, Romaine	per pound					1.49	4	1.49	
Mushrooms White	8 oz package					3.99	4	3.99	
Peppers, Bell Type Green	each	0.89	11	0.89					
Peppers, Bell Type Orange	each	1.50	2	1.50					
Peppers, Bell Type Red	each	1.50	2	1.50					
Peppers, Bell Type Yellow	each	1.50	2	1.50					
Peppers, Other Mixed Mini Sweet Types	1 lb package	2.99-3.48	4	3.36		4.99	4	4.99	
Salad	10 - 12 oz	3.99	26	3.99					

Wtd Avg - Simple weighted average



Commodity Variety	Unit	ALASKA U.S.				HAWAII U.S.			
		Price Range	Stores with Ads	Wtd Avg Price	% Marked Local	Price Range	Stores with Ads	Wtd Avg Price	% Marked Local
Mixed Types	package								
Salad Mixed Types	5 - 9 oz package	2.29	11	2.29					
Spinach	per bunch	1.89	1	1.89					
Squash Yellow Crookneck/Straightneck	per pound					1.99	6	1.99	
Tomatoes	per pound	2.49	7	2.49		2.19	4	2.19	
Tomatoes, Grape Type	1 pint package	2.39	11	2.39					
Tomatoes, Grape Type	10 oz package	3.00	11	3.00					
Tomatoes, Plum Type Roma	per pound	1.99	1	1.99		3.39	35	3.39	
VEGETABLES - ORGANIC									
Asparagus Green	per pound	4.68	3	4.68					
Broccoli	per pound	2.79	1	2.79					
Cabbage Round Green Type	per pound	1.78	3	1.78					
Salad Mixed Types	5 - 9 oz package	3.99	26	3.99					
Tomatoes Vine Ripe - Heirloom Varieties-Greenhouse	per pound	5.99	26	5.99		4.79	3	4.79	
Tomatoes, Grape Type	1 pint package	3.89	1	3.89					
OTHER SPECIALTY CROPS ITEMS - ORGANIC									
Hemp Seeds-Shelled	8 oz package					11.19	35	11.19	

REGIONAL DEFINITIONS

As used in this report, regions include the following states:

NORTHEAST U.S.	Connecticut, Delaware, Massachusetts, Maryland, Maine, New Hampshire, New Jersey, New York, Pennsylvania, Rhode Island and Vermont
SOUTHEAST U.S.	Alabama, Florida, Georgia, Mississippi, North Carolina, South Carolina, Tennessee, Virginia and West Virginia
MIDWEST U.S.	Iowa, Illinois, Indiana, Kentucky, Michigan, Minnesota, North Dakota, Nebraska, Ohio, South Dakota and Wisconsin
SOUTH CENTRAL U.S.	Arkansas, Colorado, Kansas, Louisiana, Missouri, New Mexico, Oklahoma, and Texas
SOUTHWEST U.S.	Arizona, California, Nevada and Utah
NORTHWEST U.S.	Idaho, Montana, Oregon, Washington, and Wyoming
ALASKA U.S.	Alaska
HAWAII U.S.	Hawaii