



Specialty Crops Market News Division U.S. Mexico Canada Agreement Seasonal Perishable Products Weekly Update

Agricultural Marketing Service

Issued Weekly

Friday, August 12, 2022

Update for Week of August 7-13, 2022

This report provides trend analysis of the volume and prices of Seasonal Perishable commodities. Volume represents current week and prices represent open (spot) market sales by first handlers on product of generally good quality and condition unless otherwise stated and may include promotional allowances or other incentives. The charts provide graphic representation of the volume and prices of the major commodities this week based on seasonal volume.

Seasonal changes have led to a shift in the commodities of interest for this report. Blueberries have replaced asparagus, as the number of growing areas shipping blueberries continues to grow while demand for asparagus is traditionally light in late summer. This list will be revisited regularly to maintain an accurate representation of the current trade situation affecting shippers of perishable commodities in North America.

Movement of blueberries through Oregon and Washington is expected to decrease slightly. Trading is moderate, late fairly slow with prices lower. Prices on flats 12 1-pint cups with lids medium-large are mostly 14.00-17.00 and 12 6-ounce cups mostly 10.00-12.00. Quality generally good. Blueberries out of Michigan movement is expected to continue seasonal decline as some growers have finished for the season. Most present movement are from prior commitments. Trading is moderate with prices generally unchanged. Prices represent few new sales. Wide range in quality is being reported. Crossings of blueberries from British Columbia Canada through Northwest Washington movement is expected about the same. Trading early moderate, late fairly slow with prices lower. All sales are reported in U.S. dollars.

Avocado crossings from Mexico through Texas movement expected to increase. Trading remains slow. Prices on 60s and 84s generally unchanged, others lower. Extra services are also included. Peruvian imports of avocados through Philadelphia and New York City ports of entry movement expected to remain about the same. Trading is moderate with prices lower. Cartons 2 layers 32s and 34s are mostly 22.00-24.00, all other sizes range between 24.00 to 28.00.

Cucumbers crossings from Mexico through Otay Mesa, California movement is expected about the same. Trading early fairly slow, late slow. Prices medium slightly lower, large lower and 36s generally unchanged. Quality generally good. Movement of cucumbers from Mexico crossings through Texas is expected about the same. Trading early in the week moderate, late active with prices much higher. Most present shipments from prior bookings and/or previous commitments. Quality variable. Cucumber movement out of Michigan is expected about the same. Trading early moderate, late active with prices higher when compared to last week. Movement of cucumber from Western North Carolina is expected to remain about the same. Currently, no F.O.B. price is being issued.

Movement of green bell peppers out of San Joaquin Valley California is expected about the same. Trading is fairly slow with prices lower. Jumbo and extra-large are mostly 16.95 to 18.95 and irregular sizes are mostly 13.95-16.95. Quality is generally good. Movement of green bell pepper out of Michigan is expected to increase as more growers start harvesting. Supplies remain light. Trading early fairly active, late active. Prices on extra-large generally unchanged, others higher. In Western North Carolina movement is expected to remain about the same. Trading is moderate and prices are lower.

For more information on:

- [Shipping Point Report Details](#)
- [Movement Report Details](#)
- [Generating Custom Reports](#)

For assistance please contact: jeff.main@usda.gov

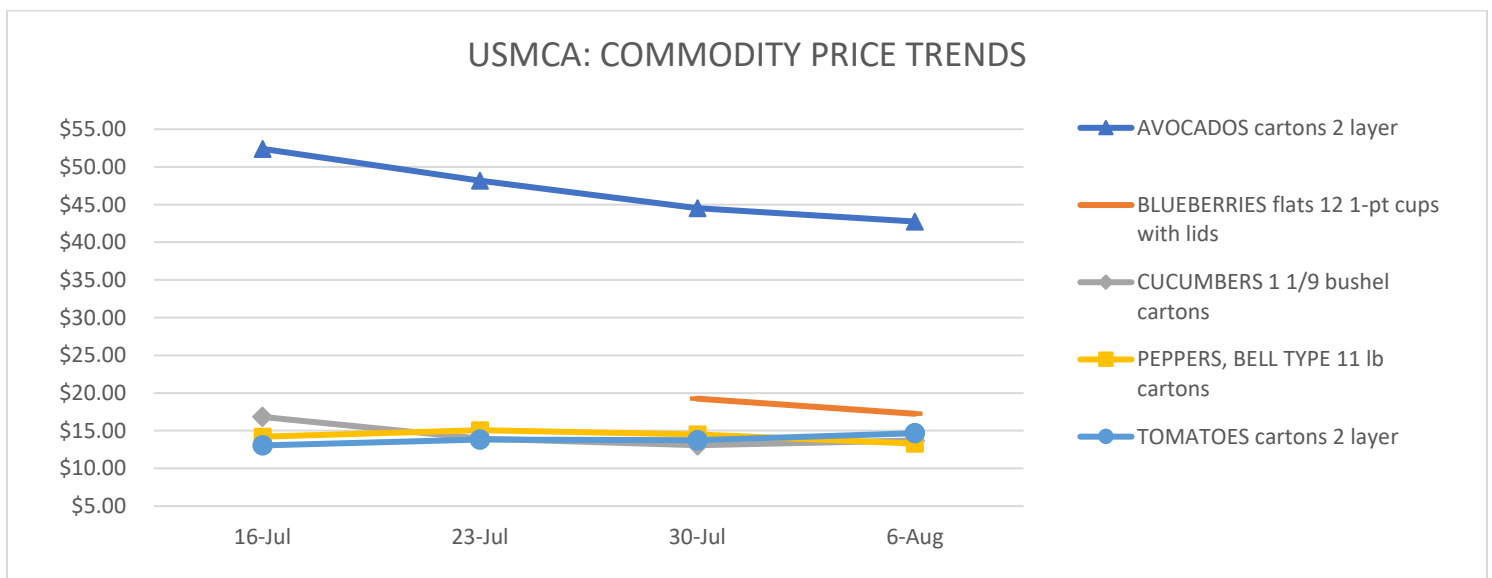
[Custom Average Tool \(CAT\) Graphing tool and aggregated data source.](#)

Tomato movement from Mexico crossings through Texas is expected to remain about the same. Trading is still moderate with prices generally unchanged. Quality is being reported as generally good. Movement of tomatoes from Mexico crossings through Otay Mesa, California is expected about the same. Trading is active but prices are lower. Most present shipments from prior bookings and/or previous commitments. Quality generally good. Central District California movement of tomatoes is expected about the same. Trading is active with prices higher. Most present shipments from prior bookings and/or previous commitments. Quality generally good. Tomato movement out of Alabama is expected to remain about the same. Trading is active at slightly lower prices. Harvest curtailed due to rain in the growing areas. Quality is being reported as generally good. Movement of tomatoes out of Eastern Tennessee and Virginia Eastern Shore is expected to remain about the same. Trading is fairly active with prices slightly higher. Harvest curtailed in Tennessee due to rain and wet fields. Lighter supplies are expected in Virginia with few growers remaining. Overall demand is good, and prices are holding steady. Quality is generally good. Tomato movement out of Western North Carolina is expected about the same. Trading is moderate with prices lower. Extra services are also included.

The following table provides a four-week price trend of the highest traded commodities this week.

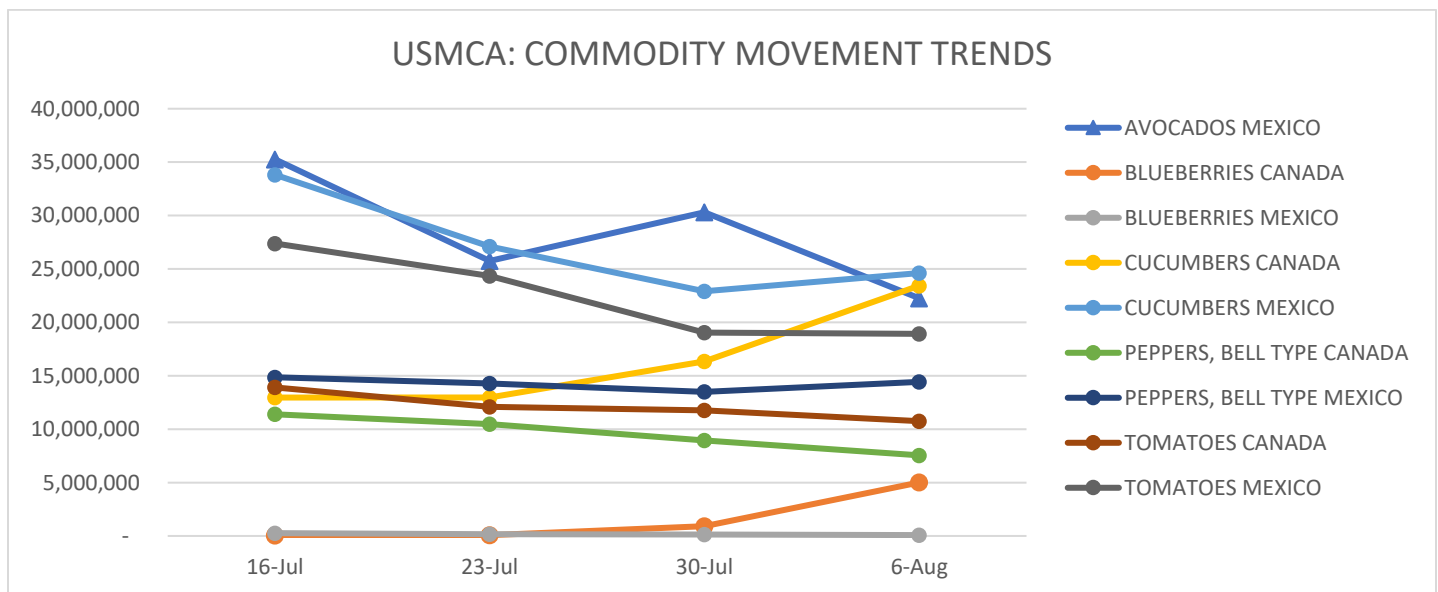
Four Week Price Trend in U.S. Dollars

Commodity	Package	16-Jul	23-Jul	30-Jul	6-Aug
AVOCADOS	cartons 2 layer	\$ 52.39	\$ 48.18	\$ 44.54	\$ 42.75
BLUEBERRIES	flats 12 1-pt cups with lids			\$ 19.25	\$ 17.25
CUCUMBERS	1 1/9 bushel cartons	\$ 16.83	\$ 13.95	\$ 13.08	\$ 13.70
PEPPERS, BELL TYPE	11 lb cartons	\$ 14.21	\$ 15.07	\$ 14.50	\$ 13.29
TOMATOES	cartons 2 layer	\$ 13.05	\$ 13.82	\$ 13.75	\$ 14.66

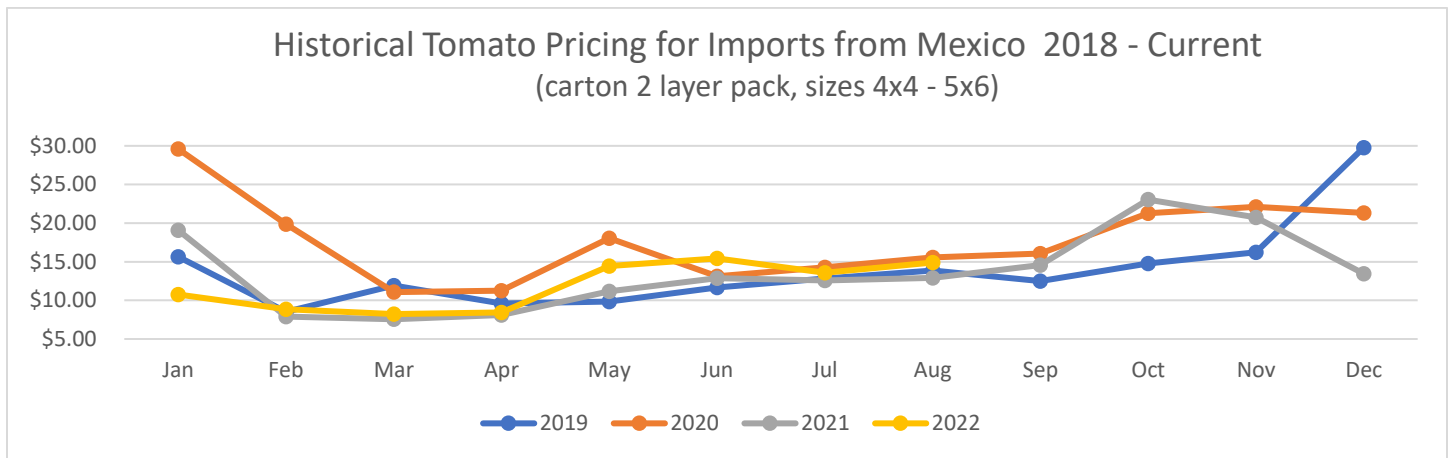


Four Week Movement in Pounds

COMMODITY	ORIGIN	16-Jul	23-Jul	30-Jul	6-Aug
AVOCADOS	MEXICO	35,259,071	25,763,120	30,311,299	22,258,424
BLUEBERRIES	CANADA	39,017	63,594	927,337	5,006,417
	MEXICO	266,037	177,532	141,551	83,342
CUCUMBERS	CANADA	12,970,239	12,965,391	16,337,533	23,428,785
	MEXICO	33,817,305	27,110,384	22,911,155	24,613,149
PEPPERS, BELL TYPE	CANADA	11,390,082	10,472,714	8,942,454	7,549,264
	MEXICO	14,858,837	14,263,078	13,490,457	14,424,326
TOMATOES	CANADA	13,903,322	12,089,563	11,749,809	10,749,525
	MEXICO	27,384,189	24,340,105	19,053,034	18,922,441



The following chart, *Historical Tomato Pricing for Imports from Mexico*, is a four-year view of Mexican tomato prices at shipping point. Tomatoes are shown as they are the most consistently traded year-round. They have the highest volume of product moving between the U.S., Mexico, and Canada, along with a high level of market coverage of tomatoes by USDA Market News.



To be regarded as "seasonal and perishable," agricultural products must meet the following conditions: (1) the products are fresh or chilled products falling under the following HS2002 tariff codes: 0701, 0702, 0703, 0704, 0705, 0706, 0707, 0708, 0709, 0803, 0804, 0805, 0806, 0807, 0808, 0809, 0810; (2) the products are marketed in raw form for consumption without "further processing" ("further processing" refers to e.g. crushing, juicing, canning, or any other process that transforms the product from its raw form); and (3) the products normally are marketed within eight weeks after harvesting.

For information on the imported volume and prices of the remaining Seasonal and Perishable commodities listed below please visit: <https://www.marketnews.usda.gov/mnp/fv-home>

- Potatoes
- Tomatoes
- Onions, shallots, garlic, leeks, and other alliacious vegetables
- Cabbages, cauliflower, kohlrabi, kale, and similar edible brassicas
- Lettuce (*Lactuca sativa*) and chicory (*Cichorium* spp.)
- Carrots, turnips, salad beets (salad beetroot), salsify, celeriac, radishes, and similar edible roots
- Cucumbers, including gherkins
- Leguminous vegetables, shelled or unshelled
- Other vegetables, fresh or chilled: asparagus, eggplants, celery, mushrooms and truffles, peppers (*Capsicum* or of the genus *Pimenta*), spinach, artichokes, olives, pumpkins, squash, and gourds
- Bananas and plantains
- Dates, figs, pineapples, avocados, guavas, mangoes, and mangosteens
- Citrus fruit
- Grapes
- Melons (including watermelons) and papayas (papaws)
- Apples, pears, and quinces
- Apricots, cherries, peaches (including nectarines), plums (including prune plums) and sloes
- Other fruit: strawberries, raspberries, blackberries, mulberries, loganberries, black, white, or red currants and gooseberries (other than kiwifruit), cranberries, blueberries, and other fruits of the genus *Vaccinium*, kiwifruit, durians, persimmons,
- Other berries; tamarinds