



Specialty Crops Market News Division

Agricultural
Marketing
Service

National Retail Report - Specialty Crops

Websites: www.marketnews.usda.gov/mnp/fv-home and <http://www.ams.usda.gov/mnreports/fvwretail.pdf>
and http://www.ams.usda.gov/mnreports/wa_lo100.txt

Volume XVI - Number 34

Issued Weekly

Friday, August 26, 2022

Advertised Prices for Specialty Crops at Major Retail Supermarket Outlets ending during the period of 08/20 to 09/01^{1,2}

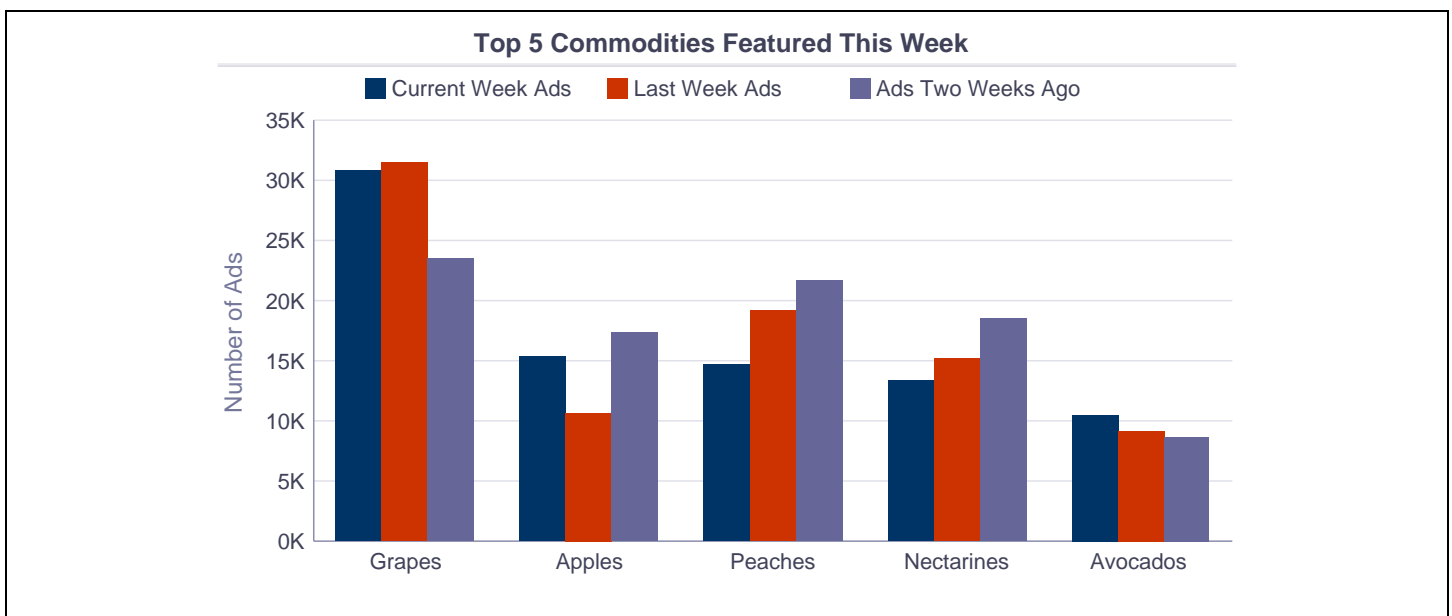
Fall Deals around the Corner

Though late summer temperatures are keeping it hot across the nation, the very first glimmer of Fall could be seen in grocery stores this week. New crop apples and pears from California appeared, along with a few autumn décor items in some flyers. Local produce such as Pecos cantaloupes from Texas and tomatoes from Maryland were still plentiful. Retailers focused on upcoming Labor Day festivities with specials on corn, watermelons, cantaloupe, yellow squash, zucchini, onions, potatoes, and Roma tomatoes. School supplies and lunchbox favorites such as tangerines, baby carrots, apples, and strawberries were heavily featured as additional districts begin classes.

Total ad numbers this week were 280,730, a 10% decrease from last week's 311,275. The total for the same week last year was 10% higher than for this year. The total number of ads broken out by commodity groups: fruit 166,073 (59% of all ads), onions and potatoes 9,368 (3%), vegetables 100,931 (36%), herbs 931, ornamentals 2,267, and hemp 1,160. The number of ads for organic produce was 40,191, 14% of total ads.

The following are the prices of major advertised items (3,000 plus ads) this week, compared to the same week last year. Significant increases in price for fruit this week included seedless grapes (black 25%, red 21%, organic red and white 11%), pineapples at 22%, Bartlett pears at 18%, yellow peaches at 17%, Navel oranges at 16%, nectarines (yellow 14%, white 15%), and avocados at 12%. There were no significant decreases. There were no significant changes in price for onions and potatoes this week. Significant increases in price for vegetables this week included corn at 24% and broccoli crowns at 15%. The only significant decrease was for yellow squash at 12%.

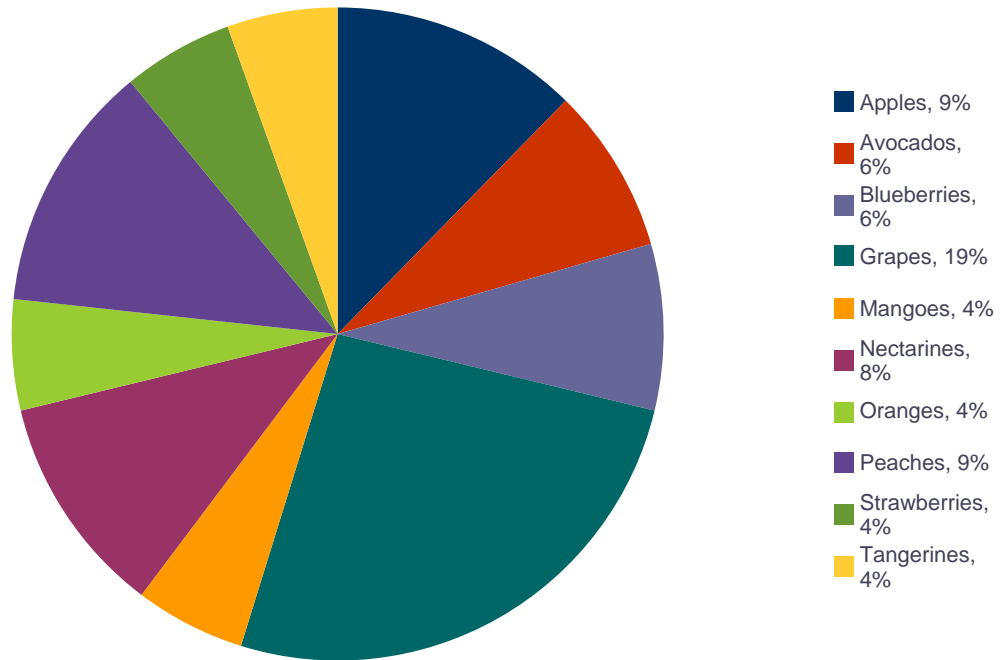
For more detailed information on organic and locally grown produce visit the National Retail--Local and Organic Report at: http://www.ams.usda.gov/mnreports/wa_lo100.txt



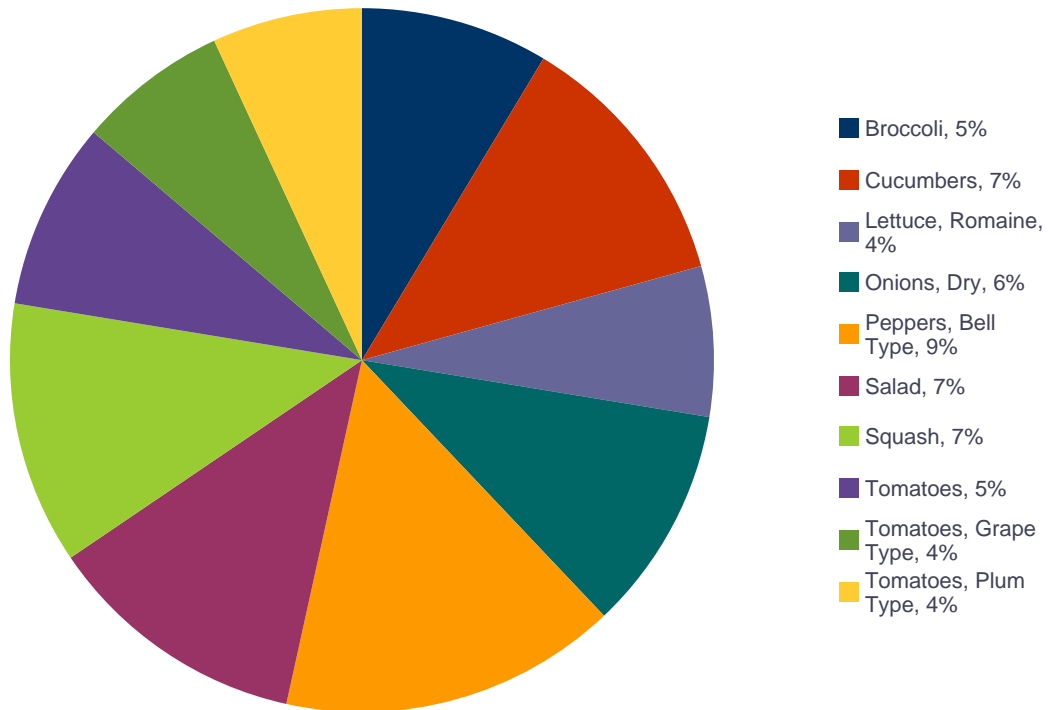
1 - Specialty Crops Market News surveys over 400 retailers, comprising over 30,300 individual stores, with online weekly advertised features.

2 - Date range reflects one week of data collection ending on the report date and encompasses ad pricing good from the Saturday before the report release date through the following Friday.

Top 10 Fruits as Percentage of Total Fruit Ads



Top 10 Vegetables as Percentage of Total Vegetable Ads Including Onions and Potatoes





NATIONAL SUMMARY

(not including AK & HI)

FRUITS								
Commodity	Variety	Unit	THIS WEEK		LAST WEEK		LAST YEAR	
			Stores With Ads	Wtd Avg Price	Stores With Ads	Wtd Avg Price	Stores With Ads	Wtd Avg Price
Apples	Braeburn	per pound	82	1.51			153	0.99
Apples	Fuji	per pound	486	2.13	580	1.76	1,447	1.49
Apples	Fuji	3 lb bag	8	2.98	15	4.49	199	4.05
Apples	Fuji	5 lb bag	22	5.99	22	5.99	46	5.99
Apples	Gala	per pound	1,577	1.37	530	2.01	2,880	1.29
Apples	Gala	3 lb bag	353	4.58	32	4.89	1,682	3.07
Apples	Ginger Gold	per pound	8	1.29	8	1.29	255	1.14
Apples	Ginger Gold	3 lb bag	90	5.32			27	2.65
Apples	Golden Delicious	3 lb bag	16	3.29	15	4.49		
Apples	Granny Smith	per pound	429	1.98	1,100	1.77	460	1.40
Apples	Granny Smith	3 lb bag	1,886	4.06	341	4.94		
Apples	Honeycrisp	per pound	5,005	2.26	2,883	1.91	2,928	2.47
Apples	Paula Red	per pound	8	1.29			173	0.99
Apples	Paula Red	3 lb bag	22	3.29			112	2.99
Apples	Pink Lady/Cripps Pink	per pound	263	1.85	530	1.57	335	1.56
Apples	Pink Lady/Cripps Pink	3 lb bag	669	4.83	624	4.51	186	3.99
Apples	Red Delicious	per pound	1,525	1.48	756	1.47	325	1.19
Apples	Red Delicious	3 lb bag	104	2.60	83	4.78	35	3.96
Apples	Red Delicious	2 lb bag	8	2.99	26	3.99		
Apples, Processed	Juice	64 oz (1/2 gallon)	2,966	2.40	3,608	2.45	8,300	2.18
Apples, Processed	Juice	128 oz (1 gallon)	43	4.92	67	5.57	38	4.43
Apples, Processed	Juice Marked Cider	64 oz (1/2 gallon)	66	2.67	5	2.69	53	2.46
Avocados	Hass	each	8,706	1.27	7,447	1.43	6,777	1.13
Avocados	Various Greenskin Varieties	each	340	1.42	416	1.72		
Bananas		per pound	496	0.50	801	0.49	658	0.48
Blueberries		6 oz package	1,222	2.84	342	2.53	1,526	2.56
Blueberries		1 pint package	2,730	3.17	4,166	2.97	3,690	2.87
Blueberries		18 oz package	3,145	3.78	1,755	4.36	2,346	3.80
Cantaloups		each	4,907	2.82	4,428	2.84	5,847	2.79
Cantaloups		per pound	855	0.72	420	0.55	891	0.52
Cherries	Red Varieties	per pound	2,883	5.52	6,705	4.64	1,903	4.57

Wtd Avg - Simple weighted average



Clementines		3 lb bag	756	4.77	1,455	4.56	3,855	3.92
Clementines		2 lb bag	586	4.40	568	4.25	1,177	3.90
Fruit, Other	Cactus Pears	per pound	49	0.53	53	0.67	55	0.66
Fruit, Other	Cactus Pears	each	143	0.25	422	0.22	144	0.25
Grapefruit	Red	each	53	1.20	4,681	0.98	7	1.49
Grapefruit	Red	5 lb bag	10	6.98				
Grapes	Black Seedless	per pound	4,978	2.13	5,400	2.23	4,179	1.71
Grapes	Red Globe	per pound	707	2.85	342	2.45	815	1.13
Grapes	Red Seedless	per pound	8,273	2.20	9,154	2.08	11,156	1.83
Grapes	White Seedless Type	per pound	8,918	2.02	9,063	1.94	9,642	1.88
Honeydews		each	627	3.58	1,825	3.82	1,569	3.15
Honeydews		per pound	169	0.99	291	1.01	105	0.61
Kiwifruit	Hayward	each	507	0.44	421	0.45	643	0.47
Kiwifruit	Hayward	1 lb bag	64	2.49	779	1.97		
Lemons		each	1,264	0.82	1,657	0.66	1,272	0.52
Lemons		per pound	83	2.97	132	2.54	8	0.99
Lemons		2 lb bag	290	3.10	997	3.77	655	3.91
Limes		each	1,014	0.36	1,383	0.37	1,196	0.47
Limes		per pound	60	0.85	101	0.77	76	0.82
Mangoes		each	6,930	1.06	7,452	1.56	5,581	1.05
Misc Berries	Blackberries	5.6 - 6 oz package	2,551	3.04	1,174	3.03	5,549	2.34
Nectarines	Various White Flesh Varieties	per pound	3,077	2.27	3,820	2.28	1,623	1.98
Nectarines	Various Yellow Flesh Varieties	per pound	7,958	2.13	8,091	2.12	9,133	1.88
Oranges	Navel	each	1,800	0.96	1,062	1.01	1,929	0.66
Oranges	Navel	per pound	1,621	1.49	159	1.51	767	1.31
Oranges	Navel	3 lb bag	3,289	3.97	569	4.23	2,736	3.42
Oranges	Navel	4 lb bag	66	5.84	38	5.99	82	4.43
Oranges	Valencia	each	39	0.50	46	0.60	75	0.77
Oranges	Valencia	per pound	56	1.19	9	1.49	106	0.74
Papaya	Maradol/Tainung Types	per pound	300	1.18	762	0.95	1,285	0.83
Papaya	Solo Type	per pound	110	1.37	150	1.40	252	0.84
Peaches	Various White Flesh Varieties	per pound	2,292	2.35	5,326	2.12	1,522	2.05
Peaches	Various Yellow Flesh Varieties	per pound	10,245	1.97	10,292	2.06	11,420	1.69
Pears	Bartlett	per pound	2,981	1.55	4,294	1.71	2,922	1.31
Pears	Bosc	per pound	656	1.25	1,691	1.63	392	1.01
Pears	D'Anjou	per pound	22	2.49			22	1.99
Pineapples		each	3,092	2.81	1,355	3.15	3,572	2.31
Pineapples		per pound	115	0.67	271	0.76	265	0.71



Plums		per pound	1,957	2.56	7,075	2.21	3,365	2.13
Plums	Interspecific Type	per pound	2,230	2.37	2,767	2.38	3,098	2.15
Pomegranates		each	163	1.99				
Prunes		per pound	85	2.84	72	2.99	56	1.46
Raspberries	Red	6 oz package	2,659	3.11	1,272	3.12	2,117	3.00
Strawberries		1 lb package	4,909	2.60	3,824	2.85	5,561	2.61
Strawberries		2 lb package	454	4.74	177	4.38	127	5.81
Tangelos		per pound	23	2.34	43	2.99	88	1.06
Tangelos		each	502	1.25	37	1.00	55	0.82
Tangerines		per pound	1,598	1.55	1,320	1.72	146	1.51
Tangerines		3 lb bag	4,545	4.27	4,508	3.72	1,181	4.42
Tangerines		2 lb bag	463	3.83	220	3.98	574	4.32
Tangerines		each	109	0.32	24	0.67	34	0.13
Watermelons	Red Flesh Seeded Type	per pound	9	0.39	159	0.85	5	0.25
Watermelons	Red Flesh Seedless Miniature	each	2,061	3.31	2,262	3.25	2,036	3.11
Watermelons	Red Flesh Seedless Type	each	1,846	5.60	2,257	4.96	5,020	4.57
Watermelons	Red Flesh Seedless Type	per pound	617	0.70	793	0.66	847	0.50
ORGANIC								
Apples	Fuji	per pound	152	2.99	152	2.99	8	1.99
Apples	Fuji	3 lb bag	200	3.98			200	3.98
Apples	Gala	per pound	690	2.20	214	2.70	222	2.20
Apples	Gala	3 lb bag	11	5.99	11	5.99	176	3.74
Apples	Gala	2 lb bag	1,157	4.99	31	4.70	281	3.82
Apples	Honeycrisp	per pound	92	2.72	300	2.49	486	3.46
Apples	Honeycrisp	2 lb bag	21	5.99	1,031	4.99		
Apples	Pink Lady/Cripps Pink	2 lb bag	171	5.99	6	3.99	18	3.98
Apples	Red Delicious	per pound	43	1.99				
Apples, Processed	Juice	64 oz (1/2 gallon)	985	3.12	317	2.29	1,074	2.46
Avocados	Hass	each	1,349	1.91	1,208	2.09	1,055	1.73
Avocados	Various Greenskin Varieties	each	11	2.49			1,135	2.50
Bananas		per pound	810	0.71	92	0.75	1,041	0.75
Blueberries		6 oz package	1,453	3.21	2,232	3.16	1,337	3.63
Blueberries		1 pint package	539	4.93	268	3.53	28	4.99
Blueberries		18 oz package	881	5.52	506	4.95	714	7.06
Cantaloups		each	267	3.93	277	3.99	42	4.15
Cantaloups		per pound	20	1.40	11	1.49	39	0.99
Grapes	Black Seedless	per pound	728	2.54	532	2.78	1,056	2.38
Grapes	Red Seedless	per pound	3,461	2.98	3,374	3.08	4,700	2.69



Grapes	White Seedless Type	per pound	3,434	2.97	3,352	3.08	4,769	2.68
Lemons		each	4	0.77	4	0.77		
Lemons		2 lb bag	17	4.48	5	3.99	50	3.99
Limes		each	200	0.50				
Mangoes		each	74	2.13	125	2.05	466	1.51
Misc Berries	Blackberries	5.6 - 6 oz package	1,327	3.18	1,177	3.80	1,888	3.61
Nectarines	Various White Flesh Varieties	per pound	186	2.99	245	2.99	409	2.51
Nectarines	Various Yellow Flesh Varieties	per pound	1,905	3.07	2,876	3.17	2,984	2.81
Peaches	Various Yellow Flesh Varieties	per pound	1,944	3.08	2,956	3.14	3,073	2.82
Pears	Bartlett	per pound	60	2.02	22	2.44	12	1.99
Plums		per pound	11	3.08	402	3.35	588	2.57
Raspberries	Red	6 oz package	315	3.50	973	3.95	1,900	3.61
Strawberries		1 lb package	1,415	4.54	2,008	4.03	1,934	4.26
Watermelons	Red Flesh Seedless Type	per pound	26	0.95	35	0.96	15	0.77

ONIONS AND POTATOES

Commodity	Variety	Unit	THIS WEEK		LAST WEEK		LAST YEAR	
			Stores With Ads	Wtd Avg Price	Stores With Ads	Wtd Avg Price	Stores With Ads	Wtd Avg Price
Onions, Dry	Red	per pound	1,576	1.70	2,056	1.62	1,642	0.99
Onions, Dry	Red	2 lb bag	10	1.90	41	2.76	304	1.55
Onions, Dry	White	per pound	666	1.36	577	0.92	848	0.94
Onions, Dry	Yellow	per pound	608	0.91	644	0.95	358	0.65
Onions, Dry	Yellow	2 lb bag	58	1.61	98	1.61	468	2.44
Onions, Dry	Yellow	3 lb bag	520	2.83	2,735	2.87	1,268	2.09
Onions, Dry	Yellow Marked Sweet	per pound	1,737	1.34	2,875	1.26	1,878	1.04
Onions, Dry	Yellow Marked Sweet	2 lb bag	286	2.68	22	2.50		
Onions, Dry	Yellow Marked Sweet	3 lb bag	278	3.35	311	2.67	247	2.93
Onions, Dry	Yellow Marked Sweet	5 lb bag	82	3.99	58	3.99	383	4.68
Potatoes	Round Red	per pound	183	1.13	278	1.24	519	1.00
Potatoes	Round Red	3 lb bag	11	3.98	242	2.91	996	2.99
Potatoes	Round Red	5 lb bag	319	3.87	316	4.62	704	2.89
Potatoes	Round White	5 lb bag	588	3.31	156	3.87	432	3.07
Potatoes	Round White	10 lb bag	9	3.49				
Potatoes	Russet	per pound	113	1.69	16	0.89	492	0.97
Potatoes	Russet	5 lb bag	729	3.50	557	3.21	2,501	2.53
Potatoes	Russet	8 lb bag	191	5.99			270	4.86
Potatoes	Yellow Type	per pound	82	0.95	252	1.21	82	0.94

Wtd Avg - Simple weighted average



Potatoes	Yellow Type	3 lb bag	76	3.67	71	3.42	309	5.15
Potatoes	Yellow Type	5 lb bag	543	4.01	372	4.50	583	2.75
ORGANIC								
Onions, Dry	Red	per pound	4	2.49	4	2.49		
Onions, Dry	Yellow	per pound	130	1.19	130	1.19		
Onions, Dry	Yellow	2 lb bag	22	3.99	22	3.99		
Onions, Dry	Yellow	3 lb bag	78	3.99			86	3.99
Onions, Dry	Yellow Marked Sweet	per pound	11	1.49	22	1.74	11	1.49
Potatoes	Round Red	3 lb bag	96	4.22	158	4.13	923	3.46
Potatoes	Russet	per pound	130	1.79	130	1.79	130	1.69
Potatoes	Russet	3 lb bag	96	4.22	158	4.13	1,533	3.85
Potatoes	Yellow Type	3 lb bag	96	4.22	158	4.13	373	3.56
VEGETABLES								
Commodity	Variety	Unit	THIS WEEK		LAST WEEK		LAST YEAR	
			Stores With Ads	Wtd Avg Price	Stores With Ads	Wtd Avg Price	Stores With Ads	Wtd Avg Price
Artichokes		each	282	2.58	280	2.54	1,037	2.20
Asparagus	Green	per pound	742	3.21	331	3.31	1,213	2.67
Beans	Round Green Type	per pound	1,942	1.36	2,301	1.61	1,472	1.33
Beets		per bunch	132	2.39	342	1.50	37	1.50
Beets		per pound	202	0.72	12	0.49	50	0.67
Bok Choy		per pound	5	1.29	8	0.98	6	0.50
Broccoli		per pound	228	1.12	301	0.84	117	0.88
Broccoli		per bunch	1,519	2.74	1,714	2.96	1,419	2.37
Broccoli	Crown Cut	per pound	3,121	1.64	2,886	1.61	2,628	1.44
Brussels Sprouts		per pound	941	3.35	110	3.15	44	2.98
Cabbage	Round Green Type	per pound	2,405	0.78	2,159	0.70	2,110	0.63
Carrots		per pound	134	0.49	233	0.52	168	0.51
Carrots		1 lb bag	175	1.18	127	1.69	149	0.91
Carrots		2 lb bag	410	1.78	1,575	1.51	1,198	1.52
Carrots		per bunch	23	0.69				
Carrots	Baby Peeled	1 lb bag	1,191	1.34	2,654	1.29	1,749	1.36
Carrots	Baby Peeled	2 lb bag	676	2.41	914	2.71	64	2.22
Cauliflower		each	2,935	2.54	2,746	2.64	2,149	2.50
Cauliflower		per pound	843	1.37	1,258	1.24	939	1.42
Celery		each	1,496	1.55	1,536	1.39	1,922	1.42
Celery	Hearts	each	778	2.68	246	2.64	2,210	2.28

Wtd Avg - Simple weighted average



Cilantro		per bunch	872	0.61	785	0.67	569	0.48
Corn-Sweet		each	3,632	0.51	4,952	0.53	5,267	0.41
Cucumbers		each	2,964	0.72	3,035	0.62	2,750	0.67
Cucumbers	Long Seedless-Greenhouse	each	2,049	1.31	876	1.42	924	1.38
Eggplant		per pound	1,570	1.20	1,525	1.32	808	1.35
Eggplant		each	17	1.78	142	1.34	44	1.27
Garlic		per pound	25	2.97	17	1.99	8	3.99
Garlic		per sleeve	339	1.09	327	1.30	182	1.56
Greens	Collard	per bunch	93	1.02	115	1.42	10	1.25
Greens	Collard	per pound	16	0.94	9	0.69	9	0.99
Greens	Collard	1 lb bag	59	2.48	502	3.00	502	2.50
Greens	Kale	per bunch	183	1.06	1,444	1.01	77	0.57
Greens	Kale	per pound	16	0.94	9	0.69	9	0.99
Greens	Mustard	per bunch	44	1.33	115	1.42	10	1.25
Greens	Mustard	per pound	7	0.88	9	0.69		
Greens	Swiss Chard	per bunch	23	3.08	10	3.28		
Greens	Swiss Chard	per pound	9	0.99				
Greens	Turnip Tops	per bunch	19	1.13	140	1.43	10	1.25
Greens	Turnip Tops	per pound	7	0.88	9	0.69		
Lettuce, Iceberg		each	2,469	1.74	2,278	1.18	2,737	1.34
Lettuce, Other	Boston	each	8	1.99	13	0.75	6	0.79
Lettuce, Other	Green Leaf	each	1,335	1.43	553	1.75	465	1.35
Lettuce, Other	Green Leaf	per pound	234	1.70	350	1.89	832	1.55
Lettuce, Other	Red Leaf	each	1,343	1.43	442	1.79	465	1.35
Lettuce, Other	Red Leaf	per pound	234	1.70	350	1.89	904	1.56
Lettuce, Romaine		each	1,535	1.58	503	1.53	912	1.39
Lettuce, Romaine		per pound	127	1.74	189	1.62	139	1.68
Lettuce, Romaine	Hearts	3 count package	2,865	3.23	1,326	3.01	1,673	3.08
Mushrooms	Portobella	per pound	36	5.29				
Mushrooms	Portobella	8 oz package	1,207	2.03	77	2.19	62	2.77
Mushrooms	Portobella	6 oz package	33	3.48	270	3.09	293	3.27
Mushrooms	White	8 oz package	1,512	2.08	986	1.87	1,320	1.92
Onions Green		per bunch	1,099	0.77	1,430	0.71	1,026	0.68
Peppers, Bell Type	Green	per pound	1,013	1.53	910	1.45	1,327	1.29
Peppers, Bell Type	Green	each	2,423	0.83	1,364	0.91	3,147	0.77
Peppers, Bell Type	Orange	per pound	190	3.33	332	3.04	42	2.20
Peppers, Bell Type	Orange	each	1,056	1.14	1,696	1.40	3,069	1.31
Peppers, Bell Type	Orange-Greenhouse	per pound	8	3.49			8	2.99
Peppers, Bell Type	Orange-Greenhouse	each	367	1.52	556	1.08	431	1.70

Wtd Avg - Simple weighted average



Peppers, Bell Type	Red	per pound	277	3.20	361	3.02	218	2.77
Peppers, Bell Type	Red	each	1,871	1.18	1,982	1.34	3,095	1.31
Peppers, Bell Type	Red-Greenhouse	per pound	8	3.49			8	2.99
Peppers, Bell Type	Red-Greenhouse	each	367	1.52	556	1.08	476	1.68
Peppers, Bell Type	Yellow	per pound	253	3.25	337	3.02	50	2.25
Peppers, Bell Type	Yellow	each	1,338	1.20	1,715	1.40	3,105	1.31
Peppers, Bell Type	Yellow-Greenhouse	per pound	8	3.49			8	2.99
Peppers, Bell Type	Yellow-Greenhouse	each	367	1.52	556	1.08	476	1.68
Peppers, Other	Jalapeno	per pound	1,350	1.06	1,100	1.06	804	0.75
Peppers, Other	Mixed Mini Sweet Types	1 lb package	1,217	3.43	113	3.81	452	2.93
Peppers, Other	Serrano	per pound	310	1.30	275	1.05	4	1.50
Radishes		per bunch	469	0.97	536	1.01	348	0.85
Radishes		1 lb bag	294	2.35	51	1.79	159	1.83
Salad	Mixed Types	1 lb bag	21	1.86	22	1.69		
Salad	Mixed Types	10 - 12 oz package	2,149	2.65	3,945	2.64	3,182	2.79
Salad	Mixed Types	5 - 9 oz package	1,744	3.09	3,882	2.79	4,652	2.24
Spinach		per bunch	168	0.95	10	0.79	58	1.08
Spinach	Flat, Baby Type	10 oz package	163	3.93	30	2.96	35	2.64
Spinach	Flat, Baby Type	8 oz package	273	1.65	54	2.56	29	2.58
Spinach	Flat, Baby Type	9 oz package	80	3.92	33	2.56	49	2.44
Spinach	Flat, Baby Type	5 - 6 oz package	74	2.98	96	3.00	1,260	2.04
Squash	Acorn	per pound	58	1.08	113	1.50	31	0.82
Squash	Butternut	per pound	58	1.08	70	1.19	36	0.77
Squash	Grey	per pound	513	0.92	311	0.85	94	0.93
Squash	Spaghetti	per pound	83	1.05	70	1.19	168	0.96
Squash	Yellow Crookneck/Straightneck	per pound	3,296	1.31	3,484	1.35	2,208	1.49
Squash	Zucchini	per pound	3,661	1.28	5,827	1.27	2,761	1.40
Sweet Potatoes		per pound	924	1.03	723	1.01	348	0.95
Tomatillos		per pound	578	0.84	466	0.95	376	0.80
Tomatoes		per pound	701	1.70	1,331	1.81	1,130	1.41
Tomatoes	Vine Ripe - Heirloom Varieties-Greenhouse	per pound	99	2.86	45	3.92		
Tomatoes	Vine Ripes	per pound	829	1.71	940	1.82	3,588	1.42
Tomatoes	Vine Ripes, On The Vine-Greenhouse	per pound	2,697	1.98	4,869	1.62	1,309	1.78
Tomatoes	Vine Ripes-Greenhouse	per pound	96	1.64	303	2.01	322	1.91
Tomatoes, Cherry		1 pint package	116	1.99	1,929	2.87	161	2.55
Tomatoes, Grape Type		1 pint package	1,901	2.26	1,340	2.14	1,096	2.03
Tomatoes, Grape Type		10 oz package	1,934	2.07	1,953	2.63	170	2.80
Tomatoes, Plum Type	Roma	per pound	4,394	1.11	4,180	1.06	1,965	1.12



Vegetables Other	Cactus Leaf (Nopales)	per pound	40	1.13	11	0.79	70	0.28
Vegetables Other	Cactus Leaf (Nopales)	each	54	0.25	68	0.79		
ORGANIC								
Artichokes		each	1	3.99	1	3.99	1	3.99
Beets		per bunch	17	2.11	297	2.03	92	3.12
Broccoli		per pound	20	1.99	119	3.33	74	2.16
Broccoli		per bunch	76	3.71	76	3.51	164	3.54
Broccoli	Baby Hybrid Type	per bunch	276	2.98			33	2.79
Broccoli	Crown Cut	per pound	4	2.49	91	2.59	4	1.99
Carrots		2 lb bag	146	2.50				
Carrots		per bunch	17	2.98	50	2.85	28	2.50
Carrots	Baby Peeled	1 lb bag	1,116	2.12	4,036	1.74	941	1.86
Cauliflower		each	261	3.18	59	3.64	364	3.24
Celery		each	345	2.34	262	2.25	522	1.44
Celery		per pound	9	0.89	20	1.49	9	0.99
Celery	Hearts	each	376	2.71	81	2.84	326	3.58
Cilantro		per bunch	59	2.44			203	1.92
Corn-Sweet		each	46	0.40				
Cucumbers		each	895	1.60			230	0.96
Cucumbers		per pound	7	2.99				
Cucumbers	Long Seedless-Greenhouse	each	1,344	2.35	794	2.40	841	1.93
Greens	Kale	per bunch	56	2.00	337	1.86	267	1.81
Greens	Swiss Chard	per bunch	8	1.99			10	2.50
Lettuce, Iceberg		each	1,216	2.53	1,141	2.50	171	1.99
Lettuce, Other	Green Leaf	each	130	1.79	397	2.26	158	1.44
Lettuce, Other	Red Leaf	each	130	1.79	130	1.79	158	1.44
Lettuce, Romaine	Hearts	3 count package	323	3.85	203	3.82	649	3.45
Mushrooms	Portobella	per pound	11	7.99	11	7.99	18	5.99
Mushrooms	White	8 oz package	220	2.83	761	2.62	151	2.57
Onions Green		per bunch	261	1.00	260	0.98	365	1.24
Peppers, Bell Type	Green	per pound	72	2.29			35	0.88
Peppers, Bell Type	Orange	each	10	2.50			276	1.63
Peppers, Bell Type	Red	each	10	2.50			476	1.78
Peppers, Bell Type	Yellow	each	10	2.50			276	1.63
Peppers, Other	Jalapeno	per pound	130	3.59	130	3.59	19	2.99
Radishes		per bunch	32	1.94	156	1.98	35	2.50
Salad	Mixed Types	1 lb bag	1,357	5.50	1,036	5.38	590	5.35
Salad	Mixed Types	10 - 12 oz package	648	5.01	152	5.64	213	3.91



Salad	Mixed Types	5 - 9 oz package	1,799	3.31	2,512	3.50	2,594	3.21
Spinach	Flat, Baby Type	1 lb package	340	5.54	147	5.49		
Spinach	Flat, Baby Type	5 - 6 oz package	285	3.49	196	3.63	328	2.97
Squash	Yellow Crookneck/Straightneck	per pound	155	2.49	717	1.79	624	3.15
Squash	Zucchini	per pound	293	2.12	900	1.81	765	2.85
Sweet Potatoes		per pound	4	2.49	4	2.49		
Tomatoes		per pound	156	2.58	260	3.32	519	1.94
Tomatoes	Vine Ripe - Heirloom Varieties-Greenhouse	per pound	395	4.06	227	4.31		
Tomatoes	Vine Ripes	per pound	175	2.99			216	1.99
Tomatoes	Vine Ripes, On The Vine-Greenhouse	per pound	558	3.98	652	3.78	1,209	2.63
Tomatoes	Vine Ripes-Greenhouse	per pound	78	3.54			81	3.29
Tomatoes, Grape Type		1 pint package	709	2.62	224	2.58	977	3.14
Tomatoes, Grape Type		10 oz package	80	3.40	1,584	3.49	576	2.07

OTHER SPECIALTY CROPS ITEMS

Commodity	Variety	Unit	THIS WEEK		LAST WEEK		LAST YEAR	
			Stores With Ads	Wtd Avg Price	Stores With Ads	Wtd Avg Price	Stores With Ads	Wtd Avg Price
Hemp Seeds-Shelled		8 oz package	339	8.36	301	8.57	536	8.26
Hemp Seeds-Shelled		16 oz package	176	14.54	157	14.44	151	15.00

ORGANIC

Hemp (Seeds) Oil		16 oz	113	15.00	113	15.00		
Hemp Protein		16 oz package	166	16.71	166	16.71	451	16.04
Hemp Seeds-Shelled		7 oz package	207	10.07	188	10.10	277	9.16
Hemp Seeds-Shelled		12 oz package	128	14.54	59	13.69	378	14.24
Hemp Seeds-Shelled		16 oz package	31	14.99	31	14.99	31	14.99

SEASONAL ITEMS

Commodity	Variety	Unit	THIS WEEK		LAST WEEK		LAST YEAR	
			Stores With Ads	Wtd Avg Price	Stores With Ads	Wtd Avg Price	Stores With Ads	Wtd Avg Price
Chayote		per pound	136	0.67	298	1.14	61	0.71
Chayote		each	458	0.82	103	0.40	97	0.44
Gladiola		bunched 5s	209	4.90	226	4.91	19	3.99
Potted Plants	Chrysanthemum	6 inch pot	63	8.50	125	9.99	471	9.11
Potted Plants	Chrysanthemum	8 inch pot	415	6.67	23	6.43	864	5.27

Wtd Avg - Simple weighted average



Rose, Hybrid Tea		bunched 12s	1,499	7.68	3,209	7.00	2,337	7.62
Tulips		bunched 10s	70	7.00			17	8.00



REGIONAL DETAILS

Commodity Variety	Unit	NORTHEAST U.S.				SOUTHEAST U.S.				MIDWEST U.S.			
		Price Range	Stores with Ads	Wtd Avg Price	% Marked Local	Price Range	Stores with Ads	Wtd Avg Price	% Marked Local	Price Range	Stores with Ads	Wtd Avg Price	% Marked Local
FRUITS													
Apples Braeburn	per pound									1.29-1.66	82	1.51	
Apples Fuji	per pound									0.88	7	0.88	
Apples Fuji	5 lb bag	5.99	22	5.99									
Apples Gala	per pound	1.29-2.49	48	2.01	17	0.99-2.49	218	1.16		0.99-1.69	227	1.01	
Apples Gala	3 lb bag	2.99-3.99	15	3.39		4.98	59	4.98		3.50-5.99	84	4.38	36
Apples Ginger Gold	per pound	1.29	8	1.29									
Apples Ginger Gold	3 lb bag	2.99	9	2.99		5.97	68	5.97	100	3.50	13	3.50	100
Apples Golden Delicious	3 lb bag	3.29	16	3.29									
Apples Granny Smith	per pound					1.88-2.59	14	2.49		0.88-1.59	64	1.35	
Apples Granny Smith	3 lb bag	3.49-4.99	96	3.83		2.99-3.49	997	3.47		3.99-4.49	163	4.02	
Apples Honeycrisp	per pound	1.49-3.49	623	2.42	1	0.99-3.49	1,961	2.60		0.99-2.49	803	1.83	
Apples Paula Red	per pound	1.29	8	1.29									
Apples Paula Red	3 lb bag	2.99	9	2.99						3.50	13	3.50	100
Apples Pink Lady/Cripps Pink	per pound	1.49-1.99	30	1.82		1.99	126	1.99		1.29-1.99	72	1.66	
Apples Pink Lady/Cripps Pink	3 lb bag	4.99	22	4.99						3.99	152	3.99	
Apples Red Delicious	per pound	1.49	283	1.49		1.49-1.88	1,153	1.49		0.77-1.49	61	1.30	
Apples Red Delicious	3 lb bag	3.29	16	3.29		2.98	18	2.98					
Apples Red Delicious	2 lb bag					2.99	8	2.99					
Apples, Processed Juice	64 oz (1/2 gallon)	1.99-3.99	925	2.57		2.00-2.99	570	2.35		1.79-2.50	141	2.00	
Apples, Processed Juice	128 oz (1 gallon)	4.99	28	4.99						4.79	15	4.79	
Apples, Processed Juice Marked Cider	64 oz (1/2 gallon)	1.99	21	1.99						1.99-4.99	45	2.99	
Avocados Hass	each	0.67-3.00	1,542	1.24		0.50-2.50	1,474	1.15		0.49-2.49	1,925	1.16	
Avocados Various Greenskin Varieties	each	2.00	88	2.00		2.00	2	2.00		0.99	192	0.99	
Bananas	per pound									0.48-0.59	96	0.51	
Blueberries	6 oz package	3.00	210	3.00		2.50-3.49	665	3.27		2.50-3.33	19	2.98	
Blueberries	1 pint package	2.50-4.79	1,236	3.39		2.45-3.99	372	3.27		1.99-3.99	778	2.97	33
Blueberries	18 oz package	4.99-5.00	437	5.00		2.99-4.99	302	4.59		2.50-5.49	435	3.16	
Cantaloups	each	2.49-3.99	648	3.02	4	1.50-3.99	1,038	2.68		1.79-3.99	765	3.24	1
Cantaloups	per pound	2.99	63	2.99						0.69-3.29	14	1.99	50

Wtd Avg - Simple weighted average



Commodity Variety	Unit	NORTHEAST U.S.				SOUTHEAST U.S.				MIDWEST U.S.			
		Price Range	Stores with Ads	Wtd Avg Price	% Marked Local	Price Range	Stores with Ads	Wtd Avg Price	% Marked Local	Price Range	Stores with Ads	Wtd Avg Price	% Marked Local
Cherries Red Varieties	per pound	3.99-6.99	401	5.73		3.99-4.99	1,149	4.98		3.99-5.99	454	5.46	2
Clementines	3 lb bag	3.99-6.99	429	4.82		3.98-4.99	46	4.49		3.79-4.99	129	4.33	
Clementines	2 lb bag	2.99-4.99	66	3.71		3.99	8	3.99		2.99	128	2.99	
Fruit, Other Cactus Pears	per pound									0.68	8	0.68	
Fruit, Other Cactus Pears	each									0.25	15	0.25	
Grapefruit Red	each	1.25	43	1.25									
Grapefruit Red	5 lb bag									6.98	10	6.98	
Grapes Black Seedless	per pound	0.99-3.99	1,201	1.91		1.98-2.99	774	2.64		0.99-2.99	1,281	1.83	1
Grapes Red Globe	per pound	2.49	190	2.49		2.49-2.99	468	2.97					
Grapes Red Seedless	per pound	0.99-3.99	1,884	2.09		1.49-2.69	1,776	2.26		0.89-3.49	1,466	1.87	
Grapes White Seedless Type	per pound	0.99-3.99	1,697	2.03		1.29-2.99	1,626	1.56		0.99-3.49	1,899	1.81	
Honeydews	each	3.49-4.99	195	3.61		3.49-3.99	86	3.74		3.50-4.99	28	4.40	
Kiwifruit Hayward	each	0.50-0.75	75	0.53		0.38-0.50	181	0.44		0.66-0.67	35	0.67	
Lemons	each	0.30-0.99	478	0.64		0.25-0.78	114	0.45		0.66-0.77	44	0.69	
Lemons	per pound					3.39	69	3.39		0.88-0.99	14	0.93	
Lemons	2 lb bag	2.99-3.99	165	3.09		2.98-3.49	62	3.06		2.50-3.59	42	3.03	
Limes	each	0.33-0.67	262	0.41		0.09-0.50	519	0.34		0.50-0.77	50	0.67	
Mangoes	each	0.69-2.50	969	1.24		0.68-2.00	2,184	1.04		0.50-1.67	964	0.88	
Misc Berries Blackberries	5.6 - 6 oz package	1.99-4.00	1,009	3.00		1.99-3.99	919	3.05		2.50-3.50	297	3.08	
Nectarines Various White Flesh Varieties	per pound	1.99-3.49	512	2.57		1.99-2.49	2,092	2.26		0.99-2.49	76	1.13	
Nectarines Various Yellow Flesh Varieties	per pound	0.89-3.99	1,490	2.16	3	0.89-2.99	3,160	2.23		0.99-3.49	720	2.29	
Oranges Navel	each	0.40-1.67	187	0.97		0.79-1.25	1,564	0.95					
Oranges Navel	per pound	1.69	40	1.69		1.49-1.69	1,173	1.50		1.46	10	1.46	
Oranges Navel	3 lb bag	2.89-5.99	1,086	4.13		2.89-5.49	925	4.42		2.89-5.99	909	3.54	
Oranges Navel	4 lb bag	5.99	24	5.99		5.99	14	5.99		4.99-6.99	28	5.63	
Oranges Valencia	each	0.50	37	0.50		0.50	2	0.50					
Papaya Maradol/Tainung Types	per pound	1.29-1.49	57	1.46		0.68-1.28	20	0.74		0.89	8	0.89	
Papaya Solo Type	per pound	1.29	64	1.29		1.49	46	1.49					
Peaches Various White Flesh Varieties	per pound	1.99-3.49	438	2.67		1.69-2.49	1,169	2.47					
Peaches Various Yellow Flesh Varieties	per pound	0.89-3.99	2,675	1.82	5	0.89-2.99	2,872	2.13	1	0.68-3.49	1,456	2.11	5

Wtd Avg - Simple weighted average



Commodity Variety	Unit	NORTHEAST U.S.				SOUTHEAST U.S.				MIDWEST U.S.			
		Price Range	Stores with Ads	Wtd Avg Price	% Marked Local	Price Range	Stores with Ads	Wtd Avg Price	% Marked Local	Price Range	Stores with Ads	Wtd Avg Price	% Marked Local
Pears Bartlett	per pound	1.69-1.99	157	1.87		0.99-1.99	643	1.70		0.99-1.99	737	1.46	
Pears D'Anjou	per pound	2.49	22	2.49									
Pineapples	each	2.99-4.99	140	3.81		2.29-2.99	807	2.83		1.29-3.49	285	2.68	
Plums	per pound	1.99-2.99	433	2.61		1.98-2.99	694	2.88		1.99-2.99	384	2.42	
Plums Interspecific Type	per pound	2.49-2.99	521	2.86		1.99	1,135	1.99		2.99	45	2.99	
Pomegranates	each					2.00	18	2.00					
Prunes	per pound	2.00-2.99	85	2.84									
Raspberries Red	6 oz package	3.00-4.00	883	3.43		1.99-3.99	961	3.09		1.77-3.50	507	2.53	
Strawberries	1 lb package	1.79-4.49	1,549	3.18		1.79-3.99	1,993	2.30		1.79-3.50	966	2.19	
Strawberries	2 lb package									4.49	233	4.49	
Tangerines	per pound	1.78	2	1.78		1.49	1,135	1.49		1.48-1.99	228	1.55	3
Tangerines	3 lb bag	3.49-5.99	508	4.14		3.49-5.99	2,397	4.30		3.99-4.99	982	4.34	
Tangerines	2 lb bag					2.99-3.99	73	3.43					
Tangerines	each	0.80	24	0.80		0.17	68	0.17					
Tangelos	per pound									1.99	15	1.99	
Tangelos	each					1.25	453	1.25					
Watermelons Red Flesh Seedless Miniature	each	3.49	179	3.49		3.49-5.99	57	4.10		3.98	192	3.98	
Watermelons Red Flesh Seedless Type	each	3.99-8.99	898	5.75	1	2.95-6.99	289	4.57		2.99-6.49	419	5.76	8
Watermelons Red Flesh Seedless Type	per pound	0.39-0.79	103	0.54						0.69-0.99	127	0.95	
FRUITS - ORGANIC													
Apples Fuji	3 lb bag					3.98	200	3.98					
Apples Gala	per pound	2.49	40	2.49		2.49	38	2.49		1.99-2.49	57	2.43	
Apples Gala	3 lb bag	5.99	11	5.99									
Apples Gala	2 lb bag	4.99	22	4.99		4.99	1,135	4.99					
Apples Honeycrisp	per pound	3.99	7	3.99									
Apples Honeycrisp	2 lb bag									5.99	21	5.99	
Apples Pink Lady/Cripps Pink	2 lb bag	5.99	20	5.99		5.99	119	5.99		5.99	24	5.99	
Apples Red Delicious	per pound	1.99	43	1.99									
Apples, Processed Juice	64 oz (1/2 gallon)					2.99	188	2.99		2.99-3.49	301	3.10	
Avocados Hass	each	1.67-2.50	381	1.79		2.00-2.50	234	2.10		0.99-2.50	359	2.18	

Wtd Avg - Simple weighted average



Commodity Variety	Unit	NORTHEAST U.S.				SOUTHEAST U.S.				MIDWEST U.S.			
		Price Range	Stores with Ads	Wtd Avg Price	% Marked Local	Price Range	Stores with Ads	Wtd Avg Price	% Marked Local	Price Range	Stores with Ads	Wtd Avg Price	% Marked Local
Avocados Various Greenskin Varieties	each									2.49	11	2.49	
Bananas	per pound	0.69-0.79	472	0.70						0.69-0.99	38	0.83	
Blueberries	6 oz package	2.99-3.99	482	3.11		2.99-3.50	135	3.44		2.48-3.50	86	3.04	
Blueberries	1 pint package	2.99-5.99	269	5.84						3.99	99	3.99	
Blueberries	18 oz package	6.99	22	6.99									
Cantaloups	each	2.99-4.99	65	4.10		3.99	38	3.99		2.50-3.99	66	3.63	
Grapes Black Seedless	per pound	2.49-2.99	230	2.90		2.49	38	2.49		1.99-2.49	283	2.08	
Grapes Red Seedless	per pound	2.49-3.99	833	3.10		2.49-3.99	1,280	3.01		1.99-3.29	475	2.44	
Grapes White Seedless Type	per pound	2.49-3.99	806	3.09		2.49-3.99	1,280	3.01		1.99-2.99	484	2.40	
Lemons	2 lb bag	3.99	5	3.99									
Limes	each					0.50	200	0.50					
Mangoes	each	1.50	9	1.50									
Misc Berries Blackberries	5.6 - 6 oz package	2.99-3.50	457	3.04		3.50	339	3.50		2.99-3.50	276	3.05	
Nectarines Various White Flesh Varieties	per pound									2.99	186	2.99	
Nectarines Various Yellow Flesh Varieties	per pound	3.79	70	3.79		2.99	1,173	2.99		2.99	186	2.99	
Peaches Various Yellow Flesh Varieties	per pound	2.99-3.99	116	3.52		2.99	1,173	2.99		2.99-4.49	197	3.07	
Pears Bartlett	per pound	1.99-2.29	48	2.02									
Plums	per pound	3.99	6	3.99									
Raspberries Red	6 oz package	3.50-3.99	25	3.60		3.50	119	3.50		2.99-3.50	41	3.42	
Strawberries	1 lb package	3.99-4.99	501	4.72		4.99-5.99	93	5.83		2.49-4.99	55	3.60	

ONIONS AND POTATOES

Onions, Dry Red	per pound	0.99-2.49	47	1.80		0.99-2.49	1,211	1.74		1.29-1.49	64	1.45	
Onions, Dry Red	2 lb bag	2.00	8	2.00		1.48	2	1.48					
Onions, Dry White	per pound									0.99-1.49	76	1.38	
Onions, Dry Yellow	per pound	1.29-2.49	68	1.73		0.99-1.19	44	1.04		0.49-0.79	20	0.67	
Onions, Dry Yellow	2 lb bag	2.50	24	2.50		0.98	34	0.98					
Onions, Dry Yellow	3 lb bag	2.50-2.99	263	2.88		2.00-2.99	154	2.86		2.99-3.49	53	3.02	
Onions, Dry Yellow Marked Sweet	per pound	0.99-1.49	465	1.36	2	0.99-1.49	182	1.27		0.99-1.29	398	1.17	
Onions, Dry Yellow Marked Sweet	2 lb bag	2.29	106	2.29		2.00	11	2.00		2.50-2.99	169	2.98	
Onions, Dry	3 lb bag	3.79-3.99	71	3.97	11	2.50-3.99	164	2.95					

Wtd Avg - Simple weighted average



Commodity Variety	Unit	NORTHEAST U.S.				SOUTHEAST U.S.				MIDWEST U.S.			
		Price Range	Stores with Ads	Wtd Avg Price	% Marked Local	Price Range	Stores with Ads	Wtd Avg Price	% Marked Local	Price Range	Stores with Ads	Wtd Avg Price	% Marked Local
Yellow Marked Sweet													
Onions, Dry Yellow Marked Sweet	5 lb bag					3.99	82	3.99					
Potatoes Round Red	per pound	0.99-1.49	100	1.35						0.79	30	0.79	
Potatoes Round Red	5 lb bag					3.49-3.99	109	3.98		3.29-3.99	39	3.67	
Potatoes Round White	5 lb bag	2.99-3.50	180	3.10	7	2.99-3.49	112	3.13		2.50-3.79	291	3.53	100
Potatoes Round White	10 lb bag					3.49	9	3.49					
Potatoes Russet	5 lb bag	3.29-4.99	271	3.98		2.98-3.99	88	3.31		2.50-2.99	27	2.84	41
Potatoes Russet	8 lb bag					5.99	191	5.99					
Potatoes Yellow Type	per pound	0.99	28	0.99									
Potatoes Yellow Type	3 lb bag	5.99	22	5.99						0.99-2.99	43	2.40	
Potatoes Yellow Type	5 lb bag	3.99-4.99	58	4.13		3.99-4.97	185	4.35		2.99-3.99	170	3.80	75
ONIONS AND POTATOES - ORGANIC													
Onions, Dry Yellow	per pound									1.19	11	1.19	
Onions, Dry Yellow	2 lb bag	3.99	22	3.99									
Onions, Dry Yellow	3 lb bag					3.99	78	3.99					
Potatoes Round Red	3 lb bag	4.99	22	4.99						3.99	69	3.99	
Potatoes Russet	per pound									1.79	11	1.79	
Potatoes Russet	3 lb bag	4.99	22	4.99						3.99	69	3.99	
Potatoes Yellow Type	3 lb bag	4.99	22	4.99						3.99	69	3.99	
VEGETABLES													
Artichokes	each					2.50	188	2.50		1.95	10	1.95	
Asparagus Green	per pound	3.49-4.99	70	3.82		3.49	38	3.49		3.49	50	3.49	
Beans Round Green Type	per pound	0.99-1.69	106	1.18	58	1.29-1.78	301	1.44		0.88-1.99	1,071	1.26	80
Broccoli	per bunch	0.99-2.99	111	2.12		0.99-2.99	1,323	2.81		2.50	16	2.50	
Broccoli Crown Cut	per pound	0.99-1.99	773	1.66	25	0.99-2.99	464	1.90	3	0.99-2.19	751	1.79	1
Brussels Sprouts	per pound	3.49-3.99	182	3.79		3.99	220	3.99		0.99-1.29	21	1.08	
Beets	per bunch	1.99-3.00	132	2.39									
Beets	per pound					0.50	68	0.50		0.49-0.89	134	0.84	96
Cabbage Round Green Type	per pound	0.49-0.89	433	0.83	46	0.48-0.89	1,237	0.82	1	0.49-0.89	449	0.70	48
Carrots	1 lb bag	0.99-1.50	93	1.33		0.89	34	0.89		0.99-1.39	32	1.18	
Carrots	2 lb bag	2.00-2.50	203	2.07						1.66	30	1.66	

Wtd Avg - Simple weighted average



Commodity Variety	Unit	NORTHEAST U.S.				SOUTHEAST U.S.				MIDWEST U.S.			
		Price Range	Stores with Ads	Wtd Avg Price	% Marked Local	Price Range	Stores with Ads	Wtd Avg Price	% Marked Local	Price Range	Stores with Ads	Wtd Avg Price	% Marked Local
Carrots Baby Peeled	1 lb bag	0.99-2.00	223	1.67		1.00-2.00	203	1.36		0.99-1.79	173	1.31	
Carrots Baby Peeled	2 lb bag	2.19	63	2.19						2.49-2.99	163	2.56	
Cauliflower	each	2.49-3.99	293	2.78	11	1.48-3.59	2,513	2.51		1.88-3.59	77	2.82	
Cauliflower	per pound									0.69-1.69	212	1.24	
Celery	each	1.29-2.99	622	2.04		0.99-2.00	60	1.88		0.88-1.50	280	1.10	66
Celery Hearts	each	2.49-2.99	700	2.68		2.69	78	2.69					
Cilantro	per bunch	0.69-0.99	190	0.72	5	0.50-0.69	4	0.60		0.33-0.50	17	0.42	
Corn-Sweet	each	0.40-0.67	1,162	0.53	19	0.33-1.09	361	0.50		0.25-0.75	668	0.47	18
Cucumbers	each	0.50-2.00	533	0.88	7	0.33-1.25	683	0.70		0.33-1.00	596	0.66	11
Cucumbers Long Seedless- Greenhouse	each	0.97-2.50	1,381	1.36		0.99	188	0.99		0.66-2.50	444	1.28	2
Eggplant	per pound	0.99-1.79	1,022	1.34	41	0.68	68	0.68		0.88-1.49	420	1.00	96
Eggplant	each									1.49-1.98	17	1.78	100
Garlic	per pound	3.99	8	3.99									
Garlic	per sleeve	0.99-2.50	74	1.17		0.99	2	0.99		0.67-1.50	127	0.73	
Greens Collard	per bunch									0.99-1.25	88	1.02	90
Greens Collard	per pound	0.99	9	0.99	100					0.88	7	0.88	
Greens Collard	1 lb bag					2.48	59	2.48					
Greens Kale	per bunch									0.99-1.49	126	1.06	76
Greens Kale	per pound	0.99	9	0.99	100					0.88	7	0.88	
Greens Mustard	per bunch									0.99-1.25	19	1.13	53
Greens Mustard	per pound									0.88	7	0.88	
Greens Swiss Chard	per bunch	2.50	6	2.50	100					3.28-3.29	17	3.28	100
Greens Swiss Chard	per pound	0.99	9	0.99	100								
Greens Turnip Tops	per bunch									0.99-1.25	19	1.13	53
Greens Turnip Tops	per pound									0.88	7	0.88	
Lettuce, Iceberg	each	0.99-1.99	378	1.54		1.50-2.00	1,371	1.93		1.29-1.79	372	1.65	
Lettuce, Other Green Leaf	each					1.49	957	1.49		0.99	69	0.99	100
Lettuce, Other Green Leaf	per pound	0.99-1.99	81	1.88	11					0.99-1.69	153	1.60	7
Lettuce, Other Red Leaf	each	0.99	8	0.99	100	1.49	957	1.49		0.99	69	0.99	100
Lettuce, Other Red Leaf	per pound	0.99-1.99	81	1.88	11					0.99-1.69	153	1.60	7
Lettuce, Romaine	each	0.99	80	0.99		1.49-3.49	1,035	1.64		0.99	69	0.99	100
Lettuce, Romaine	per pound	1.99	72	1.99						0.99-1.59	55	1.40	18



Commodity Variety	Unit	NORTHEAST U.S.				SOUTHEAST U.S.				MIDWEST U.S.			
		Price Range	Stores with Ads	Wtd Avg Price	% Marked Local	Price Range	Stores with Ads	Wtd Avg Price	% Marked Local	Price Range	Stores with Ads	Wtd Avg Price	% Marked Local
Lettuce, Romaine Hearts	3 count package	2.50-3.99	937	3.27		2.99-3.99	1,554	3.21		2.88-4.59	305	3.18	
Mushrooms Portobella	per pound									2.49	12	2.49	
Mushrooms Portobella	8 oz package	1.67-2.50	56	2.38		2.00	1,135	2.00					
Mushrooms Portobella	6 oz package	3.99	16	3.99						3.00	17	3.00	
Mushrooms White	8 oz package	1.67-2.00	581	1.91		1.69-2.00	242	1.80		1.98-2.50	295	2.18	
Onions Green	per bunch	0.66-0.69	121	0.67						0.67-0.89	374	0.81	
Peppers, Bell Type Green	per pound	0.99-1.99	643	1.65	60	1.28-1.49	48	1.48		0.69-1.99	214	1.46	71
Peppers, Bell Type Green	each	1.00	551	1.00		0.69-1.00	549	0.74		0.50-1.25	437	0.77	30
Peppers, Bell Type Orange	per pound	2.00-3.99	180	3.46									
Peppers, Bell Type Orange	each	0.97-1.67	204	1.18		0.88-1.67	220	1.04		1.25-1.67	132	1.44	
Peppers, Bell Type Orange-Greenhouse	per pound	3.49	8	3.49									
Peppers, Bell Type Orange-Greenhouse	each	1.67	267	1.67		1.00	78	1.00					
Peppers, Bell Type Red	per pound	1.99-3.99	267	3.28									
Peppers, Bell Type Red	each	0.97-1.67	204	1.18		0.88-2.00	289	1.27		1.25-1.67	324	1.47	
Peppers, Bell Type Red-Greenhouse	per pound	3.49	8	3.49									
Peppers, Bell Type Red-Greenhouse	each	1.67	267	1.67		1.00	78	1.00					
Peppers, Bell Type Yellow	per pound	2.00-3.99	243	3.34									
Peppers, Bell Type Yellow	each	0.97-1.67	204	1.18		0.88-1.67	220	1.04		1.25-1.67	324	1.47	
Peppers, Bell Type Yellow-Greenhouse	per pound	3.49	8	3.49									
Peppers, Bell Type Yellow-Greenhouse	each	1.67	267	1.67		1.00	78	1.00					
Peppers, Other Jalapeno	per pound	1.29	8	1.29						0.68-2.48	241	1.59	63
Peppers, Other Mixed Mini Sweet Types	1 lb package	2.99	6	2.99		6.98	69	6.98		2.50-4.99	256	3.87	
Peppers, Other Serrano	per pound									0.68-2.48	159	1.71	84
Radishes	per bunch	1.50	21	1.50	100					0.77-0.98	76	0.90	22
Radishes	1 lb bag	2.49	255	2.49		1.28	18	1.28		1.50	21	1.50	
Salad Mixed Types	1 lb bag					1.89	14	1.89					
Salad Mixed Types	10 - 12 oz package	2.00-3.54	1,249	3.05		1.00-3.50	237	1.65		1.50-3.33	388	2.64	
Salad Mixed Types	5 - 9 oz package	2.00-3.54	1,116	3.18	1	1.50-3.50	158	2.66		1.50-3.49	439	3.01	
Spinach	per bunch									0.99	13	0.99	54
Spinach Flat, Baby Type	10 oz package									3.99-4.49	12	4.28	
Spinach Flat, Baby Type	8 oz package									0.99-2.50	67	1.46	
Spinach Flat, Baby Type	9 oz package	3.00-4.99	80	3.92									

Wtd Avg - Simple weighted average



Commodity Variety	Unit	NORTHEAST U.S.				SOUTHEAST U.S.				MIDWEST U.S.			
		Price Range	Stores with Ads	Wtd Avg Price	% Marked Local	Price Range	Stores with Ads	Wtd Avg Price	% Marked Local	Price Range	Stores with Ads	Wtd Avg Price	% Marked Local
Spinach Flat, Baby Type	5 - 6 oz package	4.00	16	4.00		2.50	46	2.50		3.49	12	3.49	
Squash Acorn	per pound									0.69-1.29	30	1.03	100
Squash Butternut	per pound									0.69-1.29	30	1.03	100
Squash Grey	per pound									0.79-0.99	27	0.92	
Squash Spaghetti	per pound									0.69-1.29	30	1.03	100
Squash Yellow Crookneck/Straightneck	per pound	0.99-1.99	1,045	1.42	53	0.98-1.99	772	1.36	6	0.69-1.79	683	1.16	66
Squash Zucchini	per pound	0.99-1.99	1,061	1.43	52	0.98-1.99	748	1.36	6	0.69-1.79	683	1.16	66
Sweet Potatoes	per pound	0.69-0.99	188	0.83		0.69-0.99	176	0.90		0.78-0.99	269	0.97	
Tomatoes	per pound	1.29-2.29	327	1.85	57	0.99-1.99	43	1.54	12	1.29-2.99	175	1.64	62
Tomatoes Vine Ripe - Heirloom Varieties-Greenhouse	per pound	2.99-4.99	31	4.60						2.99	12	2.99	
Tomatoes Vine Ripes	per pound	1.79-2.49	97	1.89	87	0.79-2.29	424	1.74		0.89-2.99	129	1.28	17
Tomatoes Vine Ripes-Greenhouse	per pound	1.99-2.49	27	2.14		1.99	9	1.99					
Tomatoes Vine Ripes, On The Vine-Greenhouse	per pound	1.29-2.49	329	1.88		0.98-1.99	721	1.68		0.99-2.49	470	1.84	
Tomatoes, Cherry	1 pint package	1.99	74	1.99						1.50-2.50	42	2.00	
Tomatoes, Grape Type	1 pint package	0.99-2.50	414	2.34		2.50	707	2.50		1.28-2.50	656	1.98	
Tomatoes, Grape Type	10 oz package	2.00-3.99	337	2.70	56	1.99-2.99	1,019	2.00	1	0.99-3.33	327	1.58	
Tomatoes, Plum Type Roma	per pound	0.99-2.49	800	1.30		0.78-1.69	676	1.20		0.49-1.99	1,622	1.00	2
Tomatillos	per pound									0.68-1.19	232	0.91	7
VEGETABLES - ORGANIC													
Broccoli	per bunch	3.50-3.99	76	3.71									
Broccoli Baby Hybrid Type	per bunch					2.98	31	2.98					
Carrots Baby Peeled	1 lb bag	1.99-2.50	558	2.24						2.00-2.29	229	2.01	
Cauliflower	each					2.88-4.49	87	4.32		2.88-3.49	19	3.20	
Celery	each	1.99-2.50	106	2.48						1.49-2.48	55	1.91	
Celery Hearts	each	2.50-3.00	67	2.81		1.98-3.00	11	2.17		1.98-2.79	242	2.76	
Cilantro	per bunch	1.99-2.50	59	2.44									
Corn-Sweet	each					0.40	46	0.40					
Cucumbers	each	2.50	33	2.50						0.89-1.25	25	1.16	
Cucumbers	per pound	2.99	7	2.99									
Cucumbers	each	1.67-2.50	441	2.48		2.00-2.50	653	2.35					

Wtd Avg - Simple weighted average



Commodity Variety	Unit	NORTHEAST U.S.				SOUTHEAST U.S.				MIDWEST U.S.			
		Price Range	Stores with Ads	Wtd Avg Price	% Marked Local	Price Range	Stores with Ads	Wtd Avg Price	% Marked Local	Price Range	Stores with Ads	Wtd Avg Price	% Marked Local
Long Seedless-Greenhouse Greens Kale	per bunch	1.99-2.00	56	2.00									
Lettuce, Iceberg	each	2.99	72	2.99		2.50	1,135	2.50					
Lettuce, Other Green Leaf	each									1.79	11	1.79	
Lettuce, Other Red Leaf	each									1.79	11	1.79	
Lettuce, Romaine Hearts	3 count package	3.50-3.99	77	3.85		3.99	2	3.99		3.79-4.99	33	4.74	
Mushrooms White	8 oz package	3.99	49	3.99						1.99-3.00	114	2.30	
Onions Green	per bunch	0.99	89	0.99		0.99	2	0.99					
Peppers, Bell Type Green	per pound	1.99-2.49	51	2.41									
Peppers, Other Jalapeno	per pound									3.59	11	3.59	
Radishes	per bunch	2.00	28	2.00									
Salad Mixed Types	1 lb bag					5.49	188	5.49		3.00-5.49	346	5.19	
Salad Mixed Types	10 - 12 oz package	4.99-5.00	594	4.99		5.00	43	5.00					
Salad Mixed Types	5 - 9 oz package	2.99-4.00	402	3.52		2.50-3.99	264	3.22		2.00-3.99	280	3.08	
Spinach Flat, Baby Type	1 lb package	4.99	80	4.99						5.49	147	5.49	
Spinach Flat, Baby Type	5 - 6 oz package	3.50-3.99	94	3.88									
Squash Yellow Crookneck/Straightneck	per pound	2.49	136	2.49						2.49	19	2.49	
Squash Zucchini	per pound	2.49	136	2.49						1.69-2.49	30	2.20	
Tomatoes	per pound					2.99	2	2.99		2.49-2.59	35	2.52	69
Tomatoes Vine Ripe - Heirloom Varieties-Greenhouse	per pound	3.99	60	3.99		3.99	157	3.99		3.99	24	3.99	
Tomatoes Vine Ripes	per pound	2.99	72	2.99						2.99	43	2.99	
Tomatoes Vine Ripes-Greenhouse	per pound	3.49-3.99	78	3.54									
Tomatoes Vine Ripes, On The Vine-Greenhouse	per pound	2.99-3.99	270	3.96									
Tomatoes, Grape Type	1 pint package	1.99-3.99	302	2.78						2.00-3.99	32	3.09	
OTHER SPECIALTY CROPS ITEMS													
Hemp Seeds-Shelled	8 oz package	9.29	40	9.29		8.49	69	8.49					
Hemp Seeds-Shelled	16 oz package	13.59	40	13.59		14.59	38	14.59					
OTHER SPECIALTY CROPS ITEMS - ORGANIC													
Hemp Seeds-Shelled	7 oz	10.19	40	10.19		8.89-	69	10.51					

Wtd Avg - Simple weighted average



Commodity Variety	Unit	NORTHEAST U.S.				SOUTHEAST U.S.				MIDWEST U.S.			
		Price Range	Stores with Ads	Wtd Avg Price	% Marked Local	Price Range	Stores with Ads	Wtd Avg Price	% Marked Local	Price Range	Stores with Ads	Wtd Avg Price	% Marked Local
Hemp Seeds-Shelled	package					12.49							
Hemp Seeds-Shelled	12 oz package	14.39	40	14.39		13.59-15.99	69	14.67					
Hemp Seeds-Shelled	16 oz package					14.99	31	14.99					
SEASONAL ITEMS													
Chayote	each	0.50-0.67	46	0.64									
Gladiola	bunched 5s									3.99	19	3.99	
Potted Plants Chrysanthemum	6 inch pot					6.99	40	6.99		11.99	13	11.99	
Potted Plants Chrysanthemum	8 inch pot	6.00	203	6.00	94	4.89	40	4.89		6.99-8.00	164	7.93	7
Rose, Hybrid Tea	bunched 12s	9.99	24	9.99		7.00-9.98	190	7.03		7.00-9.99	226	7.25	
Tulips	bunched 10s	7.00	70	7.00									

Commodity Variety	Unit	SOUTH CENTRAL U.S.				SOUTHWEST U.S.				NORTHWEST U.S.			
		Price Range	Stores with Ads	Wtd Avg Price	% Marked Local	Price Range	Stores with Ads	Wtd Avg Price	% Marked Local	Price Range	Stores with Ads	Wtd Avg Price	% Marked Local
FRUITS													
Apples Fuji	per pound					0.88-2.49	468	2.17		1.38	11	1.38	
Apples Fuji	3 lb bag									2.98	8	2.98	
Apples Gala	per pound	0.89-1.98	387	1.20		0.88-2.49	513	1.78		0.99-1.49	184	1.07	
Apples Gala	3 lb bag	3.99-4.99	84	4.28	71	4.99	102	4.99		3.99	9	3.99	
Apples Granny Smith	per pound					0.88-2.49	351	2.07					
Apples Granny Smith	3 lb bag	4.99	73	4.99		4.99	419	4.99		2.98-5.49	138	5.25	
Apples Honeycrisp	per pound	0.99-2.79	733	2.20		0.97-2.99	644	1.86		0.99-2.00	241	1.79	30
Apples Pink Lady/Cripps Pink	per pound	1.69-1.99	35	1.76									
Apples Pink Lady/Cripps Pink	3 lb bag	4.99	49	4.99		4.99	317	4.99		2.98-5.49	129	5.33	
Apples Red Delicious	per pound	0.89	17	0.89		1.49	11	1.49					
Apples Red Delicious	3 lb bag	1.97	53	1.97						2.98-3.99	17	3.51	
Apples, Processed Juice	64 oz (1/2 gallon)	1.67-2.50	400	2.16		1.99-3.00	904	2.41		1.99-3.49	26	2.44	
Avocados Hass	each	0.59-2.00	1,785	1.33		0.25-2.49	1,577	1.41	16	0.77-2.50	403	1.51	
Avocados Various Greenskin	each	2.00	49	2.00						1.50	9	1.50	

Wtd Avg - Simple weighted average



Commodity Variety	Unit	SOUTH CENTRAL U.S.				SOUTHWEST U.S.				NORTHWEST U.S.			
		Price Range	Stores with Ads	Wtd Avg Price	% Marked Local	Price Range	Stores with Ads	Wtd Avg Price	% Marked Local	Price Range	Stores with Ads	Wtd Avg Price	% Marked Local
Varieties													
Bananas	per pound	0.49-0.50	240	0.50		0.39-0.69	160	0.52					
Blueberries	6 oz package	3.34-3.49	87	3.41		0.99-3.50	199	1.10		1.50-3.00	42	2.23	
Blueberries	1 pint package	1.97-2.50	145	2.09		3.50	113	3.50		2.00-3.39	86	2.89	
Blueberries	18 oz package	2.47-4.99	968	2.96		2.49-5.99	593	3.81		2.77-6.99	410	4.43	
Cantaloups	each	1.50-3.55	730	2.28	3	0.95-3.99	1,519	2.83	17	1.50-3.99	207	3.07	
Cantaloups	per pound	0.50	68	0.50		0.33-0.69	677	0.49	7	0.99-1.29	33	1.18	
Cherries Red Varieties	per pound					3.99-6.99	856	6.20		4.49	23	4.49	
Clementines	3 lb bag	3.99-5.99	152	5.10									
Clementines	2 lb bag	4.99	178	4.99						4.99	206	4.99	
Fruit, Other Cactus Pears	per pound					0.50	41	0.50					
Fruit, Other Cactus Pears	each	0.25-0.33	85	0.27		0.12-0.25	43	0.23					
Grapefruit Red	each	0.99	10	0.99									
Grapes Black Seedless	per pound	0.99-2.39	595	1.84		1.99-2.99	785	2.59	60	1.99-2.49	342	2.29	
Grapes Red Globe	per pound	2.99	49	2.99									
Grapes Red Seedless	per pound	1.29-2.49	677	1.93		0.98-3.99	2,015	2.57	58	0.99-2.99	455	2.22	
Grapes White Seedless Type	per pound	1.28-2.39	926	1.84		0.50-3.99	2,315	2.54	50	0.99-2.99	455	2.22	
Honeydews	each					3.00-3.99	303	3.37		4.99	15	4.99	
Honeydews	per pound	0.99	161	0.99		0.99	8	0.99					
Kiwifruit Hayward	each	0.39-0.50	61	0.47		0.25-0.50	155	0.34					
Kiwifruit Hayward	1 lb bag									2.49	64	2.49	
Lemons	each	0.25-3.99	206	1.35		0.29-0.99	386	0.89		0.67	36	0.67	
Lemons	2 lb bag	3.48-3.49	21	3.48									
Limes	each	0.10-0.34	119	0.16						0.33-0.67	64	0.52	
Limes	per pound					0.50-0.89	60	0.85					
Mangoes	each	0.49-2.00	782	1.11		0.49-2.00	1,767	1.07		0.98-1.50	264	1.06	
Misc Berries Blackberries	5.6 - 6 oz package	2.50-3.34	203	2.87		3.50	113	3.50		2.50	10	2.50	
Nectarines Various White Flesh Varieties	per pound	0.99-2.99	165	2.81		0.99-2.99	204	1.42	47	2.99	28	2.99	
Nectarines Various Yellow Flesh Varieties	per pound	0.89-2.99	838	1.57		0.50-2.99	1,659	2.20	43	0.89-1.99	91	1.01	
Oranges Navel	each	1.25	49	1.25									
Oranges Navel	per pound	1.29-1.69	108	1.46		0.89-1.79	209	1.38		0.99-1.99	81	1.72	
Oranges Navel	3 lb bag	2.89-5.88	334	3.59		2.29	35	2.29					



Commodity Variety	Unit	SOUTH CENTRAL U.S.				SOUTHWEST U.S.				NORTHWEST U.S.			
		Price Range	Stores with Ads	Wtd Avg Price	% Marked Local	Price Range	Stores with Ads	Wtd Avg Price	% Marked Local	Price Range	Stores with Ads	Wtd Avg Price	% Marked Local
Oranges Valencia	per pound					0.99-1.99	56	1.19					
Papaya Maradol/Tainung Types	per pound	0.99-1.49	66	1.36		0.79-1.99	131	0.95		1.89	18	1.89	
Peaches Various White Flesh Varieties	per pound	1.98-2.99	279	2.48		0.99-2.99	372	1.48	72	1.69-2.99	34	2.87	
Peaches Various Yellow Flesh Varieties	per pound	0.69-2.99	992	1.41	3	0.50-2.99	2,096	2.14	42	0.89-3.99	154	1.85	
Pears Bartlett	per pound	0.89-1.99	399	1.22		0.88-2.49	816	1.70	19	0.99-1.99	229	1.22	
Pears Bosc	per pound	0.89	48	0.89		0.88-1.99	593	1.29	26	0.99	15	0.99	
Pineapples	each	2.00-2.99	548	2.40		2.29-3.50	1,169	2.91		0.99-3.00	143	2.71	
Pineapples	per pound	0.79	68	0.79		0.50	47	0.50					
Plums	per pound	0.97-2.99	345	2.06		0.79-1.49	18	1.22		1.99-3.49	83	2.66	
Plums Interspecific Type	per pound					1.40-2.99	529	2.65					
Pomegranates	each	1.99	145	1.99									
Raspberries Red	6 oz package	2.50-3.49	93	3.35		2.00-3.99	159	3.42		2.00-3.00	56	2.38	
Strawberries	1 lb package	2.50-3.34	167	2.75		3.50	113	3.50		2.50	121	2.50	
Strawberries	2 lb package	3.99	108	3.99		5.99	113	5.99					
Tangerines	per pound	1.50	68	1.50		1.50-2.50	165	1.96					
Tangerines	3 lb bag	2.99-5.49	351	3.97		3.99-4.99	225	4.44		3.99-4.99	82	4.21	
Tangerines	2 lb bag	3.50-4.99	215	4.30		1.99-3.50	166	3.32		4.99	9	4.99	
Tangerines	each	0.25	17	0.25									
Tangelos	per pound					2.99	8	2.99					
Tangelos	each	1.25	49	1.25									
Watermelons Red Flesh Seeded Type	per pound									0.39	9	0.39	100
Watermelons Red Flesh Seedless Miniature	each	1.50-3.98	206	2.20		0.99-4.99	1,249	3.38		1.50-3.98	178	2.97	
Watermelons Red Flesh Seedless Type	each	5.99-6.99	100	6.05	25	4.99-6.99	140	5.93					
Watermelons Red Flesh Seedless Type	per pound	0.69	32	0.69	100	0.39-0.50	55	0.40	76	0.33-0.99	300	0.71	12
FRUITS - ORGANIC													
Apples Fuji	per pound					2.99	152	2.99					
Apples Gala	per pound	1.49-2.49	193	1.72		2.49-2.99	213	2.85		1.49-2.49	149	1.64	5
Apples Honeycrisp	per pound									2.49-2.99	85	2.61	75
Apples	2 lb bag	5.99	8	5.99									

Wtd Avg - Simple weighted average



Commodity Variety	Unit	SOUTH CENTRAL U.S.				SOUTHWEST U.S.				NORTHWEST U.S.			
		Price Range	Stores with Ads	Wtd Avg Price	% Marked Local	Price Range	Stores with Ads	Wtd Avg Price	% Marked Local	Price Range	Stores with Ads	Wtd Avg Price	% Marked Local
Pink Lady/Cripps Pink													
Apples, Processed Juice	64 oz (1/2 gallon)	2.79-2.99	56	2.96		2.99-3.29	440	3.21					
Avocados Hass	each	0.99	82	0.99		0.99-1.99	153	1.80		0.99-2.00	140	1.86	
Bananas	per pound	0.69	294	0.69						0.99	6	0.99	
Blueberries	6 oz package	2.00-3.98	351	3.17		2.00-4.49	362	3.31		2.77-3.50	37	3.46	
Blueberries	1 pint package	3.99	5	3.99		3.98-4.49	163	4.03		4.98	3	4.98	
Blueberries	18 oz package	4.99	148	4.99		4.99	317	4.99		3.99-6.99	394	6.06	
Cantaloups	each	3.99	45	3.99		3.99	53	3.99					
Cantaloups	per pound									1.29-1.49	20	1.40	55
Grapes Black Seedless	per pound	2.49-3.29	94	2.91		2.49	53	2.49		2.49-3.99	30	3.04	
Grapes Red Seedless	per pound	2.49-3.29	316	2.93		2.49-3.99	527	3.27	49	2.49-3.99	30	3.04	
Grapes White Seedless Type	per pound	2.49-3.29	316	2.93		2.49-3.99	518	3.27	49	2.49-3.99	30	3.04	
Lemons	each					0.77	4	0.77					
Lemons	2 lb bag					4.69	12	4.69					
Mangoes	each	2.00	11	2.00		1.67-3.99	18	3.86		0.98-2.00	36	1.46	
Misc Berries Blackberries	5.6 - 6 oz package	2.50-3.50	202	3.04		3.50	53	3.50					
Nectarines Various Yellow Flesh Varieties	per pound	1.99-2.99	79	2.85		2.99-3.49	314	3.41		2.49-2.99	83	2.60	77
Peaches Various Yellow Flesh Varieties	per pound	1.99-2.99	61	2.82		2.99-3.49	314	3.41		2.49-2.99	83	2.60	77
Pears Bartlett	per pound					1.99	12	1.99					
Plums	per pound	1.99	5	1.99									
Raspberries Red	6 oz package	3.49-3.50	77	3.49		3.50	53	3.50					
Strawberries	1 lb package	4.99	294	4.99		3.99	408	3.99		3.49	64	3.49	
Watermelons Red Flesh Seedless Type	per pound									0.89-0.99	26	0.95	

ONIONS AND POTATOES

Onions, Dry Red	per pound	0.99-1.49	96	1.25		0.99-1.99	138	1.87		0.99	20	0.99	
Onions, Dry White	per pound	0.99	64	0.99		0.79-1.99	511	1.42		0.99	15	0.99	
Onions, Dry Yellow	per pound	0.33-0.99	89	0.79		0.44-0.99	364	0.78		0.69-0.99	23	0.91	26
Onions, Dry Yellow	3 lb bag	2.00-2.99	50	2.24									
Onions, Dry Yellow Marked Sweet	per pound	0.99-1.55	258	1.24		1.29-1.99	354	1.54		1.29-1.99	80	1.62	
Onions, Dry Yellow Marked Sweet	3 lb bag	3.58-3.99	43	3.82									
Potatoes Round Red	per pound					0.88	47	0.88		0.99	6	0.99	100

Wtd Avg - Simple weighted average



Commodity Variety	Unit	SOUTH CENTRAL U.S.				SOUTHWEST U.S.				NORTHWEST U.S.			
		Price Range	Stores with Ads	Wtd Avg Price	% Marked Local	Price Range	Stores with Ads	Wtd Avg Price	% Marked Local	Price Range	Stores with Ads	Wtd Avg Price	% Marked Local
Potatoes Round Red	3 lb bag	3.98	11	3.98									
Potatoes Round Red	5 lb bag	2.98-4.59	154	3.71					4.99	17	4.99		
Potatoes Round White	5 lb bag					2.39	5	2.39					
Potatoes Russet	per pound					1.69	113	1.69					
Potatoes Russet	5 lb bag	2.50-3.99	67	3.20		2.99-3.49	276	3.21					
Potatoes Yellow Type	per pound					0.88	47	0.88		1.29	7	1.29	
Potatoes Yellow Type	3 lb bag	3.98	11	3.98									
Potatoes Yellow Type	5 lb bag	2.98-3.99	113	3.55					4.99	17	4.99		
ONIONS AND POTATOES - ORGANIC													
Onions, Dry Red	per pound					2.49	4	2.49					
Onions, Dry Yellow	per pound	1.19	82	1.19		1.19	18	1.19		1.19	19	1.19	
Onions, Dry Yellow Marked Sweet	per pound									1.49	11	1.49	100
Potatoes Round Red	3 lb bag	3.99	5	3.99									
Potatoes Russet	per pound	1.79	82	1.79		1.79	18	1.79		1.79	19	1.79	
Potatoes Russet	3 lb bag	3.99	5	3.99									
Potatoes Yellow Type	3 lb bag	3.99	5	3.99									
VEGETABLES													
Artichokes	each	2.50	11	2.50		1.99	9	1.99		3.00	64	3.00	
Asparagus Green	per pound	2.99-3.49	193	3.11		2.99-3.49	370	3.06		2.99-3.49	21	3.44	
Bok Choy	per pound	1.29	5	1.29									
Beans Round Green Type	per pound	0.99-1.69	373	1.62		0.99-1.50	65	1.03		2.28-2.49	26	2.35	65
Broccoli	per pound					0.69-2.99	228	1.12	11				
Broccoli	per bunch	2.50	56	2.50		1.29-2.00	13	1.73	62				
Broccoli Crown Cut	per pound	0.99-2.49	454	1.59		0.69-1.79	490	1.34	10	0.98-1.79	189	1.30	15
Brussels Sprouts	per pound	2.99	148	2.99		2.29-3.49	340	3.00	2	2.99-3.49	30	3.46	
Cabbage Round Green Type	per pound	0.33-0.79	120	0.57		0.44-0.69	78	0.48		0.79-1.29	88	0.99	45
Carrots	per pound	0.50	68	0.50		0.40-0.50	66	0.49					
Carrots	1 lb bag	0.99	16	0.99									
Carrots	2 lb bag									1.25-1.49	177	1.48	6
Carrots	per bunch					0.69	23	0.69					
Carrots Baby Peeled	1 lb bag	1.00-1.28	52	1.14		0.95-1.49	479	1.19		1.25-1.79	61	1.50	

Wtd Avg - Simple weighted average



Commodity Variety	Unit	SOUTH CENTRAL U.S.				SOUTHWEST U.S.				NORTHWEST U.S.			
		Price Range	Stores with Ads	Wtd Avg Price	% Marked Local	Price Range	Stores with Ads	Wtd Avg Price	% Marked Local	Price Range	Stores with Ads	Wtd Avg Price	% Marked Local
Carrots Baby Peeled	2 lb bag					2.50	264	2.50		2.00-2.99	186	2.21	
Cauliflower	each					1.29	35	1.29		3.48	17	3.48	100
Cauliflower	per pound	0.99-1.79	164	1.71		0.97-1.49	306	1.30		0.99-1.98	161	1.31	
Celery	each	0.99-1.49	232	1.01		0.33-1.49	276	1.30	3	0.79-1.79	26	1.67	
Cilantro	per bunch	0.25-0.33	263	0.32		0.33-0.99	398	0.76					
Corn-Sweet	each	0.33-0.69	557	0.59	4	0.25-0.89	829	0.46	4	0.50-1.00	55	0.70	13
Cucumbers	each	0.30-0.99	346	0.55		0.25-0.99	524	0.67		0.58-0.99	282	0.90	4
Cucumbers Long Seedless-Greenhouse	each	0.99	16	0.99						1.50	20	1.50	
Eggplant	per pound	0.88-1.99	24	1.27	46	0.69	36	0.69					
Garlic	per pound	2.49	17	2.49									
Garlic	per sleeve	1.39	68	1.39		1.25-1.39	60	1.38		1.50	8	1.50	
Greens Collard	per bunch	0.99	5	0.99									
Greens Kale	per bunch	0.99	5	0.99		0.99-1.50	52	1.07	15				
Greens Mustard	per bunch	1.49	25	1.49									
Lettuce, Iceberg	each	0.99-1.79	268	1.44		0.79-1.49	80	0.99					
Lettuce, Other Boston	each					1.99	8	1.99					
Lettuce, Other Green Leaf	each	0.99	13	0.99		0.98-1.99	64	1.11		1.00-2.49	232	1.45	28
Lettuce, Other Red Leaf	each	0.99	13	0.99		0.98-1.99	64	1.11		1.00-2.49	232	1.45	28
Lettuce, Romaine	each	0.99	13	0.99		0.98-1.99	64	1.11		1.25-2.49	274	1.82	79
Lettuce, Romaine Hearts	3 count package	2.99	49	2.99		3.99	9	3.99		3.50	11	3.50	
Mushrooms Portobella	per pound									5.99-6.98	24	6.69	29
Mushrooms Portobella	8 oz package	2.50-2.69	16	2.62									
Mushrooms White	8 oz package	1.98-3.33	275	2.55		1.49-1.99	96	1.77		3.79	23	3.79	
Onions Green	per bunch	0.60	144	0.60		0.33-1.29	254	0.78		0.89	206	0.89	
Peppers, Bell Type Green	per pound					0.99	82	0.99		0.80-1.29	26	0.86	
Peppers, Bell Type Green	each	0.50-0.99	257	0.63		0.33-0.99	375	0.87		0.69-1.50	254	0.88	
Peppers, Bell Type Orange	per pound					0.99	10	0.99					
Peppers, Bell Type Orange	each	0.88-1.66	226	1.11		0.69	47	0.69		1.00-1.50	227	1.16	
Peppers, Bell Type Orange-Greenhouse	each	1.69	7	1.69						1.50	15	1.50	
Peppers, Bell Type Red	per pound					0.99	10	0.99					
Peppers, Bell Type Red	each	0.88-1.66	274	1.16		0.69-0.99	508	0.96		0.98-1.67	272	1.17	
Peppers, Bell Type Red-Greenhouse	each	1.69	7	1.69						1.50	15	1.50	
Peppers, Bell Type	per pound					0.99	10	0.99					

Wtd Avg - Simple weighted average



Commodity Variety	Unit	SOUTH CENTRAL U.S.				SOUTHWEST U.S.				NORTHWEST U.S.			
		Price Range	Stores with Ads	Wtd Avg Price	% Marked Local	Price Range	Stores with Ads	Wtd Avg Price	% Marked Local	Price Range	Stores with Ads	Wtd Avg Price	% Marked Local
Yellow													
Peppers, Bell Type Yellow	each	0.88-1.66	274	1.16		0.69	47	0.69		1.00-1.50	269	1.14	
Peppers, Bell Type Yellow-Greenhouse	each	1.69	7	1.69						1.50	15	1.50	
Peppers, Other Jalapeno	per pound	0.77-1.49	544	1.06		0.29-1.49	524	0.82		0.98-0.99	33	0.98	
Peppers, Other Mixed Mini Sweet Types	1 lb package	2.50-3.99	126	3.61		1.50-2.99	760	2.93					
Peppers, Other Serrano	per pound	0.79	40	0.79		0.69-0.99	111	0.89					
Radishes	per bunch	0.99	16	0.99		0.33-1.29	150	1.05		0.89	206	0.89	
Salad Mixed Types	1 lb bag					1.79	7	1.79					
Salad Mixed Types	10 - 12 oz package	1.50-3.99	62	3.46		0.99	190	0.99		2.99	23	2.99	
Salad Mixed Types	5 - 9 oz package	2.99	8	2.99						2.99	23	2.99	
Spinach	per bunch					0.79-0.99	155	0.95	32				
Spinach Flat, Baby Type	10 oz package					1.39	5	1.39		3.99	146	3.99	
Spinach Flat, Baby Type	8 oz package	0.99	60	0.99						2.00	146	2.00	
Squash Acorn	per pound	0.88-1.29	28	1.13	75								
Squash Butternut	per pound	0.88-1.29	28	1.13	75								
Squash Grey	per pound	0.49-0.98	144	0.78		0.50-0.99	342	0.98					
Squash Spaghetti	per pound	0.88-1.29	53	1.06	40								
Squash Yellow Crookneck/Straightneck	per pound	0.99-1.29	326	1.12	2	0.99-1.89	424	1.39		0.99-1.29	46	1.09	
Squash Zucchini	per pound	0.99-1.29	351	1.12	2	0.50-1.89	772	1.19		0.99-1.29	46	1.09	
Sweet Potatoes	per pound	0.50-2.49	178	0.87		1.99	113	1.99					
Tomatoes	per pound	1.59-1.99	97	1.84		0.99-1.29	59	1.00					
Tomatoes Vine Ripe - Heirloom Varieties-Greenhouse	per pound	2.88	11	2.88	100	1.29-2.99	45	1.63					
Tomatoes Vine Ripes	per pound	0.99-1.29	18	1.21		1.29-2.99	158	1.89		1.69	3	1.69	
Tomatoes Vine Ripes-Greenhouse	per pound									1.29-1.49	60	1.36	
Tomatoes Vine Ripes, On The Vine-Greenhouse	per pound	0.97-1.99	222	1.22		0.79-3.79	904	2.53		0.98-1.99	51	1.49	
Tomatoes, Grape Type	1 pint package	1.79-2.50	93	2.45		1.50	14	1.50		0.99	17	0.99	
Tomatoes, Grape Type	10 oz package	1.89-2.99	236	2.10						2.29-2.99	15	2.71	
Tomatoes, Plum Type Roma	per pound	0.59-0.99	573	0.89		0.67-2.49	691	1.26		0.98-1.29	32	1.07	
Tomatillos	per pound	0.77-0.98	112	0.79		0.50-1.29	216	0.76		1.29	18	1.29	
Vegetables Other Cactus Leaf (Nopales)	per pound	0.69	11	0.69		1.29	11	1.29		1.29	18	1.29	
Vegetables Other Cactus Leaf (Nopales)	each					0.25	54	0.25					

Wtd Avg - Simple weighted average



Commodity Variety	Unit	SOUTH CENTRAL U.S.				SOUTHWEST U.S.				NORTHWEST U.S.			
		Price Range	Stores with Ads	Wtd Avg Price	% Marked Local	Price Range	Stores with Ads	Wtd Avg Price	% Marked Local	Price Range	Stores with Ads	Wtd Avg Price	% Marked Local
VEGETABLES - ORGANIC													
Artichokes	each					3.99	1	3.99					
Broccoli	per pound									1.99	20	1.99	
Broccoli Baby Hybrid Type	per bunch	2.98	99	2.98		2.98	146	2.98					
Broccoli Crown Cut	per pound					2.49	4	2.49					
Beets	per bunch					1.99-2.49	17	2.11					
Carrots	2 lb bag					2.50	146	2.50					
Carrots	per bunch									2.98	17	2.98	100
Carrots Baby Peeled	1 lb bag	1.99	329	1.99									
Cauliflower	each					2.50	152	2.50		3.98	3	3.98	
Celery	each					0.99-2.49	184	2.38					
Celery	per pound									0.89	9	0.89	
Celery Hearts	each	2.50	11	2.50		2.50	27	2.50		2.50	18	2.50	
Cucumbers	each					1.29-1.99	691	1.70		1.00	146	1.00	
Cucumbers Long Seedless- Greenhouse	each	2.50	60	2.50		1.99	190	1.99					
Greens Swiss Chard	per bunch					1.99	8	1.99	100				
Lettuce, Iceberg	each									2.49	9	2.49	
Lettuce, Other Green Leaf	each	1.79	82	1.79		1.79	18	1.79		1.79	19	1.79	
Lettuce, Other Red Leaf	each	1.79	82	1.79		1.79	18	1.79		1.79	19	1.79	
Lettuce, Romaine Hearts	3 count package	3.99	25	3.99						2.49- 3.99	186	3.67	
Mushrooms Portobella	per pound									7.99	11	7.99	100
Mushrooms White	8 oz package	1.99	5	1.99		3.69	12	3.69		2.79	40	2.79	
Onions Green	per bunch									0.98- 1.29	170	1.01	14
Peppers, Bell Type Green	per pound									1.99	21	1.99	
Peppers, Bell Type Orange	each									2.50	10	2.50	
Peppers, Bell Type Red	each									2.50	10	2.50	
Peppers, Bell Type Yellow	each									2.50	10	2.50	
Peppers, Other Jalapeno	per pound	3.59	82	3.59		3.59	18	3.59		3.59	19	3.59	
Radishes	per bunch					1.49	4	1.49					
Salad Mixed Types	1 lb bag	5.49	235	5.49		5.48-5.99	349	5.83		5.48- 5.49	239	5.49	
Salad Mixed Types	10 - 12 oz package	5.98	11	5.98									
Salad	5 - 9 oz	3.34-3.79	353	3.49		3.00-3.79	481	3.18		3.79	19	3.79	

Wtd Avg - Simple weighted average



Commodity Variety	Unit	SOUTH CENTRAL U.S.				SOUTHWEST U.S.				NORTHWEST U.S.			
		Price Range	Stores with Ads	Wtd Avg Price	% Marked Local	Price Range	Stores with Ads	Wtd Avg Price	% Marked Local	Price Range	Stores with Ads	Wtd Avg Price	% Marked Local
Mixed Types	package												
Spinach Flat, Baby Type	1 lb package					5.99	113	5.99					
Spinach Flat, Baby Type	5 - 6 oz package	3.34	172	3.34					2.98	19	2.98		
Squash Zucchini	per pound	1.69	82	1.69		1.69-1.89	26	1.75	1.69	19	1.69		
Sweet Potatoes	per pound					2.49	4	2.49					
Tomatoes	per pound	2.59	82	2.59		2.59	18	2.59	2.59	19	2.59		
Tomatoes Vine Ripe - Heirloom Varieties-Greenhouse	per pound	3.99	53	3.99		4.49	12	4.49	3.48-4.99	89	4.22	8	
Tomatoes Vine Ripes	per pound	2.99	60	2.99									
Tomatoes Vine Ripes, On The Vine-Greenhouse	per pound	3.99	288	3.99									
Tomatoes, Grape Type	1 pint package	2.50	11	2.50		2.00-2.50	364	2.44					
Tomatoes, Grape Type	10 oz package					3.00	16	3.00	3.50	64	3.50		
OTHER SPECIALTY CROPS ITEMS													
Hemp Seeds-Shelled	8 oz package	8.89	45	8.89		7.99	166	7.99	7.99	19	7.99		
Hemp Seeds-Shelled	16 oz package	14.59	45	14.59		15.19	53	15.19					
OTHER SPECIALTY CROPS ITEMS - ORGANIC													
Hemp Protein	16 oz package					13.99-17.99	166	16.71					
Hemp (Seeds) Oil	16 oz					15.00	113	15.00					
Hemp Seeds-Shelled	7 oz package	10.19	45	10.19		9.29	53	9.29					
Hemp Seeds-Shelled	12 oz package								14.39	19	14.39		
SEASONAL ITEMS													
Chayote	per pound	0.50	68	0.50		0.59-0.99	50	0.78	0.99	18	0.99		
Chayote	each					0.33-0.99	412	0.84					
Gladiola	bunched 5s					4.99	190	4.99					
Potted Plants Chrysanthemum	6 inch pot								9.99	10	9.99		
Potted Plants Chrysanthemum	8 inch pot	7.00	8	7.00									
Rose, Hybrid Tea	bunched 12s	7.00-10.00	204	7.12		7.00-12.99	579	7.38	7.00-12.99	276	9.31		



Commodity Variety	Unit	ALASKA U.S.				HAWAII U.S.			
		Price Range	Stores with Ads	Wtd Avg Price	% Marked Local	Price Range	Stores with Ads	Wtd Avg Price	% Marked Local
FRUITS									
Apples Fuji	per pound	1.99	2	1.99		1.49-1.79	32	1.62	
Apples Fuji	3 lb bag					6.59	35	6.59	
Apples Gala	per pound	1.49	11	1.49					
Apples Gala	3 lb bag					4.99	6	4.99	
Apples Granny Smith	3 lb bag	6.49	11	6.49					
Apples Honeycrisp	per pound	1.99-2.69	9	2.53		3.69	35	3.69	
Apples Pink Lady/Cripps Pink	3 lb bag	6.49	11	6.49					
Apples, Processed Juice	64 oz (1/2 gallon)	2.99	1	2.99					
Apples, Processed Juice Marked Cider	64 oz (1/2 gallon)	2.99	1	2.99					
Avocados Hass	each	1.50-3.50	13	3.19					
Bananas	per pound					1.39	4	1.39	
Blueberries	6 oz package	2.50-2.69	13	2.66		3.29-3.99	7	3.59	
Blueberries	18 oz package	3.99-5.49	27	4.05		7.49	35	7.49	
Cantaloups	per pound	1.19	12	1.19		0.99-1.79	54	1.23	
Cherries Red Varieties	per pound	4.99	11	4.99					
Clementines	2 lb bag	5.99	26	5.99		3.99	3	3.99	
Grapes Black Seedless	per pound	2.99	37	2.99					
Grapes Red Globe	per pound					3.69	6	3.69	
Grapes Red Seedless	per pound	2.99	39	2.99		2.99-3.19	51	3.10	
Grapes White Seedless Type	per pound	2.99	39	2.99		2.99-3.19	44	3.09	
Honeydews	per pound					1.99	35	1.99	
Kiwifruit Hayward	each	0.50	1	0.50					
Mangoes	each	1.25-1.79	27	1.27					
Misc Berries Blackberries	5.6 - 6 oz package	3.00	11	3.00					
Nectarines Various White Flesh Varieties	per pound					2.69	3	2.69	
Nectarines Various Yellow Flesh Varieties	per pound	0.89-3.99	11	3.03		0.89-3.99	27	3.30	
Oranges Navel	per pound	2.39	1	2.39					
Oranges Valencia	per pound					2.29	6	2.29	
Peaches Various White Flesh Varieties	per pound					3.69	6	3.69	

Wtd Avg - Simple weighted average



Commodity Variety	Unit	ALASKA U.S.				HAWAII U.S.			
		Price Range	Stores with Ads	Wtd Avg Price	% Marked Local	Price Range	Stores with Ads	Wtd Avg Price	% Marked Local
Peaches Various Yellow Flesh Varieties	per pound	0.89-3.99	11	3.03		0.89-3.99	27	3.30	
Pears Bartlett	per pound	1.49-1.89	23	1.69					
Pineapples	each	4.49	11	4.49					
Pineapples	per pound					0.89	35	0.89	100
Plums	per pound	3.49	7	3.49		3.59	35	3.59	
Plums Interspecific Type	per pound					4.99	3	4.99	
Raspberries Red	6 oz package	3.00	11	3.00		3.99	3	3.99	
Strawberries	1 lb package	4.99	11	4.99					
Watermelons Red Flesh Seeded Type	per pound					1.19	35	1.19	
Watermelons Red Flesh Seedless Miniature	per pound	0.99	1	0.99					
Watermelons Red Flesh Seedless Type	each	8.99	7	8.99					
Watermelons Red Flesh Seedless Type	per pound	0.99	26	0.99		0.89-1.19	39	1.16	
FRUITS - ORGANIC									
Apples Fuji	per pound	2.59	1	2.59					
Apples Gala	per pound	1.99	11	1.99		2.99	3	2.99	
Avocados Hass	each	3.50	11	3.50					
Blueberries	18 oz package	5.99-7.49	37	7.04					
Cantaloups	each					4.79	3	4.79	
Grapes Black Seedless	per pound					2.99	3	2.99	
Grapes Red Seedless	per pound					2.99	3	2.99	
Grapes White Seedless Type	per pound					2.99	3	2.99	
Honeydews	each					5.99	3	5.99	
Lemons	each	1.00	1	1.00					
Nectarines Various White Flesh Varieties	per pound					3.69	35	3.69	
Nectarines Various Yellow Flesh Varieties	per pound					3.49-3.99	38	3.53	
Peaches Various White Flesh Varieties	per pound					3.79	35	3.79	
Peaches Various Yellow Flesh Varieties	per pound					3.99	3	3.99	

Wtd Avg - Simple weighted average



Commodity Variety	Unit	ALASKA U.S.				HAWAII U.S.			
		Price Range	Stores with Ads	Wtd Avg Price	% Marked Local	Price Range	Stores with Ads	Wtd Avg Price	% Marked Local
Plums	per pound					3.59	35	3.59	
ONIONS AND POTATOES									
Onions, Dry Red	per pound					1.99	6	1.99	
Onions, Dry Yellow	per pound	0.99	1	0.99					
Onions, Dry Yellow Marked Sweet	per pound	1.39	22	1.39					
Potatoes Russet	per pound	0.99	7	0.99					
Potatoes Russet	5 lb bag					3.39	4	3.39	
VEGETABLES									
Asparagus Green	per pound					4.49	3	4.49	
Bok Choy	per pound					2.99	35	2.99	
Broccoli Crown Cut	per pound	2.19-2.29	12	2.28		1.99	23	1.99	
Carrots Baby Peeled	1 lb bag					1.59-1.99	10	1.83	
Carrots Baby Peeled	2 lb bag	2.99	1	2.99		4.59	35	4.59	
Cauliflower	each	2.29	11	2.29					
Celery	each	2.50	1	2.50					
Celery	per pound	0.99	11	0.99		1.89	4	1.89	
Chinese Cabbage	per pound					1.69	35	1.69	
Cucumbers	each	0.99-1.25	37	1.17					
Lettuce, Iceberg	each	2.39	1	2.39		2.49	3	2.49	
Lettuce, Iceberg	per pound					2.59	23	2.59	
Lettuce, Romaine	per pound					2.69	35	2.69	
Lettuce, Romaine Hearts	3 count package	5.69	3	5.69		3.99-4.19	10	4.11	
Mushrooms White	8 oz package	2.50	2	2.50					
Onions Green	per bunch	1.25	26	1.25					
Peppers, Bell Type Green	per pound					2.69	6	2.69	
Peppers, Bell Type Green	each	0.89-1.25	37	1.14					
Peppers, Bell Type Orange	each	1.50	7	1.50					
Peppers, Bell Type Red	each	1.50	7	1.50					
Peppers, Bell Type Yellow	each	1.50	7	1.50					
Radishes	per bunch	1.25	26	1.25					

Wtd Avg - Simple weighted average



Commodity Variety	Unit	ALASKA U.S.				HAWAII U.S.			
		Price Range	Stores with Ads	Wtd Avg Price	% Marked Local	Price Range	Stores with Ads	Wtd Avg Price	% Marked Local
Salad Mixed Types	10 - 12 oz package	2.89-4.49	37	4.01					
Salad Mixed Types	5 - 9 oz package	2.89	11	2.89					
Tomatoes	per pound					2.39-2.49	25	2.47	84
Tomatoes Vine Ripes-Greenhouse	per pound	2.29	1	2.29					
Tomatoes Vine Ripes, On The Vine-Greenhouse	per pound	2.69	7	2.69		2.49-2.59	26	2.58	
VEGETABLES - ORGANIC									
Cauliflower	per pound	2.49	1	2.49					
Peppers, Bell Type Orange	per pound	6.79	1	6.79					
Peppers, Bell Type Red	per pound	6.79	1	6.79					
Peppers, Bell Type Yellow	per pound	6.79	1	6.79					
Salad Mixed Types	1 lb bag	5.99	26	5.99					
Tomatoes Vine Ripe - Heirloom Varieties-Greenhouse	per pound					4.79	3	4.79	
OTHER SPECIALTY CROPS ITEMS									
Hemp Seeds-Shelled	8 oz package					10.19	3	10.19	
Hemp Seeds-Shelled	16 oz package					18.39	3	18.39	
OTHER SPECIALTY CROPS ITEMS - ORGANIC									
Hemp Seeds-Shelled	7 oz package					12.09	3	12.09	
Hemp Seeds-Shelled	12 oz package					16.99	3	16.99	
SEASONAL ITEMS									
Rose, Hybrid Tea	bunched 12s	10.00	11	10.00					



REGIONAL DEFINITIONS

As used in this report, regions include the following states:

NORTHEAST U.S.	Connecticut, Delaware, Massachusetts, Maryland, Maine, New Hampshire, New jersey, New York, Pennsylvania, Rhode Island and Vermont
SOUTHEAST U.S.	Alabama, Florida, Georgia, Mississippi, North Carolina, South Carolina, Tennessee, Virginia and West Virginia
MIDWEST U.S.	Iowa, Illinois, Indiana, Kentucky, Michigan, Minnesota, North Dakota, Nebraska, Ohio, South Dakota and Wisconsin
SOUTH CENTRAL U.S.	Arkansas, Colorado, Kansas, Louisiana, Missouri, New Mexico, Oklahoma, and Texas
SOUTHWEST U.S.	Arizona, California, Nevada and Utah
NORTHWEST U.S.	Idaho, Montana, Oregon, Washington, and Wyoming
ALASKA U.S.	Alaska
HAWAII U.S.	Hawaii