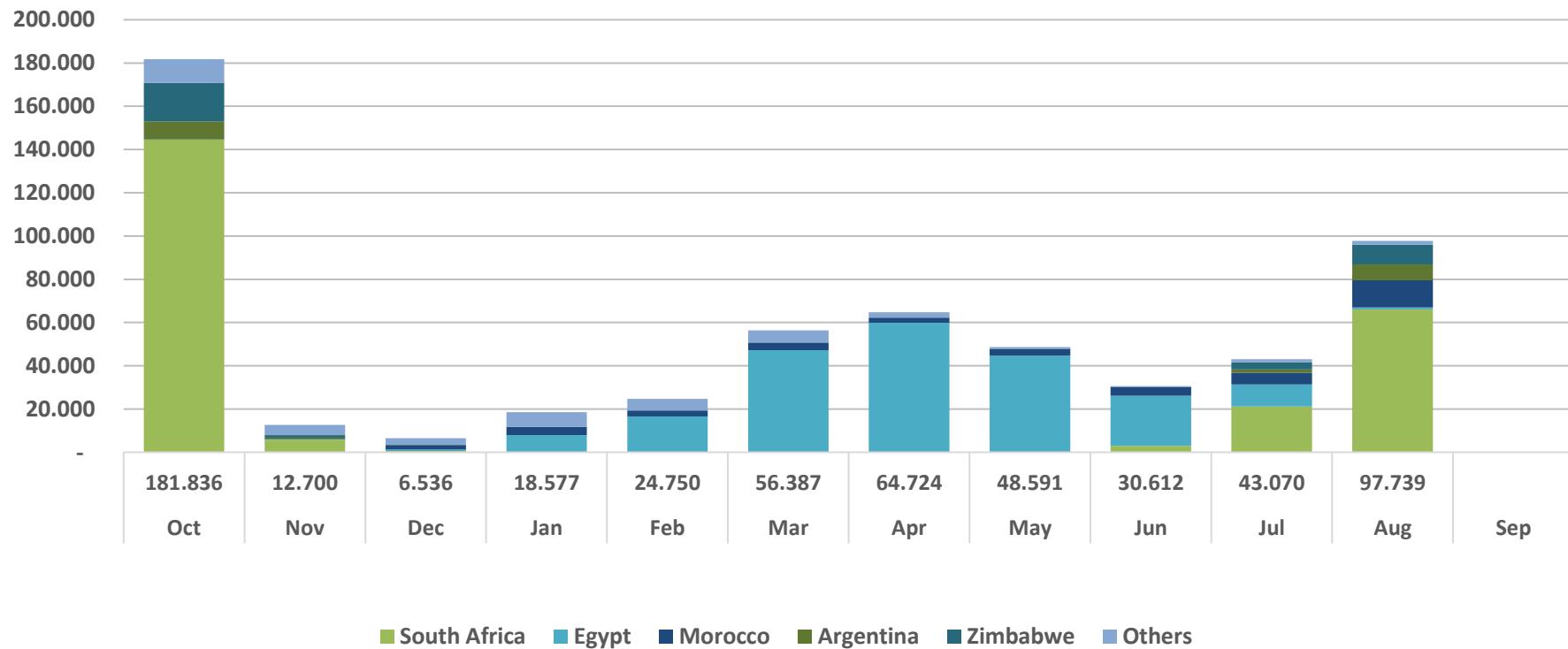


2021/22 EU monthly orange imports [tonnes]
 (source: TAXUD surveillance, updated on 12.09.2022)

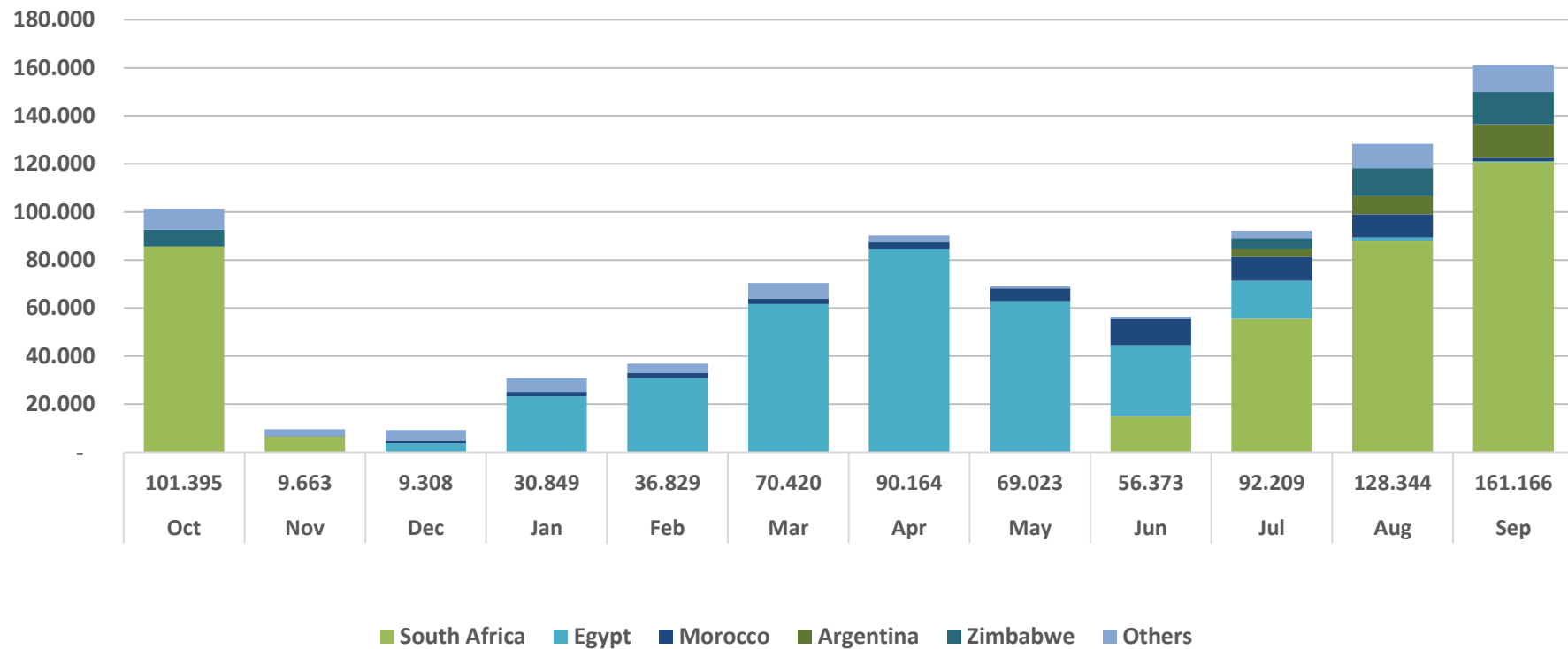


Disclaimer: We aim to improve data quality and provide as recent and accurate information as possible. However, Surveillance data are created on the basis of declarations that may be modified, corrected or deleted. Therefore, we cannot guarantee that information provided is free of errors or that it will not be amended. The European Commission accepts no responsibility with regard to such problems incurred as a result of using these data.

2021/22 EU monthly orange imports [tonnes]

| | Total | South Africa | Egypt | Morocco | Argentina | Zimbabwe | Others |
|------------|---------|--------------|--------|---------|-----------|----------|--------|
| Oct | 181.836 | 144.629 | 77 | 0 | 8.261 | 17.818 | 11.051 |
| Nov | 12.700 | 5.683 | 242 | 100 | 701 | 1.273 | 4.701 |
| Dec | 6.536 | 551 | 731 | 1.918 | 19 | 241 | 3.076 |
| Jan | 18.577 | 45 | 7.850 | 3.789 | - | - | 6.892 |
| Feb | 24.750 | 100 | 16.460 | 2.830 | - | - | 5.360 |
| Mar | 56.387 | 25 | 47.240 | 3.476 | - | - | 5.645 |
| Apr | 64.724 | 0 | 59.912 | 2.337 | - | - | 2.474 |
| May | 48.591 | 5 | 44.716 | 3.160 | - | - | 711 |
| Jun | 30.612 | 2.900 | 23.203 | 4.063 | 24 | - | 421 |
| Jul | 43.070 | 21.170 | 10.161 | 5.435 | 1.494 | 3.313 | 1.497 |
| Aug | 97.739 | 66.096 | 899 | 12.608 | 7.331 | 9.080 | 1.726 |
| Sep | | | | | | | - |

2020/21 EU 27* monthly orange imports [tonnes]
 (source: TAXUD surveillance, updated on 07.02.2022)



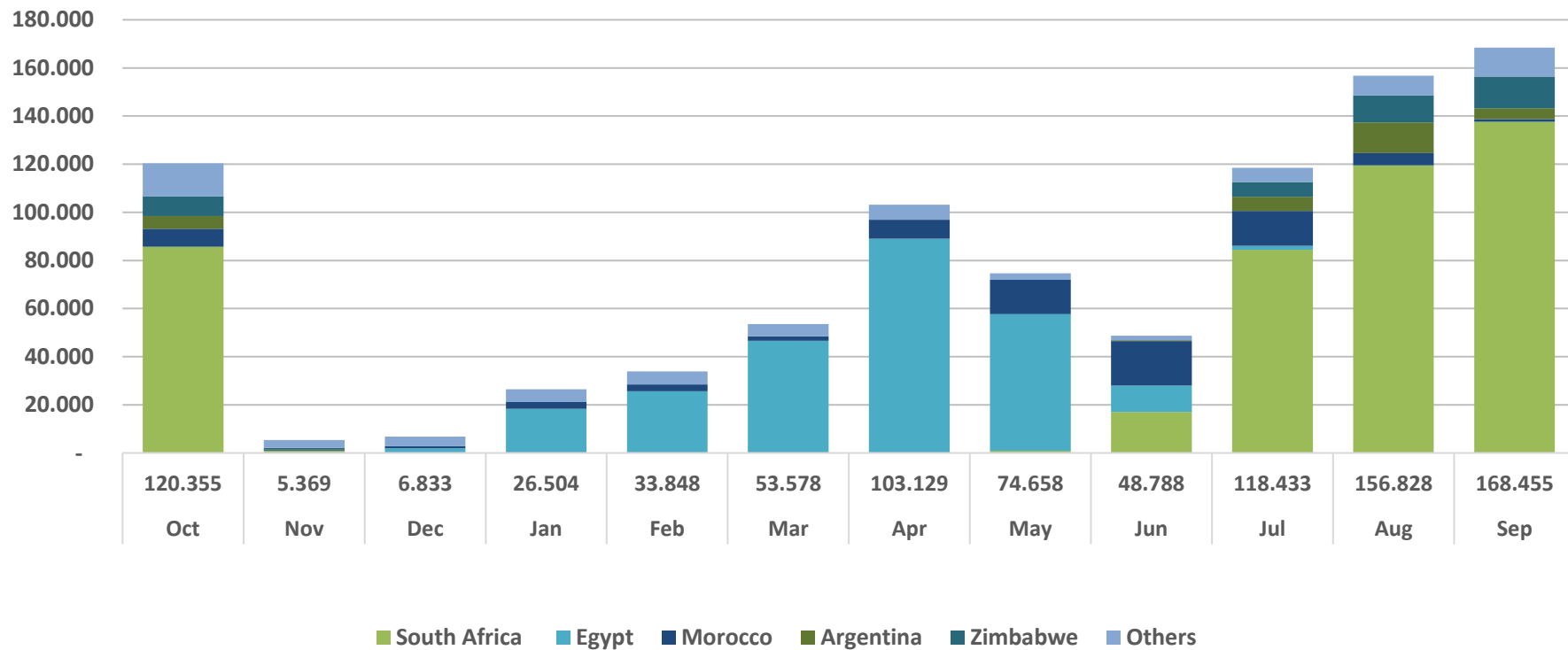
*TAXUD surveillance captures only trade flows into and out of the EU (EU customs zone), but not between the members of the customs zone. Therefore, until 31.12.2020 (end of the Brexit transition period), it does **not** contain data on the movement of goods between the EU and the UK.

Disclaimer: We aim to improve data quality and provide as recent and accurate information as possible. However, Surveillance data are created on the basis of declarations that may be modified, corrected or deleted. Therefore, we cannot guarantee that information provided is free of errors or that it will not be amended. The European Commission accepts no responsibility with regard to such problems incurred as a result of using these data.

| 2020/21 EU27* monthly orange imports [tonnes] | | | | | | | |
|---|---------|--------------|--------|---------|-----------|----------|--------|
| | Total | South Africa | Egypt | Morocco | Argentina | Zimbabwe | Others |
| Oct | 101.395 | 85.717 | 1 | 21 | 49 | 6.927 | 8.680 |
| Nov | 9.663 | 6.568 | 0 | 65 | - | - | 3.030 |
| Dec | 9.308 | 193 | 3.693 | 914 | - | - | 4.508 |
| Jan | 30.849 | 41 | 23.204 | 1.942 | - | - | 5.662 |
| Feb | 36.829 | 25 | 30.815 | 2.066 | - | - | 3.923 |
| Mar | 70.420 | - | 61.706 | 2.279 | - | - | 6.434 |
| Apr | 90.164 | 53 | 84.384 | 2.988 | - | - | 2.739 |
| May | 69.023 | 215 | 62.676 | 5.296 | - | - | 836 |
| Jun | 56.373 | 15.047 | 29.409 | 11.163 | - | - | 753 |
| Jul | 92.209 | 55.585 | 15.732 | 10.051 | 3.042 | 4.728 | 3.071 |
| Aug | 128.344 | 88.047 | 1.288 | 9.685 | 7.526 | 11.758 | 10.040 |
| Sep | 161.166 | 120.857 | 334 | 1.451 | 13.840 | 13.499 | 11.184 |

*TAXUD surveillance captures only trade flows into and out of the EU (EU customs zone), but not between the members of the customs zone. Therefore, until 31.12.2020 (end of the Brexit transition period), it does **not** contain data on the movement of goods between the EU and the UK.

2019/20 EU 27* monthly orange imports [tonnes]
 (source: TAXUD surveillance, updated on 08.02.2021)



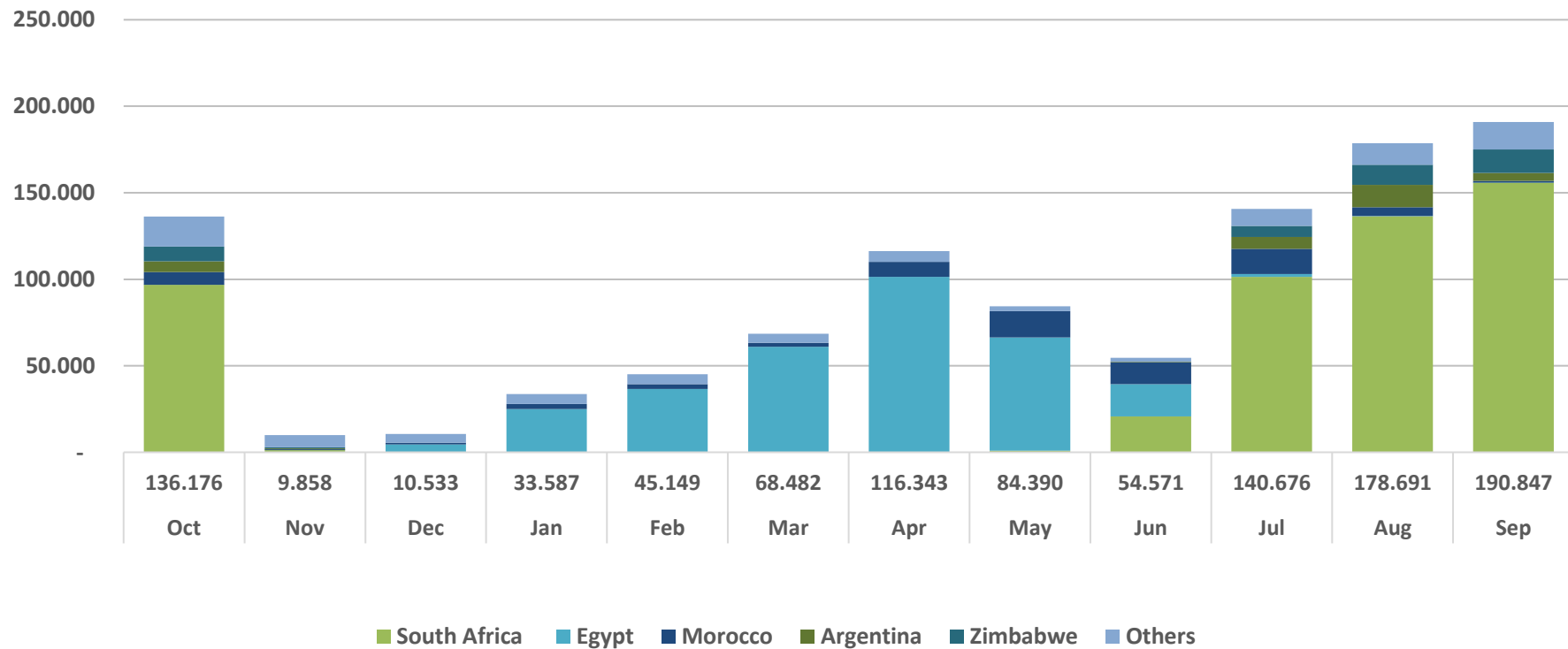
*TAXUD surveillance captures only trade flows into and out of the EU (EU customs zone), but not between the members of the customs zone. Therefore, until 31.12.2020 (end of the Brexit transition period), it does **not** contain data on the movement of goods between the EU and the UK.

Disclaimer: We aim to improve data quality and provide as recent and accurate information as possible. However, Surveillance data are created on the basis of declarations that may be modified, corrected or deleted. Therefore, we cannot guarantee that information provided is free of errors or that it will not be amended. The European Commission accepts no responsibility with regard to such problems incurred as a result of using these data.

| 2019/20 EU27* monthly orange imports [tonnes] | | | | | | | |
|---|---------|--------------|--------|---------|-----------|----------|--------|
| | Total | South Africa | Egypt | Morocco | Argentina | Zimbabwe | Others |
| Oct | 120.355 | 85.748 | 1 | 7.454 | 5.230 | 8.103 | 13.819 |
| Nov | 5.369 | 1.026 | 0 | 487 | 19 | 551 | 3.286 |
| Dec | 6.833 | 106 | 1.901 | 831 | - | - | 3.995 |
| Jan | 26.504 | 45 | 18.278 | 2.822 | - | - | 5.359 |
| Feb | 33.848 | 1 | 25.695 | 2.777 | - | - | 5.375 |
| Mar | 53.578 | - | 46.601 | 1.951 | - | - | 5.027 |
| Apr | 103.129 | 43 | 89.005 | 7.925 | - | - | 6.156 |
| May | 74.658 | 936 | 56.781 | 14.209 | - | - | 2.731 |
| Jun | 48.788 | 17.087 | 10.884 | 18.542 | 362 | - | 1.914 |
| Jul | 118.433 | 84.452 | 1.665 | 14.458 | 5.873 | 6.197 | 5.789 |
| Aug | 156.828 | 119.494 | 73 | 5.057 | 12.757 | 11.171 | 8.275 |
| Sep | 168.455 | 137.695 | 25 | 1.043 | 4.435 | 13.165 | 12.092 |

*TAXUD surveillance captures only trade flows into and out of the EU (EU customs zone), but not between the members of the customs zone. Therefore, until 31.12.2020 (end of the Brexit transition period), it does **not** contain data on the movement of goods between the EU and the UK.

2019/20 EU + UK monthly orange imports [tonnes]
 (source: TAXUD surveillance, updated on 07.12.2020)



The United Kingdom is no longer a Member State of the European Union, however, until the end of the transition period it is still part of the EU Customs Union. Taxud EU trade data therefore include the UK and are labelled as EU+UK.

Disclaimer: We aim to improve data quality and provide as recent and accurate information as possible. However, Surveillance data are created on the basis of declarations that may be modified, corrected or deleted. Therefore, we cannot guarantee that information provided is free of errors or that it will not be amended. The European Commission accepts no responsibility with regard to such problems incurred as a result of using these data.

2019/20 EU + UK monthly orange imports [tonnes]

| | Total | South Africa | Egypt | Morocco | Argentina | Zimbabwe | Others |
|------------|---------|--------------|---------|---------|-----------|----------|--------|
| Oct | 136.176 | 96.734 | 1 | 7.454 | 6.132 | 8.621 | 17.233 |
| Nov | 9.858 | 1.200 | 0 | 487 | 569 | 551 | 7.051 |
| Dec | 10.533 | 129 | 4.438 | 923 | - | - | 5.042 |
| Jan | 33.587 | 45 | 24.882 | 2.955 | - | - | 5.705 |
| Feb | 45.149 | 1 | 36.557 | 2.875 | - | - | 5.716 |
| Mar | 68.482 | - | 61.002 | 2.330 | - | - | 5.150 |
| Apr | 116.343 | 43 | 101.378 | 8.727 | - | - | 6.195 |
| May | 84.390 | 971 | 65.336 | 15.351 | - | - | 2.733 |
| Jun | 54.571 | 20.663 | 18.685 | 12.575 | 362 | - | 2.285 |
| Jul | 140.676 | 101.333 | 1.691 | 14.551 | 6.895 | 6.341 | 9.866 |
| Aug | 178.691 | 136.459 | 73 | 5.057 | 13.021 | 11.530 | 12.551 |
| Sep | 190.847 | 155.863 | 25 | 1.043 | 4.567 | 13.558 | 15.792 |