



Specialty Crops Market News Division

Agricultural
Marketing
Service

National Retail Report - Specialty Crops

Websites: www.marketnews.usda.gov/mnp/fv-home and <http://www.ams.usda.gov/mnreports/fvwretail.pdf>
and http://www.ams.usda.gov/mnreports/wa_lo100.txt

Volume XVI - Number 37

Issued Weekly

Friday, September 16, 2022

Advertised Prices for Specialty Crops at Major Retail Supermarket Outlets ending during the period of 09/10 to 09/22^{1,2}

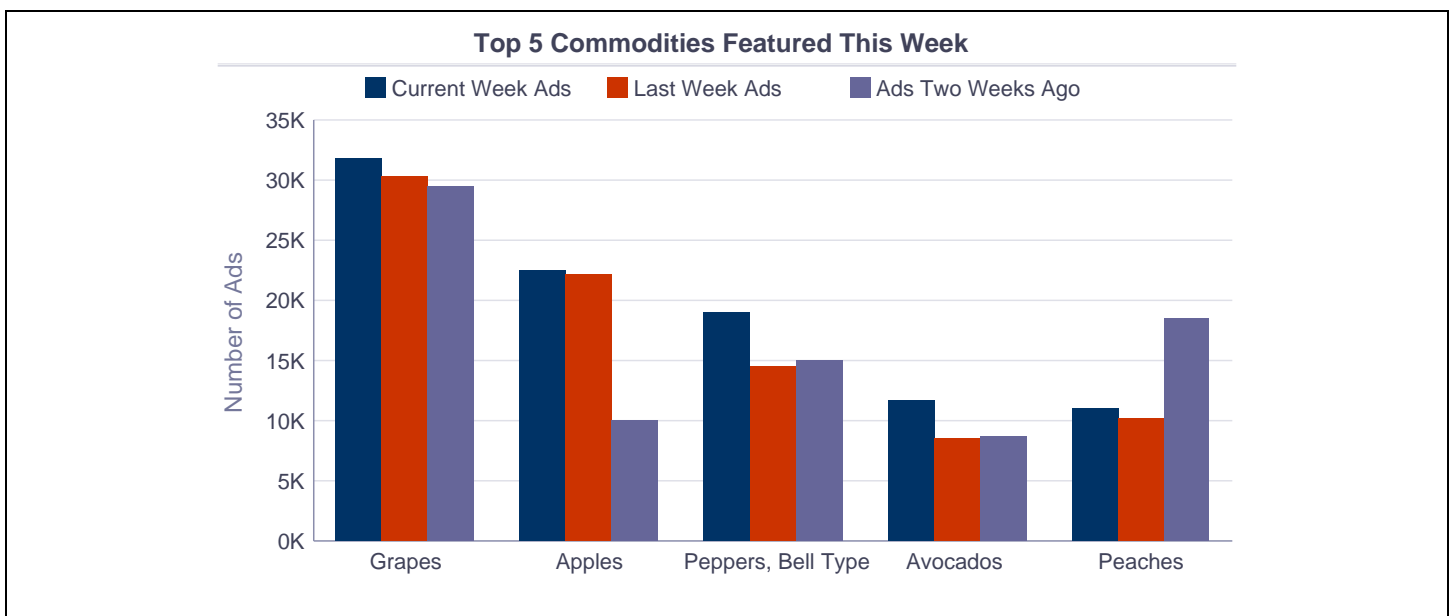
September Specials

Retailers had several options for promotions this week. With National Hispanic Heritage Month underway, stores featured traditional foods like Roma tomatoes, papayas, tomatillos, limes, mangos, jalapenos, and avocados. Rosh Hashanah is also on the calendar this month, and several grocery chains focused on ingredients for celebratory meals, such as potatoes, apple and grape juices, carrots, honey, and apples. Of course, the arrival of Autumn was a natural opportunity for promotions, as pumpkins, apple cider, pomegranates, potted mums, cauliflower, and cabbage began to replace summer fruits and vegetables in retail displays. Halloween costumes, candy, and décor were showcased in many flyers.

Total ad numbers this week were 282,993, a 3% increase from last week's 273,575. The total for the same week last year was 9% higher than for this year. The total number of ads broken out by commodity groups: fruit 151,461 (54% of all ads), onions and potatoes 13,691 (5%), vegetables 112,395 (40%), herbs 1,303, ornamentals 3,022, and hemp 1,121. The number of ads for organic produce was 44,043, 16% of total ads.

The following are the prices of major advertised items (3,000 plus ads) this week, compared to the same week last year. Significant increases in price for fruit this week included plums at 34%, blackberries at 31%, Gala apples (per lb) at 24%, yellow peaches at 19%, apple juice at 18%, and seedless grapes (red and white 16%, organic white 14%, organic red 13%). There were no significant decreases. There were no significant changes in price for onions and potatoes this week. Significant increases in price for vegetables included only green cabbage at 23%. There were no significant decreases.

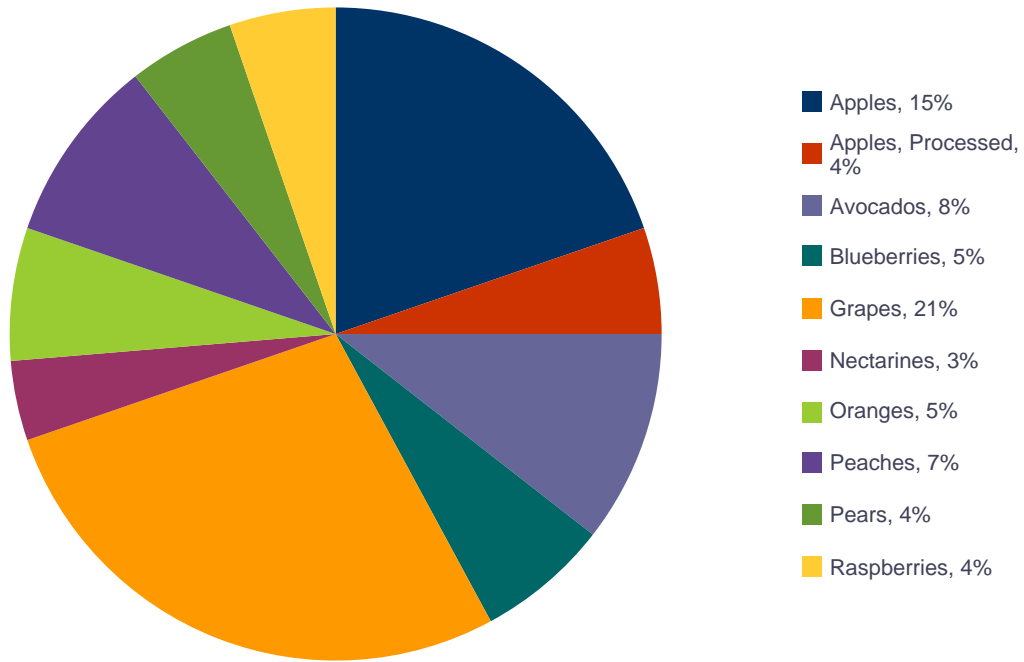
For more detailed information on organic and locally grown produce visit the National Retail--Local and Organic Report at: http://www.ams.usda.gov/mnreports/wa_lo100.txt



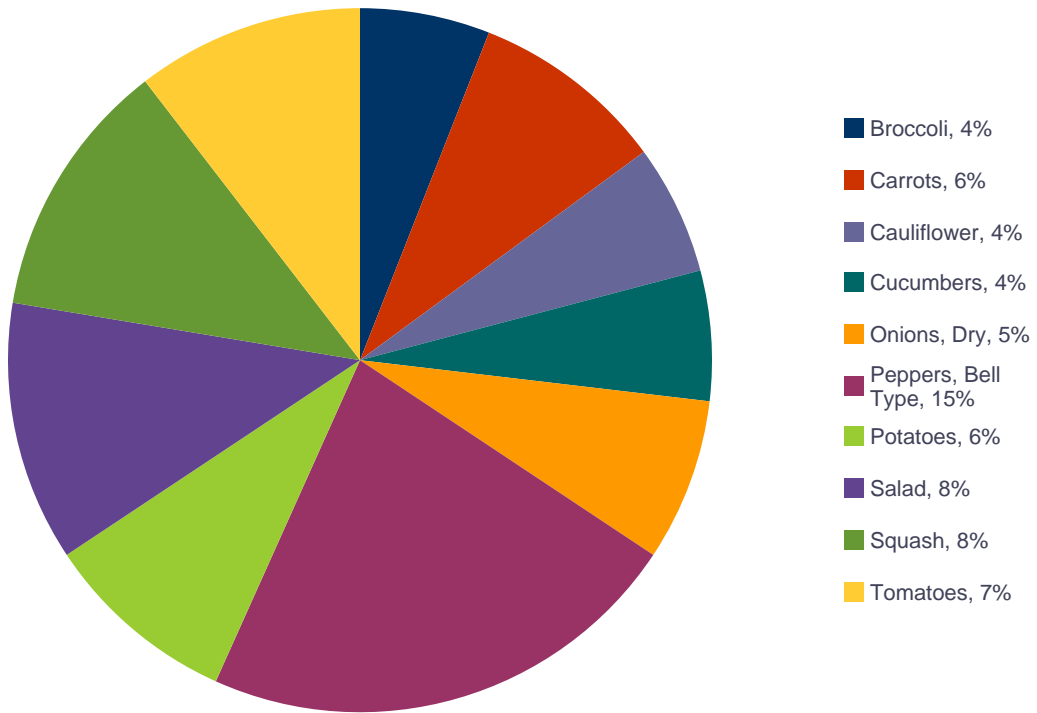
1 - Specialty Crops Market News surveys over 400 retailers, comprising over 30,300 individual stores, with online weekly advertised features.

2 - Date range reflects one week of data collection ending on the report date and encompasses ad pricing good from the Saturday before the report release date through the following Friday.

Top 10 Fruits as Percentage of Total Fruit Ads



Top 10 Vegetables as Percentage of Total Vegetable Ads Including Onions and Potatoes





NATIONAL SUMMARY

(not including AK & HI)

FRUITS								
Commodity	Variety	Unit	THIS WEEK		LAST WEEK		LAST YEAR	
			Stores With Ads	Wtd Avg Price	Stores With Ads	Wtd Avg Price	Stores With Ads	Wtd Avg Price
Apples	Braeburn	per pound	30	0.99	58	1.52	79	1.49
Apples	Fuji	per pound	355	2.24	792	1.13	1,903	1.41
Apples	Fuji	3 lb bag	8	3.50	9	3.99	11	2.99
Apples	Gala	per pound	4,055	1.62	2,564	1.42	4,772	1.31
Apples	Gala	3 lb bag	4,299	3.25	890	3.21	2,640	3.52
Apples	Gala	5 lb bag	68	5.73	770	5.44	15	5.00
Apples	Gala	2 lb bag	124	2.65	26	3.14	146	2.74
Apples	Ginger Gold	per pound	746	1.21	657	1.41	477	1.10
Apples	Ginger Gold	3 lb bag	265	3.62	94	3.70	146	2.84
Apples	Golden Delicious	per pound	142	1.69	8	2.29	126	1.32
Apples	Golden Delicious	3 lb bag	133	3.58	22	3.51	195	2.71
Apples	Granny Smith	per pound	655	1.66	1,028	1.45	783	2.59
Apples	Granny Smith	3 lb bag	1,823	5.47	309	4.52	413	3.99
Apples	Granny Smith	5 lb bag	207	5.99	863	5.79		
Apples	Honeycrisp	per pound	4,769	2.18	6,728	2.07	3,818	2.20
Apples	Honeycrisp	3 lb bag	228	4.57	13	4.99		
Apples	Jonathan	per pound	85	2.06	70	0.99	91	1.45
Apples	Jonathan	3 lb bag	180	3.07	80	3.53	31	3.51
Apples	Jonathan	5 lb bag	25	5.00	25	5.00		
Apples	Mcintosh	per pound	739	1.20	538	1.52	659	1.13
Apples	Mcintosh	3 lb bag	314	3.29	130	3.34	748	2.99
Apples	Mcintosh	2 lb bag	86	2.50	10	2.99	72	2.49
Apples	Paula Red	per pound	108	1.27	284	1.48	2	0.99
Apples	Paula Red	3 lb bag	26	3.64	188	3.87	17	3.17
Apples	Pink Lady/Cripps Pink	per pound	191	1.41	520	1.22	133	1.47
Apples	Red Delicious	per pound	386	1.24	1,616	1.38	398	1.31
Apples	Red Delicious	3 lb bag	41	4.16	146	3.76	675	3.05
Apples	Red Delicious	5 lb bag	50	5.98	16	5.99	16	3.99
Apples, Processed	Juice	64 oz (1/2 gallon)	4,815	2.42	2,864	2.40	2,368	2.05
Apples, Processed	Juice	128 oz (1 gallon)	132	5.38	87	5.81	474	5.11
Apples, Processed	Juice Marked Cider	64 oz (1/2 gallon)	1,042	3.51	388	3.74	1,049	3.64

Wtd Avg - Simple weighted average



Apples, Processed	Juice Marked Cider	128 oz (1 gallon)	439	7.04	338	6.38	2,375	4.54
Avocados	Hass	each	10,379	1.04	7,795	1.35	4,643	0.96
Avocados	Various Greenskin Varieties	each	51	1.98	49	2.00	88	2.03
Avocados	Various Greenskin Varieties	per pound	34	0.89				
Bananas		per pound	571	0.58	881	0.57	652	0.45
Blueberries		6 oz package	1,633	3.21	2,775	3.29	2,027	3.12
Blueberries		1 pint package	2,147	3.01	2,196	3.23	1,788	3.15
Blueberries		18 oz package	1,829	5.53	708	4.71	868	5.09
Cantaloups		each	2,440	3.20	3,993	2.71	2,188	2.86
Cantaloups		per pound	243	0.59	884	0.56	422	0.55
Clementines		3 lb bag	1,449	4.59	1,698	5.06	1,101	4.02
Clementines		2 lb bag	349	4.39	865	4.15	663	2.98
Fruit, Other	Apple Pears	per pound	10	1.99				
Fruit, Other	Cactus Pears	per pound	8	0.79	59	0.68	9	0.89
Fruit, Other	Cactus Pears	each	316	0.29	152	0.26	169	0.20
Grapefruit	Red	each	39	1.36	110	1.01	146	1.34
Grapefruit	Red	per pound	5	0.50	10	0.50	15	0.99
Grapes	Black Seedless	per pound	2,836	1.73	3,835	2.05	3,530	1.64
Grapes	Red Globe	per pound	386	2.44	338	2.39	84	2.07
Grapes	Red Seedless	per pound	7,111	2.12	8,234	1.82	8,983	1.83
Grapes	White Seedless Type	per pound	9,800	1.97	7,348	1.98	11,371	1.71
Honeydews		each	1,898	4.51	328	4.12	1,617	3.86
Honeydews		per pound	153	0.99	70	0.94	534	0.94
Kiwifruit	Hayward	each	321	0.45	387	0.41	426	0.52
Kiwifruit	Hayward	1 lb bag	19	3.94	8	3.99	16	3.99
Lemons		each	2,238	0.65	700	0.47	949	0.47
Lemons		per pound	60	0.82	57	0.90		
Lemons		2 lb bag	568	3.38	519	3.65	699	2.70
Limes		each	1,573	0.37	811	0.34	2,298	0.30
Limes		per pound	179	0.86	120	0.88	148	0.76
Mangoes		each	4,269	1.19	5,977	1.15	4,127	1.09
Misc Berries	Blackberries	5.6 - 6 oz package	4,125	3.31	3,797	3.27	6,023	2.53
Nectarines	Various White Flesh Varieties	per pound	1,291	2.50	232	2.63	191	1.89
Nectarines	Various Yellow Flesh Varieties	per pound	2,331	2.54	5,180	2.16	2,899	1.90
Oranges	Navel	each	554	1.02	457	1.05	2,266	1.01
Oranges	Navel	per pound	2,575	1.68	1,747	1.65	749	1.41
Oranges	Navel	3 lb bag	3,747	4.59	1,467	4.67	571	4.29
Oranges	Navel	4 lb bag	371	4.94	78	4.92	107	4.39



Oranges	Valencia	each	15	0.75	54	0.48		
Papaya	Maradol/Tainung Types	per pound	940	0.96	2,029	0.90	270	0.99
Papaya	Maradol/Tainung Types	each	16	5.99	7	4.99	453	0.99
Papaya	Solo Type	per pound	8	0.99	36	3.99	209	1.58
Papaya	Solo Type	each	5	5.99	53	5.11		
Peaches	Various White Flesh Varieties	per pound	1,396	2.45	253	2.67	1,093	1.93
Peaches	Various Yellow Flesh Varieties	per pound	8,045	2.08	8,428	2.16	8,930	1.75
Pears	Bartlett	per pound	4,158	1.70	3,942	1.70	5,620	1.59
Pears	Bartlett	3 lb bag	70	4.99	26	5.99		
Pears	Bosc	per pound	1,338	1.76	467	1.64	785	1.61
Pears	D'Anjou	per pound	191	1.61	102	1.88	56	1.77
Pineapples		each	1,009	2.94	2,453	2.82	2,221	2.47
Pineapples		per pound	340	0.75	127	0.84	354	0.65
Plums		per pound	3,385	2.11	3,569	2.26	2,002	1.57
Plums	Interspecific Type	per pound	1,534	2.07	1,702	2.10	1,682	2.05
Pomegranates		each	611	3.40	9	3.49	421	2.98
Raspberries	Red	6 oz package	4,867	3.13	4,094	3.34	4,872	2.92
Strawberries		1 lb package	2,221	3.33	3,429	3.03	3,478	2.78
Strawberries		2 lb package	94	6.42			924	5.68
Tangelos		per pound	50	2.71	199	1.50	225	1.24
Tangelos		each	24	1.00	49	1.25	24	0.50
Tangerines		per pound	143	1.52	301	1.57	205	1.63
Tangerines		3 lb bag	1,339	4.51	5,545	4.10	2,194	4.58
Tangerines		2 lb bag	246	4.50	892	4.51	683	3.80
Tangerines		each	26	0.42	290	0.76	86	0.59
Watermelons	Red Flesh Seeded Type	per pound	5	0.33				
Watermelons	Red Flesh Seedless Miniature	each	421	4.56	682	3.86	1,135	2.89
Watermelons	Red Flesh Seedless Type	each	816	5.70	970	5.55	1,418	4.19
Watermelons	Red Flesh Seedless Type	per pound	81	0.76	167	0.58	414	0.47
ORGANIC								
Apples	Fuji	3 lb bag	25	7.99				
Apples	Fuji	2 lb bag	6	5.00	36	3.99	316	4.40
Apples	Gala	per pound	603	2.20	626	2.68	630	2.08
Apples	Gala	3 lb bag	143	6.34	11	4.98	421	4.63
Apples	Gala	2 lb bag	546	3.53	1,380	4.86	1,715	4.06
Apples	Granny Smith	3 lb bag	25	7.99				
Apples	Granny Smith	2 lb bag	149	3.03	121	4.24	310	4.42
Apples	Honeycrisp	per pound	402	3.44	782	2.93	1,608	3.05



Apples	Honeycrisp	3 lb bag	70	6.99				
Apples	Honeycrisp	2 lb bag	45	5.99			212	4.99
Apples, Processed	Juice	64 oz (1/2 gallon)	16	3.50	1,002	3.02	1,031	2.12
Apples, Processed	Juice Marked Cider	64 oz (1/2 gallon)	190	9.99			94	7.16
Avocados	Hass	each	1,153	2.36	498	1.58	763	1.86
Bananas		per pound	738	0.85	1,237	0.80	1,004	0.79
Blueberries		6 oz package	1,169	3.15	1,603	3.90	603	3.86
Blueberries		1 pint package	448	5.05	517	4.71	128	4.56
Cantaloups		each	39	1.82	338	3.71		
Clementines		3 lb bag	19	5.99				
Grapes	Black Seedless	per pound	1,249	3.11	1,088	2.77	2,580	2.42
Grapes	Red Seedless	per pound	5,121	2.88	4,665	2.98	5,922	2.54
Grapes	White Seedless Type	per pound	5,021	2.88	4,598	3.00	5,896	2.54
Kiwifruit	Hayward	1 lb bag	7	2.50	415	3.99	45	3.50
Lemons		each	22	1.25			70	1.50
Lemons		2 lb bag	21	3.99	234	4.59	165	4.44
Limes		each	22	1.25				
Mangoes		each	50	3.15	478	1.86	279	3.95
Mangoes		per pound	11	4.99				
Misc Berries	Blackberries	5.6 - 6 oz package	365	4.08	1,354	3.88	1,553	3.79
Nectarines	Various White Flesh Varieties	per pound	20	2.99				
Nectarines	Various Yellow Flesh Varieties	per pound	1,478	3.05	1,444	3.00	1,336	2.49
Peaches	Various White Flesh Varieties	per pound	20	2.99				
Peaches	Various Yellow Flesh Varieties	per pound	1,515	3.06	1,444	3.01	1,279	2.52
Pears	Bartlett	per pound	222	2.38	334	2.38	315	2.20
Raspberries	Red	6 oz package	702	4.50	1,379	3.83	1,580	3.92
Strawberries		1 lb package	636	4.99	1,821	4.00	2,286	3.28
Strawberries		2 lb package	50	8.49				

ONIONS AND POTATOES

Commodity	Variety	Unit	THIS WEEK		LAST WEEK		LAST YEAR	
			Stores With Ads	Wtd Avg Price	Stores With Ads	Wtd Avg Price	Stores With Ads	Wtd Avg Price
Onions, Dry	Red	per pound	841	1.40	1,540	1.58	1,394	1.16
Onions, Dry	Red	2 lb bag	8	2.00	56	2.85	86	2.99
Onions, Dry	White	per pound	361	1.20	721	1.29	1,016	0.90
Onions, Dry	Yellow	per pound	316	0.77	1,137	0.99	305	0.73
Onions, Dry	Yellow	2 lb bag	373	1.52	253	2.00	1,166	1.61

Wtd Avg - Simple weighted average



Onions, Dry	Yellow	3 lb bag	900	2.54	1,736	2.71	3,480	2.13
Onions, Dry	Yellow Marked Sweet	per pound	2,296	1.24	1,257	1.39	1,710	1.23
Onions, Dry	Yellow Marked Sweet	2 lb bag	11	2.50	106	2.29	74	1.99
Onions, Dry	Yellow Marked Sweet	3 lb bag	105	3.83	206	3.70	488	2.77
Potatoes	Round Red	per pound	576	1.16	332	1.32	339	0.87
Potatoes	Round Red	3 lb bag	661	5.00	16	3.31	193	1.99
Potatoes	Round Red	5 lb bag	758	3.53	1,700	3.66	3,199	3.10
Potatoes	Round White	per pound	50	1.03	8	0.69	202	0.85
Potatoes	Round White	5 lb bag	298	3.60	609	2.89	216	2.89
Potatoes	Round White	10 lb bag	11	5.99			5	1.29
Potatoes	Russet	per pound	6	1.29	366	1.14	224	1.13
Potatoes	Russet	3 lb bag	23	3.69	35	1.99	105	1.14
Potatoes	Russet	5 lb bag	1,182	2.95	2,019	3.43	4,602	2.14
Potatoes	Russet	10 lb bag	127	3.88	78	5.87	507	4.44
Potatoes	Russet	8 lb bag	476	4.97	6	1.99	161	3.34
Potatoes	Yellow Type	per pound	432	1.21	308	1.45	166	0.77
Potatoes	Yellow Type	3 lb bag	518	5.39	23	2.56	249	5.87
Potatoes	Yellow Type	5 lb bag	449	3.25	1,076	3.66	1,273	2.75

ORGANIC

Onions, Dry	Red	per pound	206	1.79			244	1.50
Onions, Dry	White	per pound	210	1.79			362	1.50
Onions, Dry	Yellow	per pound	336	1.56	130	1.19	294	1.39
Onions, Dry	Yellow	2 lb bag	171	2.99			45	2.99
Onions, Dry	Yellow	3 lb bag	255	5.99	325	5.56	1,891	3.28
Onions, Dry	Yellow Marked Sweet	per pound	11	1.49	11	1.49	53	1.11
Potatoes	Round Red	3 lb bag	138	4.26	111	4.25	854	3.31
Potatoes	Russet	per pound	134	1.79	130	1.79	130	1.49
Potatoes	Russet	3 lb bag	53	4.73			271	3.87
Potatoes	Russet	5 lb bag	171	3.99				
Potatoes	Yellow Type	per pound	50	4.99	50	3.99	19	1.10
Potatoes	Yellow Type	3 lb bag	1,064	2.96	128	4.09	854	3.31

VEGETABLES

Commodity	Variety	Unit	THIS WEEK		LAST WEEK		LAST YEAR	
			Stores With Ads	Wtd Avg Price	Stores With Ads	Wtd Avg Price	Stores With Ads	Wtd Avg Price
Artichokes		each	1,339	2.49	197	2.02	88	1.25
Asparagus	Green	per pound	2,002	3.37	682	3.42	4,299	3.04

Wtd Avg - Simple weighted average



Beans	Round Green Type	per pound	401	1.78	2,210	1.53	784	1.18
Beets		per bunch	21	2.50			340	2.22
Beets		per pound	7	0.39	6	0.49	143	0.47
Bok Choy		per pound	10	0.75	5	1.99		
Broccoli		per pound	172	0.98	738	1.56	597	1.52
Broccoli		per bunch	1,294	2.87	445	2.42	2,004	2.43
Broccoli	Crown Cut	per pound	2,353	1.58	2,162	1.65	3,745	1.52
Brussels Sprouts		per pound	971	2.57	240	2.85	418	2.96
Cabbage	Round Green Type	per pound	3,314	0.69	2,269	0.70	2,515	0.57
Carrots		per pound	220	0.57	145	0.52	216	0.46
Carrots		1 lb bag	158	0.91	116	1.06	263	0.83
Carrots		2 lb bag	1,295	1.59	404	1.40	412	1.09
Carrots		per bunch	73	1.69			281	3.27
Carrots	Baby Peeled	1 lb bag	2,751	1.26	962	1.30	3,137	1.25
Carrots	Baby Peeled	2 lb bag	1,671	2.31	1,479	2.05	3,223	2.10
Cauliflower		each	3,045	2.55	3,173	2.58	2,889	2.59
Cauliflower		per pound	524	1.34	441	1.57	1,499	1.07
Celery		each	2,854	1.63	2,461	1.60	1,646	1.29
Celery		per pound	227	1.81	83	0.99	85	0.83
Celery	Hearts	each	788	2.38	243	2.79	2,411	2.23
Cilantro		per bunch	1,303	0.49	586	0.50	574	0.50
Corn-Sweet		each	1,380	0.51	2,346	0.51	2,727	0.41
Cucumbers		each	3,392	0.62	2,440	0.80	2,105	0.64
Cucumbers		per pound	10	1.29			38	0.50
Cucumbers	Long Seedless-Greenhouse	each	1,155	1.36	573	1.10	2,729	1.34
Eggplant		per pound	813	1.11	652	1.39	594	1.60
Eggplant		each	25	1.71	169	2.00	29	1.26
Garlic		per sleeve	250	1.51	206	1.25	236	1.11
Greens	Collard	per bunch	535	2.94	82	2.66	85	1.80
Greens	Collard	per pound	71	1.33	9	0.99	8	0.99
Greens	Collard	1 lb bag	97	3.25	199	2.50	59	2.83
Greens	Kale	per bunch	563	2.79	33	1.46	382	0.97
Greens	Kale	per pound	57	1.29	25	0.99	279	1.49
Greens	Kale	1 lb bag	97	3.25	8	2.50	47	2.91
Greens	Mustard	per bunch	453	3.00	15	1.17	26	1.40
Greens	Swiss Chard	per bunch	17	2.99	24	1.54		
Greens	Turnip Tops	per bunch	502	3.00	15	1.17	26	1.40
Lettuce, Iceberg		each	215	1.60	1,771	1.43	987	1.35
Lettuce, Other	Green Leaf	each	433	1.42	467	1.80	709	1.54



Lettuce, Other	Green Leaf	per pound	87	1.96	40	1.84	218	1.66
Lettuce, Other	Red Leaf	each	408	1.38	306	1.71	709	1.54
Lettuce, Other	Red Leaf	per pound	87	1.96	40	1.84	218	1.66
Lettuce, Romaine		each	349	1.46	304	1.71	712	1.54
Lettuce, Romaine		per pound	146	1.85	21	1.42	72	1.69
Lettuce, Romaine	Hearts	3 count package	297	3.25	766	3.56	1,097	3.05
Mushrooms	Portobella	8 oz package	469	2.49	384	2.69	74	2.10
Mushrooms	White	per pound	48	3.15	21	3.72	258	2.56
Mushrooms	White	8 oz package	1,070	2.21	1,520	1.93	1,712	1.97
Mushrooms	White	6 oz package	53	1.92	23	2.79		
Onions Green		per bunch	273	0.82	371	0.83	553	0.71
Peppers, Bell Type	Green	per pound	624	1.39	636	1.49	378	1.36
Peppers, Bell Type	Green	each	2,900	0.78	2,771	0.83	1,642	0.72
Peppers, Bell Type	Orange	per pound	592	2.81	1,283	3.42	704	2.70
Peppers, Bell Type	Orange	each	2,932	1.32	1,797	1.29	2,317	1.33
Peppers, Bell Type	Orange-Greenhouse	per pound	13	2.99	8	2.99	8	2.99
Peppers, Bell Type	Orange-Greenhouse	each	287	1.29	81	1.25	78	1.00
Peppers, Bell Type	Red	per pound	705	2.79	1,661	3.27	1,071	2.35
Peppers, Bell Type	Red	each	3,231	1.29	2,139	1.31	2,717	1.24
Peppers, Bell Type	Red-Greenhouse	per pound	13	2.99	8	2.99	8	2.99
Peppers, Bell Type	Red-Greenhouse	each	287	1.29	95	1.31	78	1.00
Peppers, Bell Type	Yellow	per pound	655	2.78	1,341	3.35	777	2.66
Peppers, Bell Type	Yellow	each	2,932	1.32	2,075	1.31	3,348	1.48
Peppers, Bell Type	Yellow-Greenhouse	per pound	13	2.99	8	2.99	8	2.99
Peppers, Bell Type	Yellow-Greenhouse	each	287	1.29	95	1.31	78	1.00
Peppers, Other	Jalapeno	per pound	1,173	0.94	1,329	0.99	1,003	0.95
Peppers, Other	Mixed Mini Sweet Types	1 lb package	304	3.85	1,139	3.31	527	2.80
Peppers, Other	Serrano	per pound	143	1.04	48	1.34		
Pumpkins		each	1,213	5.82	424	5.29	533	5.17
Pumpkins	Marked Extra Large	each	389	7.37	15	5.00	532	6.46
Pumpkins	Marked Large	each	670	6.15	765	6.48	1,197	5.44
Pumpkins	Marked Large	per pound	146	0.49	146	0.49		
Pumpkins	Marked Medium	each	524	5.50	61	5.00	186	5.00
Pumpkins	Miniature	each	171	1.03	1,038	0.96	267	0.81
Pumpkins	Miniature	per pound	327	1.99			339	1.90
Pumpkins	Pie Type	each	243	3.05	580	2.42	438	2.59
Pumpkins	Pie Type	per pound	416	1.04	55	1.29	247	0.63
Radishes		per bunch	310	0.96	262	1.48	364	0.99
Radishes		1 lb bag	35	0.79	187	1.77	45	0.87



Salad	Mixed Types	10 - 12 oz package	3,453	2.91	2,035	2.71	2,595	2.81
Salad	Mixed Types	5 - 9 oz package	3,442	2.97	2,217	2.96	3,179	2.67
Spinach		per bunch	79	1.59	45	1.19	38	2.29
Spinach	Flat, Baby Type	10 oz package	87	3.70	146	3.99	50	2.80
Spinach	Flat, Baby Type	1 lb package	17	3.50	28	3.00		
Spinach	Flat, Baby Type	8 oz package	181	2.32	208	2.54	35	2.50
Spinach	Flat, Baby Type	9 oz package	146	2.79	63	4.16		
Spinach	Flat, Baby Type	5 - 6 oz package	1,210	3.02	49	2.99	328	2.50
Squash	Acorn	per pound	1,501	1.09	1,400	1.07	3,221	0.95
Squash	Butternut	per pound	1,656	1.08	1,536	1.06	3,322	0.95
Squash	Grey	per pound	207	0.83	574	0.98	96	0.78
Squash	Spaghetti	per pound	1,519	1.10	1,558	1.07	3,439	0.94
Squash	Yellow Crookneck/Straightneck	per pound	1,675	1.46	1,792	1.45	1,276	1.44
Squash	Zucchini	per pound	2,253	1.46	2,207	1.39	1,968	1.40
Sweet Potatoes		per pound	1,740	1.10	1,504	1.08	626	1.04
Tomatillos		per pound	1,003	1.64	139	0.97	537	0.72
Tomatoes		per pound	1,487	1.80	713	1.64	2,129	1.75
Tomatoes	Vine Ripe - Heirloom Varieties-Greenhouse	per pound	15	2.43	44	2.76		
Tomatoes	Vine Ripes	per pound	1,383	1.81	277	1.84	394	1.75
Tomatoes	Vine Ripes, On The Vine-Greenhouse	per pound	4,225	1.62	2,885	1.51	3,166	1.74
Tomatoes	Vine Ripes-Greenhouse	per pound	882	1.99	230	1.78	451	1.92
Tomatoes, Cherry		1 pint package	473	2.98	179	2.98	10	2.50
Tomatoes, Grape Type		1 pint package	1,876	2.55	1,613	2.54	1,580	2.19
Tomatoes, Grape Type		10 oz package	670	2.76	2,422	2.75	460	2.67
Tomatoes, Plum Type	Roma	per pound	3,746	1.08	2,155	1.27	5,204	1.09
Vegetables Other	Cactus Leaf (Nopales)	per pound	49	0.67	36	0.58	60	0.77
ORGANIC								
Artichokes		each	1	3.99				
Beans	Round Green Type	per pound	29	2.80	8	2.29		
Beets		per bunch	190	2.09	146	2.50	243	2.03
Broccoli		per pound	822	2.08	26	2.99	221	2.61
Broccoli		per bunch	73	3.15	1,127	3.91	608	3.02
Broccoli	Baby Hybrid Type	per bunch	167	3.72	167	3.00	311	2.50
Broccoli	Crown Cut	per pound	22	1.99			11	1.99
Carrots		1 lb bag	56	1.20	46	1.50	326	1.49
Carrots		2 lb bag	258	2.98	101	2.18	90	1.86
Carrots		per bunch	85	3.19	210	2.60	105	2.31



Carrots	Baby Peeled	1 lb bag	855	2.11	2,244	1.99	631	1.89
Cauliflower		each	389	4.27	297	4.08	1,142	3.64
Cauliflower		per pound	992	2.13			116	2.26
Celery		each	25	1.95	387	2.26	713	2.37
Celery		per pound	9	0.69				
Celery	Hearts	each	704	3.15	558	3.05	730	2.81
Celery	Hearts	per pound	15	2.99				
Cucumbers		each	28	1.56	339	1.15	74	0.99
Cucumbers	Long Seedless-Greenhouse	each	914	2.26	42	2.34	1,072	2.26
Eggplant		per pound	16	3.99	16	3.99		
Greens	Kale	per bunch	57	2.05	179	2.50	433	1.76
Greens	Swiss Chard	per bunch	17	2.50			23	2.12
Lettuce, Iceberg		each	46	3.48	55	3.79	17	3.48
Lettuce, Other	Green Leaf	each	151	1.89	308	2.16	158	1.59
Lettuce, Other	Red Leaf	each	151	1.89	308	2.16	158	1.59
Lettuce, Romaine		each	27	2.50	6	2.49	25	2.62
Lettuce, Romaine	Hearts	3 count package	55	3.90	852	3.51	1,012	3.29
Mushrooms	Portobella	per pound	141	6.15	130	5.99	11	5.99
Mushrooms	Portobella	8 oz package	22	3.00	19	3.22	48	2.99
Mushrooms	White	8 oz package	727	3.15	396	3.28	477	2.86
Onions Green		per bunch	78	0.99	730	1.01	61	0.99
Peppers, Bell Type	Green	per pound	22	2.58	35	2.45	36	1.86
Peppers, Bell Type	Green	each	19	0.89			21	0.77
Peppers, Bell Type	Orange	per pound	95	3.50	16	5.99	312	3.42
Peppers, Bell Type	Orange	each	1,031	1.99			1,307	1.83
Peppers, Bell Type	Red	per pound	106	3.65	223	3.00	386	3.33
Peppers, Bell Type	Red	each	1,031	1.99			1,318	1.84
Peppers, Bell Type	Yellow	per pound	95	3.50			352	3.43
Peppers, Bell Type	Yellow	each	1,031	1.99			350	1.67
Peppers, Other	Jalapeno	per pound	130	3.69	130	3.69	12	4.99
Peppers, Other	Mixed Mini Sweet Types	1 lb package	52	3.72	120	3.51	113	2.83
Pumpkins	Pie Type	per pound	17	1.49			17	0.99
Salad	Mixed Types	1 lb bag	26	5.41	1,072	5.08	284	5.00
Salad	Mixed Types	10 - 12 oz package	231	5.17	303	5.71	177	5.23
Salad	Mixed Types	5 - 9 oz package	2,773	3.36	4,058	3.34	2,293	2.96
Spinach	Flat, Baby Type	1 lb package	27	5.69				
Spinach	Flat, Baby Type	5 - 6 oz package	362	3.60	1,533	3.50	200	2.94
Squash	Acorn	per pound	539	1.52	13	0.79	378	1.35



Squash	Butternut	per pound	545	1.52	13	0.79	378	1.35
Squash	Spaghetti	per pound	549	1.51	13	0.79	242	1.28
Squash	Yellow Crookneck/Straightneck	per pound	94	3.16	16	3.99	12	2.99
Squash	Zucchini	per pound	224	2.31	258	2.32	178	1.60
Sweet Potatoes		per pound	18	2.12	91	2.02	343	1.72
Tomatoes		per pound	320	2.77	152	2.65	372	2.25
Tomatoes	Vine Ripe - Heirloom Varieties-Greenhouse	per pound	202	5.67	389	3.97		
Tomatoes	Vine Ripes	per pound	14	2.49	25	3.99	12	3.99
Tomatoes	Vine Ripes, On The Vine-Greenhouse	per pound	409	3.44	906	3.32	20	3.79
Tomatoes, Cherry		1 pint package	190	2.95	30	3.92	166	2.99
Tomatoes, Grape Type		1 pint package	620	2.83	340	2.78	1,284	3.04
Tomatoes, Grape Type		10 oz package	46	2.99	141	2.77	179	2.99

OTHER SPECIALTY CROPS ITEMS

Commodity	Variety	Unit	THIS WEEK		LAST WEEK		LAST YEAR	
			Stores With Ads	Wtd Avg Price	Stores With Ads	Wtd Avg Price	Stores With Ads	Wtd Avg Price
Hemp (Seeds) Oil		2 oz	113	10.49	113	10.49		
Hemp Protein		16 oz package	31	20.99	69	19.50	113	16.32
Hemp Protein		32 oz package	113	19.99	113	19.99		
Hemp Seeds-Shelled		8 oz package	144	8.49	287	9.01	154	10.26

ORGANIC

Hemp (Seeds) Oil		16 oz	113	17.79				
Hemp Protein		16 oz package	113	22.99	113	22.99	123	19.99
Hemp Seeds-Shelled		7 oz package	31	12.49	174	11.34	96	10.28
Hemp Seeds-Shelled		12 oz package	31	15.99	121	16.32	113	15.26
Hemp Seeds-Shelled		16 oz package	31	14.99	31	14.99	31	14.99

SEASONAL ITEMS

Commodity	Variety	Unit	THIS WEEK		LAST WEEK		LAST YEAR	
			Stores With Ads	Wtd Avg Price	Stores With Ads	Wtd Avg Price	Stores With Ads	Wtd Avg Price
Chayote		per pound	94	0.57	144	1.35	8	1.29
Chayote		each	42	0.65	419	0.89	92	0.46
Gladiola		bunched 10s	13	9.99				
Gladiola		bunched 5s	274	4.95			13	3.99



Potted Plants	Chrysanthemum	6 inch pot	324	11.05	1,223	9.89	1,180	9.60
Potted Plants	Chrysanthemum	8 inch pot	2,063	6.31	526	7.71	640	5.53
Rose, Hybrid Tea		bunched 12s	348	9.23	220	11.93	71	11.77



REGIONAL DETAILS

Commodity Variety	Unit	NORTHEAST U.S.				SOUTHEAST U.S.				MIDWEST U.S.			
		Price Range	Stores with Ads	Wtd Avg Price	% Marked Local	Price Range	Stores with Ads	Wtd Avg Price	% Marked Local	Price Range	Stores with Ads	Wtd Avg Price	% Marked Local
FRUITS													
Apples Braeburn	per pound									0.99	30	0.99	
Apples Fuji	per pound	1.29	8	1.29	100					0.99-1.49	50	1.34	
Apples Fuji	3 lb bag									3.50	8	3.50	
Apples Gala	per pound	0.99-1.99	473	1.19	10	1.28-2.49	1,501	1.89		0.79-1.99	579	1.44	5
Apples Gala	3 lb bag	2.89-4.99	484	3.29		1.99-3.99	2,292	3.46	3	1.99-5.99	949	2.95	9
Apples Gala	5 lb bag	3.99	9	3.99						5.99	11	5.99	
Apples Gala	2 lb bag	2.50	86	2.50		2.99	8	2.99		3.00	30	3.00	
Apples Ginger Gold	per pound	0.99-1.49	722	1.20	4	1.29-1.49	24	1.41					
Apples Ginger Gold	3 lb bag					3.29	16	3.29		2.50-3.99	243	3.63	
Apples Golden Delicious	per pound					0.99	34	0.99		0.79-0.99	40	0.96	18
Apples Golden Delicious	3 lb bag					3.99	14	3.99		2.50-5.00	53	2.97	100
Apples Granny Smith	per pound	1.49	24	1.49		0.98-1.49	43	1.12		0.96-1.49	46	1.26	
Apples Granny Smith	3 lb bag	5.49	310	5.49		5.49	366	5.49		3.49-5.49	423	5.45	2
Apples Granny Smith	5 lb bag									5.99	11	5.99	
Apples Honeycrisp	per pound	0.99-2.99	1,221	2.35	2	0.99-2.88	1,011	2.30		0.99-2.99	966	1.83	3
Apples Honeycrisp	3 lb bag	3.99-5.99	192	4.80		2.99-4.29	36	3.35					
Apples Jonathan	3 lb bag					3.29	16	3.29		2.50-4.49	60	2.98	100
Apples McIntosh	per pound	0.99-1.49	676	1.22	3					0.99	63	0.99	
Apples McIntosh	3 lb bag	3.49-3.50	133	3.50	53	3.29-3.99	101	3.54		2.50-2.99	80	2.63	
Apples McIntosh	2 lb bag	2.50	86	2.50									
Apples Paula Red	per pound	0.99-1.49	108	1.27	31								
Apples Paula Red	3 lb bag									2.99-3.99	20	3.54	
Apples Pink Lady/Cripps Pink	per pound					0.98	31	0.98		0.96-1.78	110	1.55	
Apples Red Delicious	per pound	1.29	179	1.29		0.99-1.78	36	1.03		1.49	25	1.49	
Apples Red Delicious	3 lb bag					3.99	14	3.99		3.49-5.00	16	4.43	63
Apples Red Delicious	5 lb bag					5.98-5.99	50	5.98					
Apples, Processed Juice	64 oz (1/2 gallon)	1.88-3.99	1,817	2.61		1.98-3.00	297	2.20		1.29-3.49	974	2.38	
Apples, Processed Juice	128 oz (1 gallon)	4.99-5.99	132	5.38									
Apples, Processed Juice Marked Cider	64 oz (1/2 gallon)	3.99-4.99	165	4.60		3.49-4.97	256	3.88		2.79-4.99	215	4.10	12

Wtd Avg - Simple weighted average



Commodity Variety	Unit	NORTHEAST U.S.				SOUTHEAST U.S.				MIDWEST U.S.			
		Price Range	Stores with Ads	Wtd Avg Price	% Marked Local	Price Range	Stores with Ads	Wtd Avg Price	% Marked Local	Price Range	Stores with Ads	Wtd Avg Price	% Marked Local
Apples, Processed Juice Marked Cider	128 oz (1 gallon)	6.99	354	6.99		6.99	43	6.99		6.99-7.99	42	7.49	
Avocados Hass	each	0.49-2.50	1,761	1.15		0.49-1.67	3,131	1.00		0.49-1.50	2,017	0.87	
Avocados Various Greenskin Varieties	each					1.50	2	1.50					
Avocados Various Greenskin Varieties	per pound					0.89	34	0.89					
Bananas	per pound	0.59-0.69	80	0.64		0.49-0.58	36	0.50		0.49-0.59	269	0.51	
Blueberries	6 oz package	3.00	16	3.00		2.50-3.50	522	3.39		2.00-2.50	14	2.25	
Blueberries	1 pint package	2.99-3.99	564	3.38		2.98-3.99	397	3.20		2.00-3.99	801	2.73	1
Blueberries	18 oz package	5.00-5.99	759	5.10		4.99-5.99	201	5.58		5.49-5.99	159	5.57	
Cantaloups	each	2.50-3.99	511	3.20		2.50-3.99	987	3.49		2.00-3.99	518	2.72	
Cantaloups	per pound									0.99	10	0.99	
Clementines	3 lb bag	3.34-6.99	1,000	4.67		4.99-5.99	59	5.02		3.99-5.99	234	4.87	
Clementines	2 lb bag					4.99	8	4.99		3.99	131	3.99	
Fruit, Other Cactus Pears	per pound									0.79	8	0.79	
Grapefruit Red	each	1.50	18	1.50		1.50	11	1.50		0.96	10	0.96	
Grapes Black Seedless	per pound	0.99-3.99	587	1.93		1.99-2.49	109	2.14		0.99-2.99	708	1.57	
Grapes Red Globe	per pound	1.99-2.99	290	2.57		1.98-2.49	74	2.08		1.79-1.99	22	1.93	
Grapes Red Seedless	per pound	0.99-3.99	1,193	2.13		1.19-2.99	1,575	2.43		0.99-2.99	1,518	1.86	2
Grapes White Seedless Type	per pound	0.99-3.99	1,467	1.98		1.19-2.99	3,239	2.24		0.95-2.99	1,817	1.53	2
Honeydews	each	3.99-4.99	280	4.08		4.99	1,135	4.99		2.50-5.00	172	3.15	
Kiwifruit Hayward	each	0.60	72	0.60		0.25-0.33	52	0.30					
Kiwifruit Hayward	1 lb bag	2.50	8	2.50						4.99	11	4.99	
Lemons	each	0.33-0.99	360	0.66		0.24-0.79	897	0.64		0.50-0.67	321	0.67	
Lemons	2 lb bag	3.99	86	3.99		2.98-3.99	128	3.62		2.49-3.49	53	3.07	
Limes	each	0.33-0.83	231	0.51		0.10-0.50	90	0.35		0.20-0.67	528	0.50	
Limes	per pound									0.98	8	0.98	
Mangoes	each	1.00-1.67	494	1.40		0.78-1.67	2,311	1.17		0.69-2.49	315	1.17	
Misc Berries Blackberries	5.6 - 6 oz package	3.00-3.99	799	3.47		2.99-3.99	1,713	3.38		1.67-3.99	543	2.76	
Nectarines Various White Flesh Varieties	per pound					2.49	1,135	2.49		2.48	10	2.48	
Nectarines Various Yellow Flesh Varieties	per pound	1.99-2.99	216	2.92		1.98-2.99	1,750	2.62		0.98-2.69	107	2.18	
Oranges Navel	each	0.25-1.67	228	0.96		0.99-1.25	263	1.04		1.00-1.25	53	1.20	
Oranges Navel	per pound	1.25	72	1.25		1.69-1.99	1,173	1.70		0.96-1.99	341	1.30	

Wtd Avg - Simple weighted average



Commodity Variety	Unit	NORTHEAST U.S.				SOUTHEAST U.S.				MIDWEST U.S.			
		Price Range	Stores with Ads	Wtd Avg Price	% Marked Local	Price Range	Stores with Ads	Wtd Avg Price	% Marked Local	Price Range	Stores with Ads	Wtd Avg Price	% Marked Local
Oranges Navel	3 lb bag	3.99-5.99	1,343	4.91		3.99-5.99	754	5.03		3.99-5.99	466	4.14	
Oranges Navel	4 lb bag	3.99	136	3.99		5.98	2	5.98		5.49	233	5.49	
Oranges Valencia	each									0.75	15	0.75	
Papaya Maradol/Tainung Types	per pound	0.99-1.99	50	1.58		1.28	2	1.28		0.89-0.99	26	0.96	
Papaya Solo Type	per pound					0.99	8	0.99					
Peaches Various White Flesh Varieties	per pound	2.99	2	2.99		2.49	1,135	2.49		2.48	10	2.48	
Peaches Various Yellow Flesh Varieties	per pound	1.99-2.99	449	2.47		1.49-2.99	2,170	2.47		0.98-2.99	1,492	2.09	
Pears Bartlett	per pound	1.29-2.49	794	1.98	1	1.49-1.99	404	1.51		0.99-1.99	791	1.74	
Pears Bartlett	3 lb bag	4.99	70	4.99									
Pears Bosc	per pound	2.49	175	2.49						1.79-1.99	282	1.89	
Pineapples	each	2.50-3.50	232	2.97		2.50-2.99	123	2.67		2.50-3.99	106	3.06	
Pineapples	per pound	3.49	8	3.49									
Plums	per pound	1.99-2.99	228	2.82		1.98-2.99	550	2.89		1.99-2.59	557	2.14	
Plums Interspecific Type	per pound	1.99-2.49	308	2.15		1.99-2.97	1,211	2.05		2.69	15	2.69	
Pomegranates	each	2.50-3.99	611	3.40									
Raspberries Red	6 oz package	3.00-3.99	816	3.48		1.67-3.99	2,007	3.22		1.67-4.99	752	2.65	
Strawberries	1 lb package	3.00-5.99	683	3.50		2.50-3.99	838	3.27		2.00-3.99	341	2.97	
Strawberries	2 lb package					6.99	82	6.99		2.50	12	2.50	
Tangerines	per pound									0.99-1.99	12	1.49	
Tangerines	3 lb bag	2.99-5.00	329	4.78		2.99-5.99	114	4.17		3.99-4.99	478	4.53	
Tangerines	2 lb bag	5.00	123	5.00		3.99	50	3.99					
Tangerines	each	0.80	8	0.80		0.25	18	0.25					
Tangelos	each	1.00	24	1.00									
Watermelons Red Flesh Seedless Miniature	each	4.99	8	4.99		4.49	10	4.49					
Watermelons Red Flesh Seedless Type	each	5.99-6.99	370	6.71		5.77-6.99	97	5.99		2.99-5.99	313	4.67	76
Watermelons Red Flesh Seedless Type	per pound									0.89	24	0.89	
FRUITS - ORGANIC													
Apples Fuji	3 lb bag	7.99	25	7.99									
Apples Fuji	2 lb bag									5.00	6	5.00	

Wtd Avg - Simple weighted average



Commodity Variety	Unit	NORTHEAST U.S.				SOUTHEAST U.S.				MIDWEST U.S.			
		Price Range	Stores with Ads	Wtd Avg Price	% Marked Local	Price Range	Stores with Ads	Wtd Avg Price	% Marked Local	Price Range	Stores with Ads	Wtd Avg Price	% Marked Local
Apples Gala	per pound	1.99-2.99	87	2.48		2.49	2	2.49		1.99-2.49	46	2.24	
Apples Gala	3 lb bag	5.99-7.99	143	6.34									
Apples Gala	2 lb bag	3.99	22	3.99						2.99-4.99	182	3.61	
Apples Granny Smith	3 lb bag	7.99	25	7.99									
Apples Granny Smith	2 lb bag									2.99-3.49	80	3.06	
Apples Honeycrisp	per pound	2.99-3.99	70	3.63		4.19	38	4.19		2.49-4.19	68	3.84	
Apples Honeycrisp	3 lb bag	6.99	70	6.99									
Apples, Processed Juice	64 oz (1/2 gallon)	3.50	16	3.50									
Avocados Hass	each	2.50	28	2.50		2.50	220	2.50		1.25	11	1.25	
Bananas	per pound	0.79-0.99	398	0.96									
Blueberries	6 oz package	2.99-4.99	170	3.97		2.99	957	2.99		3.99	19	3.99	
Blueberries	1 pint package	5.99	255	5.99						3.00-3.99	47	3.30	
Cantaloups	each	3.99	5	3.99		1.50	34	1.50					
Grapes Black Seedless	per pound	2.79-2.99	230	2.96		2.99-3.99	506	3.07		2.99-3.99	149	3.33	
Grapes Red Seedless	per pound	1.99-3.99	814	2.85		2.49-3.99	2,684	2.82		1.98-3.99	326	2.95	
Grapes White Seedless Type	per pound	1.99-2.99	808	2.84		2.49-3.99	2,668	2.82		1.99-3.99	301	3.03	
Kiwifruit Hayward	1 lb bag									2.50	7	2.50	
Lemons	each	1.25	22	1.25									
Lemons	2 lb bag									3.99	21	3.99	
Limes	each	1.25	22	1.25									
Misc Berries Blackberries	5.6 - 6 oz package	3.33-4.99	110	4.39						4.49	50	4.49	
Nectarines Various Yellow Flesh Varieties	per pound	2.99	40	2.99		2.49-2.99	1,251	2.96		3.99	50	3.99	
Peaches Various Yellow Flesh Varieties	per pound	2.99	40	2.99		2.49-2.99	1,251	2.96		3.99	50	3.99	
Pears Bartlett	per pound	1.99-2.49	47	2.06		2.49	38	2.49		2.49	50	2.49	
Raspberries Red	6 oz package	3.33-4.99	110	4.39		4.99	38	4.99		3.99-4.99	71	4.69	
Strawberries	1 lb package	4.99	270	4.99		4.99	15	4.99		3.99-5.99	78	4.89	
Strawberries	2 lb package									8.49	50	8.49	
ONIONS AND POTATOES													
Onions, Dry Red	per pound	1.29-1.49	73	1.32		1.49	22	1.49		0.99	12	0.99	
Onions, Dry Red	2 lb bag	2.00	8	2.00									
Onions, Dry	per pound	0.99-1.49	144	1.12		1.49	36	1.49		0.89-	25	1.02	

Wtd Avg - Simple weighted average



Commodity Variety	Unit	NORTHEAST U.S.				SOUTHEAST U.S.				MIDWEST U.S.			
		Price Range	Stores with Ads	Wtd Avg Price	% Marked Local	Price Range	Stores with Ads	Wtd Avg Price	% Marked Local	Price Range	Stores with Ads	Wtd Avg Price	% Marked Local
White										1.19			
Onions, Dry Yellow	per pound					1.49	14	1.49		0.89	12	0.89	
Onions, Dry Yellow	2 lb bag	1.29-2.00	216	1.48		1.50	136	1.50		1.50-2.99	21	2.07	
Onions, Dry Yellow	3 lb bag	2.00-2.99	286	2.81		1.99-3.29	221	2.80		0.99-3.29	337	2.15	
Onions, Dry Yellow Marked Sweet	per pound	0.99-1.49	335	1.27		0.95-1.49	1,151	1.26		0.88-1.49	515	1.18	
Onions, Dry Yellow Marked Sweet	2 lb bag					2.50	11	2.50					
Onions, Dry Yellow Marked Sweet	3 lb bag	3.50	43	3.50		3.88	9	3.88		2.99-3.88	21	3.37	
Potatoes Round Red	per pound	1.29	72	1.29		0.99	49	0.99					
Potatoes Round Red	3 lb bag	5.00-5.99	223	5.93		2.99	16	2.99		2.99-5.99	422	4.59	
Potatoes Round Red	5 lb bag	2.99-4.99	332	3.92		2.99-4.99	121	3.57		1.99-3.99	226	2.72	
Potatoes Round White	5 lb bag	2.50-3.99	270	3.57	26	4.50	11	4.50					
Potatoes Russet	3 lb bag	5.00	13	5.00						1.99	10	1.99	
Potatoes Russet	5 lb bag	2.99-3.99	234	3.95		2.79-3.99	186	3.47		1.99-3.99	637	2.49	12
Potatoes Russet	10 lb bag									2.99-5.99	34	3.99	
Potatoes Russet	8 lb bag	4.99	415	4.99		5.99	32	5.99		4.99	19	4.99	
Potatoes Yellow Type	per pound									1.29	35	1.29	
Potatoes Yellow Type	3 lb bag	5.99	210	5.99						0.99-5.99	308	4.98	10
Potatoes Yellow Type	5 lb bag	2.99-4.99	281	3.71		3.98-3.99	4	3.99		1.99-3.99	164	2.45	

ONIONS AND POTATOES - ORGANIC

Onions, Dry Yellow	per pound									1.19	11	1.19	
Onions, Dry Yellow	3 lb bag	5.99	255	5.99									
Potatoes Round Red	3 lb bag	3.99-4.99	121	4.26									
Potatoes Russet	per pound									1.79	11	1.79	
Potatoes Russet	3 lb bag	3.99-4.99	41	4.79									
Potatoes Yellow Type	per pound									4.99	50	4.99	
Potatoes Yellow Type	3 lb bag	2.89-4.99	107	3.54		2.89	957	2.89					

VEGETABLES

Artichokes	each	1.25-2.99	17	2.07		2.00-2.50	195	2.48					
Asparagus Green	per pound	3.49-4.99	103	4.03		1.99-2.99	336	2.34		2.88-3.49	272	3.06	
Beans Round Green Type	per pound	1.49-1.79	34	1.56		1.49-1.68	66	1.61		1.29-1.49	39	1.45	
Broccoli	per pound									1.49	18	1.49	

Wtd Avg - Simple weighted average



Commodity Variety	Unit	NORTHEAST U.S.				SOUTHEAST U.S.				MIDWEST U.S.			
		Price Range	Stores with Ads	Wtd Avg Price	% Marked Local	Price Range	Stores with Ads	Wtd Avg Price	% Marked Local	Price Range	Stores with Ads	Wtd Avg Price	% Marked Local
Broccoli	per bunch	2.00-2.50	13	2.27		1.95-2.99	1,281	2.88					
Broccoli Crown Cut	per pound	0.99-2.49	619	1.74	31	1.28-1.99	163	1.70	9	1.39-1.99	410	1.48	
Brussels Sprouts	per pound	1.99-3.49	553	2.96		1.98	10	1.98		2.99	14	2.99	
Beets	per bunch	2.50	21	2.50									
Beets	per pound									0.39	7	0.39	100
Cabbage Round Green Type	per pound	0.49-0.99	634	0.79	30	0.59-0.79	1,409	0.69	1	0.29-0.89	655	0.58	24
Carrots	per pound	0.99	28	0.99									
Carrots	1 lb bag	0.99-1.00	59	1.00		0.79-0.89	19	0.85		0.99	17	0.99	
Carrots	2 lb bag	1.69-1.79	698	1.78		1.50-1.79	314	1.53		0.99-1.67	243	1.09	3
Carrots	per bunch	1.69	73	1.69									
Carrots Baby Peeled	1 lb bag	1.25-2.00	393	1.80		0.99-1.67	1,157	1.00		0.99-1.50	539	1.31	
Carrots Baby Peeled	2 lb bag	1.99-3.49	842	2.13		2.50-2.88	462	2.51		1.99-2.88	43	2.18	
Cauliflower	each	1.99-3.99	936	2.56	1	1.95-3.99	1,455	2.62		2.48-3.69	282	2.71	
Cauliflower	per pound									1.99	11	1.99	
Celery	each	1.29-1.99	639	1.69		0.98-1.69	1,205	1.67		0.79-2.29	697	1.79	33
Celery	per pound									1.99	186	1.99	
Celery Hearts	each	2.00-2.99	722	2.39						1.49-2.59	60	2.26	
Cilantro	per bunch	0.69-1.50	170	0.91		0.34-0.99	50	0.53		0.33-0.69	42	0.51	
Corn-Sweet	each	0.50-0.75	233	0.55	82	0.50-0.60	92	0.57	74	0.25-3.00	299	0.66	33
Cucumbers	each	0.40-1.00	555	0.69	34	0.34-0.89	1,154	0.53		0.33-0.99	720	0.71	7
Cucumbers Long Seedless-Greenhouse	each	0.99-1.99	521	1.54		0.99-1.69	52	1.07		0.99-1.69	582	1.21	
Eggplant	per pound	0.99-1.99	666	1.11	2	0.68-1.47	102	1.21		0.99	22	0.99	
Eggplant	each	1.49	8	1.49						1.59-1.98	17	1.82	100
Garlic	per sleeve	0.99-2.00	109	1.66		1.50	2	1.50					
Greens Collard	per bunch					3.00-3.49	461	3.01					
Greens Collard	per pound	1.29	57	1.29		1.49	14	1.49					
Greens Collard	1 lb bag	3.00-3.50	97	3.25									
Greens Kale	per bunch					3.00	453	3.00		1.29-1.48	17	1.40	100
Greens Kale	per pound	1.29	57	1.29									
Greens Kale	1 lb bag	3.00-3.50	97	3.25									
Greens Mustard	per bunch					3.00	453	3.00					
Greens Swiss Chard	per bunch									2.78-3.29	17	2.99	100

Wtd Avg - Simple weighted average



Commodity Variety	Unit	NORTHEAST U.S.				SOUTHEAST U.S.				MIDWEST U.S.			
		Price Range	Stores with Ads	Wtd Avg Price	% Marked Local	Price Range	Stores with Ads	Wtd Avg Price	% Marked Local	Price Range	Stores with Ads	Wtd Avg Price	% Marked Local
Greens Turnip Tops	per bunch					3.00	453	3.00					
Lettuce, Iceberg	each	1.67-2.00	162	1.71		1.40	8	1.40		0.99-1.49	40	1.23	
Lettuce, Other Green Leaf	each	0.99	63	0.99						0.99	24	0.99	100
Lettuce, Other Green Leaf	per pound	1.99	72	1.99						1.79	15	1.79	
Lettuce, Other Red Leaf	each	0.99	63	0.99						0.99	24	0.99	100
Lettuce, Other Red Leaf	per pound	1.99	72	1.99						1.79	15	1.79	
Lettuce, Romaine	each	1.59	4	1.59						0.99	24	0.99	100
Lettuce, Romaine	per pound	1.69-1.99	113	1.90						1.59-1.79	33	1.68	
Lettuce, Romaine Hearts	3 count package	3.99	45	3.99		2.99	220	2.99		3.99	17	3.99	
Mushrooms Portobella	8 oz package	1.67-2.50	16	2.09	50	2.50	453	2.50					
Mushrooms White	per pound									2.99-3.49	48	3.15	
Mushrooms White	8 oz package	1.67-2.50	301	1.99	3	1.79-2.39	175	2.14		1.50-2.25	217	2.05	
Mushrooms White	6 oz package									1.50	8	1.50	
Onions Green	per bunch	0.50	16	0.50						0.66	17	0.66	
Peppers, Bell Type Green	per pound	0.98-2.49	538	1.37	34	0.98-1.28	20	1.01		1.29-1.99	58	1.58	28
Peppers, Bell Type Green	each	1.00	57	1.00		0.25-1.19	1,535	0.81		0.67-0.99	455	0.83	13
Peppers, Bell Type Orange	per pound	1.99-2.99	340	2.97						1.99-3.49	252	2.58	
Peppers, Bell Type Orange	each	1.67	323	1.67		0.97-1.67	715	1.40		0.99-1.50	595	1.25	
Peppers, Bell Type Orange-Greenhouse	per pound	2.99	8	2.99						2.99	5	2.99	
Peppers, Bell Type Orange-Greenhouse	each					1.99	78	1.99		0.99	171	0.99	
Peppers, Bell Type Red	per pound	2.59-2.99	429	2.93		1.98	2	1.98		1.99-3.49	266	2.55	
Peppers, Bell Type Red	each	1.67	323	1.67		0.97-1.67	715	1.40		0.99-1.50	583	1.25	
Peppers, Bell Type Red-Greenhouse	per pound	2.99	8	2.99						2.99	5	2.99	
Peppers, Bell Type Red-Greenhouse	each					1.99	78	1.99		0.99	171	0.99	
Peppers, Bell Type Yellow	per pound	1.99-2.99	403	2.91						1.99-3.49	252	2.58	
Peppers, Bell Type Yellow	each	1.67	323	1.67		0.97-1.67	715	1.40		0.99-1.50	595	1.25	
Peppers, Bell Type Yellow-Greenhouse	per pound	2.99	8	2.99						2.99	5	2.99	
Peppers, Bell Type Yellow-Greenhouse	each					1.99	78	1.99		0.99	171	0.99	
Peppers, Other Jalapeno	per pound	1.49	38	1.49		0.99-1.49	273	1.14		0.79-1.99	112	1.21	9
Peppers, Other Mixed Mini Sweet Types	1 lb package	3.00-3.99	37	3.43		3.98	2	3.98		2.00-4.99	243	4.00	
Peppers, Other Serrano	per pound	1.49	8	1.49						0.99-1.59	39	1.30	44
Pumpkins	each	4.99-7.99	597	6.05		4.49-5.99	118	5.20		4.99-6.99	268	5.16	3



Commodity Variety	Unit	NORTHEAST U.S.				SOUTHEAST U.S.				MIDWEST U.S.			
		Price Range	Stores with Ads	Wtd Avg Price	% Marked Local	Price Range	Stores with Ads	Wtd Avg Price	% Marked Local	Price Range	Stores with Ads	Wtd Avg Price	% Marked Local
Pumpkins Marked Extra Large	each	7.99	279	7.99		5.99	5	5.99		4.99-6.99	82	5.99	15
Pumpkins Marked Large	each	5.99-9.99	595	6.21		5.99-6.98	53	6.18		4.00	15	4.00	
Pumpkins Miniature	each									1.49	15	1.49	
Pumpkins Miniature	per pound	1.99	327	1.99									
Pumpkins Pie Type	each	2.99-3.50	160	3.42						1.99	27	1.99	44
Pumpkins Pie Type	per pound	0.99-1.49	194	1.44		0.68	200	0.68		0.89	12	0.89	
Radishes	per bunch	0.99-1.50	47	1.36						0.88	46	0.88	37
Salad Mixed Types	10 - 12 oz package	2.00-4.29	1,210	3.15		0.99-3.99	1,378	2.88		0.75-3.50	439	2.83	
Salad Mixed Types	5 - 9 oz package	2.50-3.99	854	3.06		0.99-3.49	1,332	2.92		2.00-3.49	480	2.92	
Spinach	per bunch	2.88	24	2.88									
Spinach Flat, Baby Type	10 oz package	3.00-4.99	58	4.27						2.69-3.49	15	3.12	
Spinach Flat, Baby Type	8 oz package	2.29-2.50	29	2.38						2.69	7	2.69	
Spinach Flat, Baby Type	9 oz package	2.99	26	2.99		2.50-2.79	102	2.72		2.69	7	2.69	
Spinach Flat, Baby Type	5 - 6 oz package	3.00-4.00	44	3.79		2.50-3.00	1,153	2.99		2.69-3.99	13	3.29	46
Squash Acorn	per pound	0.99-1.49	433	1.35		0.98-1.29	367	1.02		0.77-1.29	565	0.95	16
Squash Butternut	per pound	0.99-1.49	576	1.26		0.98-1.29	379	1.03		0.77-1.29	565	0.95	16
Squash Spaghetti	per pound	0.99-1.49	433	1.35		0.98-1.29	379	1.03		0.79-1.29	559	0.96	16
Squash Yellow Crookneck/Straightneck	per pound	0.99-1.99	366	1.27		0.99-2.09	1,218	1.51	79	1.49-1.78	31	1.58	55
Squash Zucchini	per pound	0.99-1.99	471	1.24	3	0.99-2.09	1,242	1.51	77	0.79-1.78	95	1.24	18
Sweet Potatoes	per pound	0.69-0.99	326	0.91		0.69-0.99	259	0.88		0.78-1.19	281	1.05	
Tomatoes	per pound	1.49-2.49	121	1.94	8	0.98-1.79	72	1.25		0.99-1.99	317	1.84	
Tomatoes Vine Ripe - Heirloom Varieties-Greenhouse	per pound									1.79	12	1.79	
Tomatoes Vine Ripes	per pound	1.99-2.49	99	2.11		0.99-2.49	1,064	1.75		1.88-1.99	180	1.92	32
Tomatoes Vine Ripes-Greenhouse	per pound	1.99-2.29	78	2.26		1.58-1.99	495	1.96		1.69-2.29	276	2.00	
Tomatoes Vine Ripes, On The Vine-Greenhouse	per pound	1.29-3.99	490	1.66		1.19-1.99	1,745	1.58		0.79-3.99	437	1.58	
Tomatoes, Cherry	1 pint package					2.69-3.00	458	3.00		2.50	15	2.50	
Tomatoes, Grape Type	1 pint package	1.25-3.00	1,262	2.60		1.49-3.00	415	2.47		0.99-2.99	176	2.39	10
Tomatoes, Grape Type	10 oz package	2.99	190	2.99	100	2.00-2.99	38	2.48	39	2.29-3.00	23	2.78	
Tomatoes, Plum Type Roma	per pound	0.99-1.99	354	1.29		0.98-1.79	1,172	1.17	82	0.59-1.99	1,048	0.99	3
Tomatillos	per pound	1.99	682	1.99						0.89-1.19	203	0.91	8
Vegetables Other Cactus Leaf (Nopales)	per pound									0.79	15	0.79	

Wtd Avg - Simple weighted average



Commodity Variety	Unit	NORTHEAST U.S.				SOUTHEAST U.S.				MIDWEST U.S.			
		Price Range	Stores with Ads	Wtd Avg Price	% Marked Local	Price Range	Stores with Ads	Wtd Avg Price	% Marked Local	Price Range	Stores with Ads	Wtd Avg Price	% Marked Local
VEGETABLES - ORGANIC													
Beans Round Green Type	per pound	2.29	8	2.29									
Broccoli	per pound	2.99	70	2.99									
Broccoli	per bunch	3.00-3.99	48	3.17					2.00-4.49	24	3.14		
Broccoli Baby Hybrid Type	per bunch								3.99	50	3.99		
Broccoli Crown Cut	per pound	1.99	10	1.99									
Beets	per bunch								2.98	10	2.98		
Carrots	1 lb bag	1.29	43	1.29					0.79-0.99	13	0.88		
Carrots	2 lb bag	2.99	255	2.99									
Carrots	per bunch	3.00-3.99	53	3.47									
Carrots Baby Peeled	1 lb bag	1.49-2.50	299	1.68		1.50-2.50	468	2.47	1.66-1.69	13	1.68		
Cauliflower	each	2.99-4.99	144	3.62		4.49	78	4.49	4.99	50	4.99		
Cauliflower	per pound					4.99	38	4.99	2.49	5	2.49		
Celery	each	1.88	8	1.88					1.99	17	1.99		
Celery Hearts	each	2.49-3.99	420	3.11		3.49	78	3.49	1.99-3.49	31	2.83		
Celery Hearts	per pound					2.99	15	2.99					
Cucumbers	each	1.99	16	1.99									
Cucumbers Long Seedless- Greenhouse	each	2.00-2.50	704	2.48		1.50-1.79	210	1.51					
Eggplant	per pound	3.99	16	3.99									
Lettuce, Iceberg	each								3.48	46	3.48		
Lettuce, Other Green Leaf	each								1.79	11	1.79		
Lettuce, Other Red Leaf	each								1.79	11	1.79		
Lettuce, Romaine Hearts	3 count package								3.48	10	3.48		
Mushrooms Portobella	per pound								5.99	11	5.99		
Mushrooms Portobella	8 oz package	3.00	22	3.00									
Mushrooms White	8 oz package	2.99-3.99	665	3.18					1.99-2.99	50	2.66		
Onions Green	per bunch					0.99	78	0.99					
Peppers, Bell Type Green	per pound	2.99	16	2.99					1.49	6	1.49		
Peppers, Bell Type Green	each								0.89	19	0.89		
Peppers, Bell Type Orange	per pound	2.99-5.99	95	3.50									
Peppers, Bell Type Orange	each	1.99	74	1.99		1.99	957	1.99					

Wtd Avg - Simple weighted average



Commodity Variety	Unit	NORTHEAST U.S.				SOUTHEAST U.S.				MIDWEST U.S.			
		Price Range	Stores with Ads	Wtd Avg Price	% Marked Local	Price Range	Stores with Ads	Wtd Avg Price	% Marked Local	Price Range	Stores with Ads	Wtd Avg Price	% Marked Local
Peppers, Bell Type Red	per pound	2.99-5.99	95	3.50									
Peppers, Bell Type Red	each	1.99	74	1.99		1.99	957	1.99					
Peppers, Bell Type Yellow	per pound	2.99-5.99	95	3.50									
Peppers, Bell Type Yellow	each	1.99	74	1.99		1.99	957	1.99					
Peppers, Other Jalapeno	per pound									3.69	11	3.69	
Peppers, Other Mixed Mini Sweet Types	1 lb package	4.99	7	4.99						2.99	6	2.99	
Salad Mixed Types	1 lb bag									4.99	15	4.99	
Salad Mixed Types	10 - 12 oz package	5.00-5.49	223	5.17						4.99	8	4.99	
Salad Mixed Types	5 - 9 oz package	3.00-4.99	702	3.58		2.50-3.50	152	2.85		2.99-3.79	338	3.13	
Spinach Flat, Baby Type	5 - 6 oz package	3.99	72	3.99		3.50	31	3.50					
Squash Acorn	per pound									0.79-0.99	27	0.87	
Squash Butternut	per pound	1.49	6	1.49						0.79-0.99	27	0.87	
Squash Spaghetti	per pound	1.49	6	1.49						0.79-0.99	27	0.87	
Squash Yellow Crookneck/Straightneck	per pound	3.99	16	3.99									
Squash Zucchini	per pound	3.99	16	3.99						1.69	11	1.69	
Sweet Potatoes	per pound	1.99	10	1.99									
Tomatoes	per pound	2.49	38	2.49						2.59	11	2.59	
Tomatoes Vine Ripe - Heirloom Varieties-Greenhouse	per pound	3.99	5	3.99		5.99	38	5.99		5.99	50	5.99	
Tomatoes Vine Ripes	per pound					2.49	14	2.49					
Tomatoes Vine Ripes, On The Vine-Greenhouse	per pound	3.99	255	3.99						3.49	8	3.49	
Tomatoes, Grape Type	1 pint package	1.99-3.49	290	2.94						1.50-3.99	18	3.02	
Tomatoes, Grape Type	10 oz package	3.00	22	3.00									
OTHER SPECIALTY CROPS ITEMS													
Hemp Protein	16 oz package					20.99	31	20.99					
Hemp Seeds-Shelled	8 oz package					8.49	31	8.49					
OTHER SPECIALTY CROPS ITEMS - ORGANIC													
Hemp Seeds-Shelled	7 oz package					12.49	31	12.49					
Hemp Seeds-Shelled	12 oz package					15.99	31	15.99					
Hemp Seeds-Shelled	16 oz					14.99	31	14.99					

Wtd Avg - Simple weighted average



Commodity Variety	Unit	NORTHEAST U.S.				SOUTHEAST U.S.				MIDWEST U.S.			
		Price Range	Stores with Ads	Wtd Avg Price	% Marked Local	Price Range	Stores with Ads	Wtd Avg Price	% Marked Local	Price Range	Stores with Ads	Wtd Avg Price	% Marked Local
	package												
SEASONAL ITEMS													
Chayote	per pound	0.68	2	0.68									
Chayote	each	0.50-0.75	37	0.69									
Potted Plants Chrysanthemum	6 inch pot					6.98-9.99	88	9.65		10.99-17.98	53	15.31	
Potted Plants Chrysanthemum	8 inch pot	5.00-7.50	1,087	5.63	17	4.89-8.99	493	8.66		5.00-7.50	107	6.36	66
Rose, Hybrid Tea	bunched 12s					9.98	2	9.98		7.00-12.99	194	7.25	

Commodity Variety	Unit	SOUTH CENTRAL U.S.				SOUTHWEST U.S.				NORTHWEST U.S.			
		Price Range	Stores with Ads	Wtd Avg Price	% Marked Local	Price Range	Stores with Ads	Wtd Avg Price	% Marked Local	Price Range	Stores with Ads	Wtd Avg Price	% Marked Local
FRUITS													
Apples Fuji	per pound					1.99-2.49	288	2.44	6	1.79	9	1.79	100
Apples Gala	per pound	0.87-2.50	344	1.37	17	0.88-2.49	1,015	1.64		0.98-1.99	143	1.25	52
Apples Gala	3 lb bag	1.97-3.99	574	2.88	14								
Apples Gala	5 lb bag	5.99	48	5.99									
Apples Ginger Gold	3 lb bag	3.99	6	3.99									
Apples Golden Delicious	per pound	2.50	60	2.50	100	2.29	8	2.29					
Apples Golden Delicious	3 lb bag	3.98-3.99	66	3.99	100								
Apples Granny Smith	per pound	0.98-1.48	224	1.09		0.50-2.49	318	2.20					
Apples Granny Smith	3 lb bag	3.98-5.49	303	5.44	4	5.49	350	5.49		5.49	71	5.49	
Apples Granny Smith	5 lb bag	5.99	196	5.99									
Apples Honeycrisp	per pound	0.97-2.99	867	2.06		0.69-2.99	507	2.31		1.88-2.49	197	2.34	5
Apples Jonathan	per pound	0.99-2.50	85	2.06	71								
Apples Jonathan	3 lb bag	2.94-3.98	104	3.08	78								
Apples Jonathan	5 lb bag	5.00	25	5.00									
Apples Paula Red	3 lb bag	3.99	6	3.99									
Apples Pink Lady/Cripps Pink	per pound	1.48	11	1.48		1.19	8	1.19		0.98-1.49	31	1.36	
Apples Red Delicious	per pound					0.88-1.79	118	1.05		1.79	28	1.79	

Wtd Avg - Simple weighted average



Commodity Variety	Unit	SOUTH CENTRAL U.S.				SOUTHWEST U.S.				NORTHWEST U.S.			
		Price Range	Stores with Ads	Wtd Avg Price	% Marked Local	Price Range	Stores with Ads	Wtd Avg Price	% Marked Local	Price Range	Stores with Ads	Wtd Avg Price	% Marked Local
Apples Red Delicious	3 lb bag	3.98	11	3.98	100								
Apples, Processed Juice	64 oz (1/2 gallon)	1.99-2.29	35	2.08		0.99-2.99	1,396	2.47		0.99- 2.29	296	1.44	
Apples, Processed Juice Marked Cider	64 oz (1/2 gallon)	2.28-3.99	354	2.39		1.99	28	1.99		4.99	24	4.99	
Avocados Hass	each	0.49-2.50	1,335	1.05		0.25-2.50	2,018	1.11		0.89- 2.50	117	1.68	
Avocados Various Greenskin Varieties	each	2.00	49	2.00									
Bananas	per pound	0.49-0.97	85	0.87		0.50-0.55	101	0.52					
Blueberries	6 oz package	0.99-3.50	218	2.83		0.99-3.50	624	3.26		1.50- 3.34	239	3.11	
Blueberries	1 pint package	1.99-3.99	385	2.81									
Blueberries	18 oz package	3.99-5.99	32	4.49		3.99-7.99	542	6.56		3.89- 3.99	136	3.90	
Cantaloups	each	1.50-3.49	79	2.07		1.67-3.99	345	3.35					
Cantaloups	per pound					0.33-0.99	222	0.57		0.68	11	0.68	
Clementines	3 lb bag	5.99	6	5.99		2.99-3.99	150	3.35					
Clementines	2 lb bag	2.99	17	2.99		3.99	47	3.99		5.00	146	5.00	
Fruit, Other Apple Pears	per pound					1.99	10	1.99					
Fruit, Other Cactus Pears	each	0.25-0.33	212	0.30		0.20-0.25	104	0.25					
Grapefruit Red	per pound					0.50	5	0.50					
Grapes Black Seedless	per pound	0.47-2.99	432	1.24		1.99-2.99	525	2.33	60	0.97- 1.99	475	1.42	
Grapes Red Seedless	per pound	0.89-2.99	688	1.47		0.99-3.99	1,575	2.55	53	0.97- 2.99	562	1.51	
Grapes White Seedless Type	per pound	0.89-2.99	894	1.32		0.99-3.99	1,818	2.40	46	0.97- 2.99	565	1.51	
Honeydews	each	4.99-5.00	37	5.00		3.50-3.99	274	3.72					
Honeydews	per pound	0.99	145	0.99		0.99	8	0.99					
Kiwifruit Hayward	each	0.34	32	0.34		0.20-0.45	122	0.34		0.33- 1.50	43	0.78	
Lemons	each	0.25-0.79	231	0.49		0.33-1.00	421	0.75		0.50	8	0.50	
Lemons	per pound					0.77-0.99	60	0.82					
Lemons	2 lb bag	2.98-3.99	155	3.34		2.98	146	2.98					
Limes	each	0.10-0.67	507	0.19		0.25-0.33	217	0.31					
Limes	per pound					0.77-1.29	171	0.85					
Mangoes	each	0.50-1.50	334	1.05		0.25-1.99	695	1.04		1.50- 2.50	120	1.88	
Misc Berries Blackberries	5.6 - 6 oz package	1.99-3.50	143	2.91		3.33-3.50	698	3.46		2.29- 3.34	229	3.23	
Nectarines Various White Flesh Varieties	per pound	2.98	105	2.98		1.50	41	1.50					
Nectarines Various Yellow Flesh Varieties	per pound	0.99-2.99	141	1.86		1.29-3.99	117	1.69					
Oranges	each	0.89	10	0.89									

Wtd Avg - Simple weighted average



Commodity Variety	Unit	SOUTH CENTRAL U.S.				SOUTHWEST U.S.				NORTHWEST U.S.			
		Price Range	Stores with Ads	Wtd Avg Price	% Marked Local	Price Range	Stores with Ads	Wtd Avg Price	% Marked Local	Price Range	Stores with Ads	Wtd Avg Price	% Marked Local
Navel													
Oranges Navel	per pound	0.97-1.69	391	1.58		1.25-2.49	467	2.06	55	0.99-2.00	131	1.70	
Oranges Navel	3 lb bag	3.99-5.98	504	4.32		3.99	542	3.99		3.99	138	3.99	
Papaya Maradol/Tainung Types	per pound	0.89-0.99	96	0.92		0.67-1.25	751	0.92		0.99	15	0.99	
Papaya Maradol/Tainung Types	each	5.99	6	5.99						5.99	10	5.99	
Papaya Solo Type	each									5.99	5	5.99	
Peaches Various White Flesh Varieties	per pound	2.49-2.98	125	2.83		1.50-1.99	121	1.70		1.79	3	1.79	
Peaches Various Yellow Flesh Varieties	per pound	0.99-2.99	1,406	1.69		0.79-3.99	2,167	1.89	48	0.99-2.99	361	1.88	8
Pears Bartlett	per pound	0.97-2.29	687	1.25		0.89-2.49	1,275	1.80	28	0.88-1.99	207	1.69	71
Pears Bosc	per pound					0.89-1.79	869	1.56	41	1.99	12	1.99	
Pears D'Anjou	per pound	1.49	78	1.49		1.69	113	1.69					
Pineapples	each	1.50-2.99	180	1.89		1.99-4.99	304	3.39		3.99	64	3.99	
Pineapples	per pound	0.79	68	0.79		0.39-1.29	226	0.61		0.89-0.99	38	0.94	
Plums	per pound	0.99-2.99	438	1.99		0.98-2.49	1,474	1.84	46	0.99-1.29	138	0.99	
Raspberries Red	6 oz package	1.25-3.50	290	2.11		1.50-3.50	740	3.39		1.50-3.34	262	3.04	
Strawberries	1 lb package	3.50-3.99	117	3.78		1.50-5.69	33	3.26		2.99-3.34	209	3.33	
Tangerines	per pound	1.69	73	1.69		0.99-1.99	58	1.32					
Tangerines	3 lb bag	5.00-5.99	37	5.32		3.99-5.99	317	4.32		3.99	64	3.99	
Tangerines	2 lb bag					3.99-4.99	55	4.14		2.79-4.49	18	3.64	
Tangelos	per pound					0.99-2.99	22	2.35		2.99	28	2.99	
Watermelons Red Flesh Seeded Type	per pound					0.33	5	0.33					
Watermelons Red Flesh Seedless Miniature	each	3.99	5	3.99		0.99-4.99	378	4.64		2.99	20	2.99	
Watermelons Red Flesh Seedless Type	each					3.49	36	3.49					
Watermelons Red Flesh Seedless Type	per pound					0.33-0.79	57	0.70					
FRUITS - ORGANIC													
Apples Gala	per pound	4.99	6	4.99		1.49-2.89	238	2.21		1.98-1.99	224	1.99	
Apples Gala	2 lb bag	3.98-4.99	21	4.46		3.49	225	3.49		2.99-3.98	96	3.17	18
Apples Granny Smith	2 lb bag	2.99	5	2.99						2.99	64	2.99	

Wtd Avg - Simple weighted average



Commodity Variety	Unit	SOUTH CENTRAL U.S.				SOUTHWEST U.S.				NORTHWEST U.S.			
		Price Range	Stores with Ads	Wtd Avg Price	% Marked Local	Price Range	Stores with Ads	Wtd Avg Price	% Marked Local	Price Range	Stores with Ads	Wtd Avg Price	% Marked Local
Apples Honeycrisp	per pound	2.49	69	2.49		4.39	53	4.39		2.49-4.19	104	2.90	82
Apples Honeycrisp	2 lb bag	5.99	45	5.99									
Apples, Processed Juice Marked Cider	64 oz (1/2 gallon)					9.99	190	9.99					
Avocados Hass	each	1.25-2.00	117	1.47		1.25-2.99	743	2.51		1.25-2.00	34	1.58	
Bananas	per pound	0.69	310	0.69		0.79-1.29	30	0.92					
Blueberries	6 oz package	3.34	11	3.34		3.00	12	3.00					
Blueberries	1 pint package					3.98	146	3.98					
Clementines	3 lb bag									5.99	19	5.99	
Grapes Black Seedless	per pound	2.79-2.99	94	2.89		3.99	53	3.99		2.49-3.99	217	3.12	
Grapes Red Seedless	per pound	1.98-2.99	168	2.79		2.99-3.99	747	3.15		2.49-3.99	382	2.85	
Grapes White Seedless Type	per pound	2.69-2.99	139	2.83		2.99-3.99	734	3.15		2.49-3.99	371	2.82	
Mangoes	each					3.99	21	3.99		2.50-2.98	29	2.55	
Mangoes	per pound									4.99	11	4.99	
Misc Berries Blackberries	5.6 - 6 oz package	3.33-3.99	204	3.81		4.99	1	4.99					
Nectarines Various White Flesh Varieties	per pound									2.99	20	2.99	
Nectarines Various Yellow Flesh Varieties	per pound	2.99	45	2.99		3.99	53	3.99		2.99-3.99	39	3.48	
Peaches Various White Flesh Varieties	per pound									2.99	20	2.99	
Peaches Various Yellow Flesh Varieties	per pound	2.98-2.99	56	2.99		3.99	79	3.99		2.99-3.99	39	3.48	
Pears Bartlett	per pound	1.98	11	1.98		2.49-2.88	57	2.52		2.49	19	2.49	
Raspberries Red	6 oz package	3.33-3.99	222	3.82		4.99	261	4.99					
Strawberries	1 lb package	4.98-5.99	17	5.34		4.99	256	4.99					
ONIONS AND POTATOES													
Onions, Dry Red	per pound	0.89-1.49	434	1.41		0.50-1.89	280	1.40		1.49	20	1.49	
Onions, Dry White	per pound	1.19-1.49	116	1.31		1.25	4	1.25		1.00	36	1.00	
Onions, Dry Yellow	per pound	0.77-0.89	187	0.79		0.25-0.99	88	0.56		0.99	15	0.99	
Onions, Dry Yellow	3 lb bag	2.47-2.99	48	2.55						1.78	8	1.78	
Onions, Dry Yellow Marked Sweet	per pound	0.99-1.49	227	1.18		0.50-0.79	31	0.60		0.99-1.99	37	1.75	
Onions, Dry Yellow Marked Sweet	3 lb bag	2.98-5.00	32	4.56									
Potatoes Round Red	per pound	1.29	310	1.29		0.79-0.99	145	0.88					
Potatoes Round Red	5 lb bag	3.49-4.77	79	4.15									



Commodity Variety	Unit	SOUTH CENTRAL U.S.				SOUTHWEST U.S.				NORTHWEST U.S.			
		Price Range	Stores with Ads	Wtd Avg Price	% Marked Local	Price Range	Stores with Ads	Wtd Avg Price	% Marked Local	Price Range	Stores with Ads	Wtd Avg Price	% Marked Local
Potatoes Round White	per pound					1.59	10	1.59		0.89	40	0.89	
Potatoes Round White	5 lb bag	3.49	17	3.49									
Potatoes Round White	10 lb bag					5.99	11	5.99					
Potatoes Russet	per pound	1.29	6	1.29									
Potatoes Russet	5 lb bag	2.99	76	2.99		1.99-2.00	40	1.99		2.99	9	2.99	
Potatoes Russet	10 lb bag	3.98-3.99	78	3.99		1.99	7	1.99		3.98	8	3.98	
Potatoes Russet	8 lb bag					0.99	10	0.99					
Potatoes Yellow Type	per pound	1.29	310	1.29		0.88	47	0.88		0.89	40	0.89	
ONIONS AND POTATOES - ORGANIC													
Onions, Dry Red	per pound									1.79	206	1.79	
Onions, Dry White	per pound					1.99	4	1.99		1.79	206	1.79	
Onions, Dry Yellow	per pound	1.19	82	1.19		1.19	18	1.19		1.19-1.79	225	1.74	
Onions, Dry Yellow	2 lb bag					2.99	171	2.99					
Onions, Dry Yellow Marked Sweet	per pound									1.49	11	1.49	100
Potatoes Round Red	3 lb bag									4.28	17	4.28	
Potatoes Russet	per pound	1.79	82	1.79		1.77-1.79	22	1.79		1.79	19	1.79	
Potatoes Russet	3 lb bag					4.49	12	4.49					
Potatoes Russet	5 lb bag					3.99	171	3.99					
VEGETABLES													
Artichokes	each	2.00-2.50	314	2.31		2.50	655	2.50		2.50-3.00	158	2.88	
Asparagus Green	per pound	2.88	40	2.88		2.49-3.99	1,242	3.67		3.99	9	3.99	
Bok Choy	per pound	0.99	5	0.99		0.50	5	0.50					
Beans Round Green Type	per pound					1.29	36	1.29		1.58-2.49	226	1.99	5
Broccoli	per pound					0.79-0.99	154	0.92					
Broccoli Crown Cut	per pound	0.88-2.00	661	1.29		0.99-1.99	336	1.96		1.29-1.98	164	1.43	10
Brussels Sprouts	per pound					1.99-2.99	188	2.05	4	1.99	206	1.99	
Cabbage Round Green Type	per pound	0.32-0.89	237	0.61		0.49-0.89	152	0.54		0.79-1.29	227	0.95	3
Carrots	per pound	0.32-0.50	79	0.47		0.49-0.69	113	0.54					
Carrots	1 lb bag	1.50	16	1.50		0.59	47	0.59					
Carrots	2 lb bag									1.79	40	1.79	
Carrots Baby Peeled	1 lb bag	1.00-1.50	423	1.35		0.99-1.50	211	1.36		1.79	28	1.79	

Wtd Avg - Simple weighted average



Commodity Variety	Unit	SOUTH CENTRAL U.S.				SOUTHWEST U.S.				NORTHWEST U.S.			
		Price Range	Stores with Ads	Wtd Avg Price	% Marked Local	Price Range	Stores with Ads	Wtd Avg Price	% Marked Local	Price Range	Stores with Ads	Wtd Avg Price	% Marked Local
Carrots Baby Peeled	2 lb bag	2.50	49	2.50		2.50	264	2.50		3.00	11	3.00	
Cauliflower	each	2.00-2.50	336	2.32		0.89	36	0.89					
Cauliflower	per pound	1.79	148	1.79		0.69-0.99	171	0.91		0.98-1.79	194	1.35	6
Celery	each	1.68	40	1.68		0.50-1.29	247	0.83	3	0.79-1.89	26	1.76	
Celery	per pound	0.99	5	0.99						1.00	36	1.00	
Celery Hearts	each	2.49	6	2.49									
Cilantro	per bunch	0.32-0.50	420	0.36		0.25-0.79	606	0.45		0.50	15	0.50	
Corn-Sweet	each	0.33-0.59	389	0.47		0.34-0.50	358	0.38	73	0.79	9	0.79	
Cucumbers	each	0.33-0.99	334	0.47		0.25-0.99	394	0.59		0.79-0.99	235	0.90	
Cucumbers	per pound					1.29	10	1.29					
Eggplant	per pound					0.99	23	0.99					
Garlic	per sleeve	1.39	85	1.39		1.39	54	1.39					
Greens Collard	per bunch	1.49-3.00	74	2.49									
Greens Kale	per bunch	3.00	49	3.00		0.99	44	0.99					
Greens Turnip Tops	per bunch	3.00	49	3.00									
Lettuce, Iceberg	each					1.50	5	1.50					
Lettuce, Other Green Leaf	each	1.50-1.99	335	1.54						1.25	11	1.25	100
Lettuce, Other Red Leaf	each	1.50	310	1.50						1.25	11	1.25	100
Lettuce, Romaine	each	1.50	310	1.50						1.25	11	1.25	100
Lettuce, Romaine Hearts	3 count package	3.99	6	3.99		3.99	9	3.99					
Mushrooms White	8 oz package	1.99-2.50	164	2.24		2.00-2.99	196	2.77		2.00	17	2.00	
Mushrooms White	6 oz package	1.99	45	1.99									
Onions Green	per bunch	0.60-1.29	16	0.82		0.33-0.59	18	0.42		0.89	206	0.89	
Peppers, Bell Type Green	per pound					1.89	8	1.89	100				
Peppers, Bell Type Green	each	0.25-0.99	503	0.58	9	0.33-0.89	54	0.65		0.69-0.89	296	0.85	
Peppers, Bell Type Orange	each	0.99-1.67	628	1.28		0.99-1.25	494	1.16		1.00-1.67	177	1.22	
Peppers, Bell Type Orange-Greenhouse	each	1.25	27	1.25						0.98	11	0.98	
Peppers, Bell Type Red	per pound					3.29	8	3.29					
Peppers, Bell Type Red	each	0.99-1.67	652	1.27		0.69-1.25	766	1.08		0.99-1.67	192	1.21	
Peppers, Bell Type Red-Greenhouse	each	1.25	27	1.25						0.98	11	0.98	
Peppers, Bell Type Yellow	each	0.99-1.67	628	1.28		0.99-1.25	494	1.16		1.00-1.67	177	1.22	
Peppers, Bell Type Yellow-Greenhouse	each	1.25	27	1.25						0.98	11	0.98	
Peppers, Other Jalapeno	per pound	0.66-1.29	453	0.87	6	0.50-0.99	279	0.69		0.88	18	0.88	

Wtd Avg - Simple weighted average



Commodity Variety	Unit	SOUTH CENTRAL U.S.				SOUTHWEST U.S.				NORTHWEST U.S.			
		Price Range	Stores with Ads	Wtd Avg Price	% Marked Local	Price Range	Stores with Ads	Wtd Avg Price	% Marked Local	Price Range	Stores with Ads	Wtd Avg Price	% Marked Local
Peppers, Other Mixed Mini Sweet Types	1 lb package	3.99	6	3.99		1.50	7	1.50		2.89-3.98	9	3.25	
Peppers, Other Serrano	per pound					0.89	96	0.89					
Pumpkins	each	4.99	78	4.99	100	6.99	152	6.99					
Pumpkins Marked Extra Large	each	5.00	23	5.00									
Pumpkins Marked Large	each	4.99	7	4.99									
Pumpkins Marked Large	per pound									0.49	146	0.49	
Pumpkins Marked Medium	each					5.00-5.99	524	5.50	50				
Pumpkins Miniature	each	0.85	10	0.85						0.99	146	0.99	
Pumpkins Pie Type	each	2.50	56	2.50									
Pumpkins Pie Type	per pound	0.79	10	0.79									
Radishes	per bunch	0.87	11	0.87						0.89	206	0.89	
Radishes	1 lb bag					0.79	35	0.79					
Salad Mixed Types	10 - 12 oz package	0.98-2.99	287	1.96		2.28-2.99	20	2.40		2.28-3.89	119	3.43	
Salad Mixed Types	5 - 9 oz package	1.49-3.99	442	2.87	4	2.28-3.00	215	2.93		2.28-3.89	119	3.43	
Spinach	per bunch					0.99	44	0.99		0.98-1.69	11	1.17	
Spinach Flat, Baby Type	10 oz package					1.99	14	1.99					
Spinach Flat, Baby Type	1 lb package									3.50	17	3.50	
Spinach Flat, Baby Type	8 oz package	2.29	145	2.29									
Spinach Flat, Baby Type	9 oz package									3.00	11	3.00	
Squash Acorn	per pound	0.88-1.19	136	1.01	7								
Squash Butternut	per pound	0.88-1.19	136	1.01	7								
Squash Grey	per pound	0.48-0.89	89	0.79		0.55-1.49	118	0.86					
Squash Spaghetti	per pound	0.88-1.19	136	1.01	7					1.49	12	1.49	
Squash Yellow Crookneck/Straightneck	per pound	1.29-1.79	37	1.45	68	0.50	6	0.50		1.48	17	1.48	100
Squash Zucchini	per pound	1.28-1.79	48	1.41	75	0.99-2.29	292	1.54		1.48-2.29	105	1.74	16
Sweet Potatoes	per pound	0.50-1.59	665	1.03						1.69-1.99	209	1.99	
Tomatoes	per pound	1.49-1.99	168	1.82		0.50-2.49	809	1.81	47				
Tomatoes Vine Ripe - Heirloom Varieties-Greenhouse	per pound									4.98	3	4.98	100
Tomatoes Vine Ripes	per pound	1.99	40	1.99									
Tomatoes Vine Ripes-Greenhouse	per pound	1.99	27	1.99						1.79	6	1.79	100
Tomatoes Vine Ripes, On The	per pound	0.97-1.79	433	1.12		0.99-2.79	698	1.87		0.99-1.99	422	1.92	

Wtd Avg - Simple weighted average



Commodity Variety	Unit	SOUTH CENTRAL U.S.				SOUTHWEST U.S.				NORTHWEST U.S.			
		Price Range	Stores with Ads	Wtd Avg Price	% Marked Local	Price Range	Stores with Ads	Wtd Avg Price	% Marked Local	Price Range	Stores with Ads	Wtd Avg Price	% Marked Local
Vine-Greenhouse													
Tomatoes, Grape Type	1 pint package									2.29	23	2.29	
Tomatoes, Grape Type	10 oz package	0.89-3.33	262	2.47						3.00-3.50	157	3.04	
Tomatoes, Plum Type Roma	per pound	0.66-1.39	569	0.90		0.50-2.69	558	0.99		1.48-2.69	45	2.23	
Tomatillos	per pound	0.79-0.89	85	0.87		0.80-0.99	15	0.94		0.99	18	0.99	
Vegetables Other Cactus Leaf (Nopales)	per pound	0.25-0.79	34	0.62									
VEGETABLES - ORGANIC													
Artichokes	each					3.99	1	3.99					
Beans Round Green Type	per pound									2.99	21	2.99	100
Broccoli	per pound					1.99	546	1.99		1.99	206	1.99	
Broccoli	per bunch					2.99	1	2.99					
Broccoli Baby Hybrid Type	per bunch	3.00	45	3.00		3.99	53	3.99		3.99	19	3.99	
Broccoli Crown Cut	per pound					1.99	12	1.99					
Beets	per bunch					1.99	171	1.99		2.99	9	2.99	
Carrots	2 lb bag									1.98	3	1.98	
Carrots	per bunch									2.50-2.99	32	2.73	
Carrots Baby Peeled	1 lb bag	1.50-1.67	60	1.64						1.50	15	1.50	
Cauliflower	each	3.99	45	3.99		4.99	53	4.99		4.99	19	4.99	
Cauliflower	per pound					1.99-2.99	743	2.02	3	1.99	206	1.99	
Celery	per pound									0.69	9	0.69	
Celery Hearts	each					2.50	11	2.50		2.50-3.29	164	3.20	
Cucumbers	each					0.99	12	0.99					
Greens Kale	per bunch					1.67-2.00	40	1.87		2.48	17	2.48	100
Greens Swiss Chard	per bunch					2.50	17	2.50					
Lettuce, Other Green Leaf	each	1.79	82	1.79		1.79	18	1.79		1.79-2.50	40	2.16	53
Lettuce, Other Red Leaf	each	1.79	82	1.79		1.79	18	1.79		1.79-2.50	40	2.16	53
Lettuce, Romaine	each									2.49-2.50	27	2.50	100
Lettuce, Romaine Hearts	3 count package	3.99	45	3.99									
Mushrooms Portobella	per pound	5.99	82	5.99		5.99	18	5.99		5.99-7.99	30	6.72	37
Mushrooms White	8 oz package					3.69	12	3.69					
Peppers, Bell Type Red	per pound									4.99	11	4.99	100
Peppers, Other Jalapeno	per pound	3.69	82	3.69		3.69	18	3.69		3.69	19	3.69	

Wtd Avg - Simple weighted average



Commodity Variety	Unit	SOUTH CENTRAL U.S.				SOUTHWEST U.S.				NORTHWEST U.S.			
		Price Range	Stores with Ads	Wtd Avg Price	% Marked Local	Price Range	Stores with Ads	Wtd Avg Price	% Marked Local	Price Range	Stores with Ads	Wtd Avg Price	% Marked Local
Peppers, Other Mixed Mini Sweet Types	1 lb package					3.50	11	3.50		3.50-3.89	28	3.64	
Pumpkins Pie Type	per pound					1.49	17	1.49	100				
Salad Mixed Types	1 lb bag	5.98	11	5.98									
Salad Mixed Types	5 - 9 oz package	3.50-3.79	181	3.63		3.00-4.00	1,139	3.40		2.49-3.99	261	3.02	
Spinach Flat, Baby Type	1 lb package	5.49-5.98	27	5.69									
Spinach Flat, Baby Type	5 - 6 oz package					3.50	259	3.50					
Squash Acorn	per pound	1.49	310	1.49		0.99-1.69	202	1.65					
Squash Butternut	per pound	1.49	310	1.49		0.99-1.69	202	1.65					
Squash Spaghetti	per pound	1.49	310	1.49		0.99-1.69	206	1.64					
Squash Yellow Crookneck/Straightneck	per pound	2.99	78	2.99									
Squash Zucchini	per pound	1.69-2.99	160	2.32		1.69	18	1.69		1.69	19	1.69	
Sweet Potatoes	per pound					2.29	8	2.29					
Tomatoes	per pound	2.59	82	2.59		2.59-3.00	170	2.96		2.59	19	2.59	
Tomatoes Vine Ripe - Heirloom Varieties-Greenhouse	per pound					3.99-5.99	78	5.45		4.99-5.99	31	5.60	
Tomatoes Vine Ripes, On The Vine-Greenhouse	per pound					2.48	146	2.48					
Tomatoes, Cherry	1 pint package					2.99	171	2.99		2.58	19	2.58	
Tomatoes, Grape Type	1 pint package					2.00-3.99	236	2.79		2.49-2.58	76	2.51	
Tomatoes, Grape Type	10 oz package	2.99	10	2.99		2.99	14	2.99					
OTHER SPECIALTY CROPS ITEMS													
Hemp Protein	32 oz package					19.99	113	19.99					
Hemp (Seeds) Oil	2 oz					10.49	113	10.49					
Hemp Seeds-Shelled	8 oz package					8.49	113	8.49					
OTHER SPECIALTY CROPS ITEMS - ORGANIC													
Hemp Protein	16 oz package					22.99	113	22.99					
Hemp (Seeds) Oil	16 oz					17.79	113	17.79					
SEASONAL ITEMS													
Chayote	per pound	0.50-0.69	79	0.53		0.40-0.99	13	0.81					
Chayote	each					0.33	5	0.33					

Wtd Avg - Simple weighted average



Commodity Variety	Unit	SOUTH CENTRAL U.S.				SOUTHWEST U.S.				NORTHWEST U.S.			
		Price Range	Stores with Ads	Wtd Avg Price	% Marked Local	Price Range	Stores with Ads	Wtd Avg Price	% Marked Local	Price Range	Stores with Ads	Wtd Avg Price	% Marked Local
Gladiola	bunched 10s					9.99	13	9.99					
Gladiola	bunched 5s					3.99-5.00	274	4.95					
Potted Plants Chrysanthemum	6 inch pot	10.99	16	10.99		9.99	152	9.99		14.99	15	14.99	
Potted Plants Chrysanthemum	8 inch pot	3.99-8.99	341	5.22		4.89	35	4.89					
Rose, Hybrid Tea	bunched 12s	10.88	68	10.88		12.00-12.99	75	12.40		12.99	9	12.99	

Commodity Variety	Unit	ALASKA U.S.				HAWAII U.S.			
		Price Range	Stores with Ads	Wtd Avg Price	% Marked Local	Price Range	Stores with Ads	Wtd Avg Price	% Marked Local
FRUITS									
Apples Fuji	per pound	2.49	7	2.49					
Apples Fuji	3 lb bag					4.99-6.49	39	6.34	
Apples Gala	per pound	2.49	7	2.49					
Apples Ginger Gold	per pound	2.49	33	2.49					
Apples Granny Smith	per pound	2.49	33	2.49					
Apples Honeycrisp	per pound	3.49	11	3.49		4.49	35	4.49	
Apples Pink Lady/Cripps Pink	per pound	1.39-2.49	44	2.22					
Apples Pink Lady/Cripps Pink	3 lb bag					4.59	6	4.59	
Apples, Processed Juice	64 oz (1/2 gallon)	2.49-3.99	12	2.62					
Avocados Hass	each					1.67-2.19	47	1.86	
Bananas	per pound					1.29	4	1.29	
Blueberries	6 oz package	3.33	26	3.33					
Blueberries	18 oz package	6.29	1	6.29		6.99	3	6.99	
Cantaloups	per pound	1.19	1	1.19		1.39-1.69	58	1.57	
Grapefruit Red	each	1.25-2.99	40	2.69		1.69-1.99	41	1.95	
Grapes Black Seedless	per pound	1.99-2.49	37	2.34					
Grapes Red Seedless	per pound	1.99-3.59	45	2.54		1.99-5.19	47	3.48	
Grapes White Seedless Type	per pound	1.99-3.59	45	2.54		1.99-5.19	57	3.41	
Mangoes	each	1.69	1	1.69					

Wtd Avg - Simple weighted average



Commodity Variety	Unit	ALASKA U.S.				HAWAII U.S.			
		Price Range	Stores with Ads	Wtd Avg Price	% Marked Local	Price Range	Stores with Ads	Wtd Avg Price	% Marked Local
Mangoes	per pound					3.99	21	3.99	
Misc Berries Blackberries	5.6 - 6 oz package	3.33-3.69	37	3.44					
Nectarines Various Yellow Flesh Varieties	per pound	2.69	11	2.69		2.99	3	2.99	
Oranges Navel	3 lb bag	5.99	11	5.99					
Papaya Maradol/Tainung Types	per pound					1.29	21	1.29	
Peaches Various White Flesh Varieties	per pound					3.19	23	3.19	
Peaches Various Yellow Flesh Varieties	per pound	1.99-2.69	22	2.34					
Pears Bartlett	per pound	2.49	33	2.49					
Pears Bosc	per pound					2.69	4	2.69	
Pineapples	each	4.59	1	4.59					
Pineapples	per pound					0.99-1.19	26	1.17	88
Plums	per pound	1.99	11	1.99					
Plums Interspecific Type	per pound					2.99	35	2.99	
Raspberries Red	6 oz package	3.33-3.69	37	3.44					
Strawberries	1 lb package	3.33	26	3.33		5.99	4	5.99	
Tangerines	3 lb bag	6.99	1	6.99					
Tangerines	2 lb bag					4.99	27	4.99	
Watermelons Red Flesh Seeded Type	per pound					0.89	35	0.89	
Watermelons Red Flesh Seedless Miniature	per pound					1.99	35	1.99	
Watermelons Red Flesh Seedless Type	per pound	1.19	11	1.19		0.89	35	0.89	
FRUITS - ORGANIC									
Apples Gala	per pound	2.49	26	2.49					
Apples Honeycrisp	per pound					5.49	3	5.49	
Avocados Hass	each	1.79	1	1.79					
Blueberries	18 oz package	8.99	11	8.99					
Grapes Black Seedless	per pound	3.99	11	3.99		4.79	3	4.79	
Grapes Red Seedless	per pound	3.99	11	3.99		4.79	3	4.79	
Grapes White Seedless Type	per pound	3.99	11	3.99		4.79	3	4.79	

Wtd Avg - Simple weighted average



Commodity Variety	Unit	ALASKA U.S.				HAWAII U.S.			
		Price Range	Stores with Ads	Wtd Avg Price	% Marked Local	Price Range	Stores with Ads	Wtd Avg Price	% Marked Local
Kiwifruit Hayward	1 lb bag	5.99	33	5.99					
Nectarines Various Yellow Flesh Varieties	per pound					4.79	3	4.79	
Peaches Various Yellow Flesh Varieties	per pound					4.79	3	4.79	
Pears Bartlett	per pound					3.69	3	3.69	
ONIONS AND POTATOES									
Onions, Dry Red	per pound	1.19	1	1.19					
Onions, Dry White	per pound					1.49	6	1.49	
Onions, Dry Yellow Marked Sweet	per pound					2.19	23	2.19	
Onions, Dry Yellow Marked Sweet	2 lb bag					3.79	4	3.79	
Potatoes Russet	per pound	1.49	1	1.49					
ONIONS AND POTATOES - ORGANIC									
Onions, Dry Red	per pound	1.99	26	1.99					
Onions, Dry White	per pound	1.99	26	1.99					
Onions, Dry Yellow	per pound	1.99	26	1.99					
Onions, Dry Yellow	2 lb bag	3.39	1	3.39					
VEGETABLES									
Artichokes	each	3.50	11	3.50					
Asparagus Green	per pound	5.99	1	5.99		3.99	4	3.99	
Beans Round Green Type	per pound	2.89	1	2.89					
Broccoli Crown Cut	per pound	2.29	11	2.29					
Brussels Sprouts	per pound	2.19-2.89	34	2.56					
Beets	per pound	1.39	1	1.39					
Cabbage Round Green Type	per pound	1.49	7	1.49		1.19-1.29	26	1.28	
Carrots Baby Peeled	1 lb bag					2.59	6	2.59	
Cauliflower	per pound	2.29	11	2.29		2.99	35	2.99	
Celery	each	3.99	33	3.99					
Celery	per pound	1.29	11	1.29		2.69	35	2.69	
Cucumbers	each	1.25	11	1.25					

Wtd Avg - Simple weighted average



Commodity Variety	Unit	ALASKA U.S.				HAWAII U.S.			
		Price Range	Stores with Ads	Wtd Avg Price	% Marked Local	Price Range	Stores with Ads	Wtd Avg Price	% Marked Local
Cucumbers Long Seedless-Greenhouse	each					3.99	4	3.99	
Lettuce, Iceberg	per pound					1.49	4	1.49	
Mushrooms White	8 oz package					3.00	3	3.00	
Peppers, Bell Type Green	each	0.79-1.00	37	0.94					
Peppers, Bell Type Orange	each	1.50-1.67	18	1.60					
Peppers, Bell Type Red	each	1.50-1.67	18	1.60					
Peppers, Bell Type Yellow	each	1.50-1.67	18	1.60					
Peppers, Other Mixed Mini Sweet Types	1 lb package					5.99	4	5.99	
Salad Mixed Types	10 - 12 oz package	3.79	26	3.79					
Salad Mixed Types	5 - 9 oz package	3.79	26	3.79					
Spinach	per bunch	1.99	1	1.99					
Squash Acorn	per pound	1.69-2.29	34	2.27					
Squash Butternut	per pound	1.69-2.29	34	2.27					
Squash Spaghetti	per pound	2.29	33	2.29					
Squash Yellow Crookneck/Straightneck	per pound					1.89	6	1.89	
Sweet Potatoes	per pound	2.49	59	2.49					
Tomatoes	per pound					1.99-2.59	33	2.43	70
Tomatoes Vine Ripes- Greenhouse	per pound	2.29	1	2.29					
Tomatoes Vine Ripes, On The Vine-Greenhouse	per pound	2.49	26	2.49					
Tomatoes, Grape Type	1 pint package	1.99	11	1.99					
VEGETABLES - ORGANIC									
Broccoli	per pound	2.79	26	2.79					
Broccoli Baby Hybrid Type	per bunch					4.79	3	4.79	
Carrots Baby Peeled	1 lb bag	2.39	1	2.39					
Cauliflower	each					5.99	3	5.99	
Cauliflower	per pound	2.79	26	2.79					
Tomatoes Vine Ripe - Heirloom Varieties-Greenhouse	per pound					6.99	3	6.99	

REGIONAL DEFINITIONS

As used in this report, regions include the following states:

NORTHEAST U.S.	Connecticut, Delaware, Massachusetts, Maryland, Maine, New Hampshire, New jersey, New York, Pennsylvania, Rhode Island and Vermont
SOUTHEAST U.S.	Alabama, Florida, Georgia, Mississippi, North Carolina, South Carolina, Tennessee, Virginia and West Virginia
MIDWEST U.S.	Iowa, Illinois, Indiana, Kentucky, Michigan, Minnesota, North Dakota, Nebraska, Ohio, South Dakota and Wisconsin
SOUTH CENTRAL U.S.	Arkansas, Colorado, Kansas, Louisiana, Missouri, New Mexico, Oklahoma, and Texas
SOUTHWEST U.S.	Arizona, California, Nevada and Utah
NORTHWEST U.S.	Idaho, Montana, Oregon, Washington, and Wyoming
ALASKA U.S.	Alaska
HAWAII U.S.	Hawaii