



# Specialty Crops Market News Division U.S. Mexico Canada Agreement Seasonal Perishable Products Weekly Update

Agricultural Marketing Service

Issued Weekly

Friday, September 23, 2022

## **Update for Week of September 18 - 24, 2022**

This report provides trend analysis of the volume and prices of Seasonal Perishable commodities. Volume represents current week and prices represent open (spot) market sales by first handlers on product of generally good quality and condition unless otherwise stated and may include promotional allowances or other incentives. The charts provide graphic representation of the volume and prices of the major commodities this week based on seasonal volume.

Last week's potential rail strike highlighted the importance of having a resilient supply chain distribution system that can ensure the continuity of goods and services. Supply chain issues can have a significant impact on business, both in terms of cost and reputation. When these supply chains are managed poorly it can lead to delays in product delivery, shortages of raw materials, and in some instances product recalls. In order, for a country to stay competitive in today's global economy, they must effectively manage their supply chains. There are several factors to consider when managing an effective supply chain system, such as, carefully selecting suppliers that are reliable and have a good track record. Second, establish clear communication channels to ensure that there are no misunderstandings about orders or schedule deliveries. Another factor is having a safe and reliable transportation system so products can get to their destination with minimal or no disruptions. Finally, build good relationships and better tracking systems with your suppliers, partners, and customers to ensure a more resilient supply chain system.

Peru imports of blueberries through Philadelphia and New York City area ports of entry are expected to increase. Trading is moderate. Flats 12 1-pint cups with lids large 26.00-28.00. Quality is being reported as good. Movement of blueberries through Oregon and Washington is expected to continue to decrease as many growers have finished the harvest. Trading is fairly slow, and prices are generally unchanged. Quality is being reported as generally good. Movement of blueberries from British Columbia Canada crossing through Northwest Washington is expected to decrease sharply as most growers have finished the harvest. Supplies are insufficient and in too few hands to establish a market. Lighter crossings expected to continue through September 24<sup>th</sup>. The last F.O.B. report was issued this week. Peru imports of blueberries through Southern California ports of entry are expected to increase. Trading fairly active. Flats 12 1-pint cups with lids large 22.00-30.00 and 6 ounce 14.00-17.00. Quality generally good. Blueberry crossings from Mexico through Arizona, California and Texas are expected to increase seasonally. Supplies are insufficient and in too few hands to establish a market. Quality is reported as variable. The first F.O.B. report is expected to be issued the week of October 7th.

Movement of avocado crossings from Mexico through Texas is expected to remain about the same. Trading moderate with prices lower, sizes 32-36s, range between 29.25-35.25. Peruvian imports of avocados through Philadelphia and New York City ports of entry are expected to remain about the same. Trading fairly active with prices higher. Supplies are light with demand remaining moderate for the week and prices are steady. Supplies will slowly decrease due to a few major shippers are finishing up for the season.

Cucumber movement from Mexico crossings through Otay Mesa, California is expected to remain about the same. Trading early active, late fairly active. Prices are slightly higher on all sizes. 1 1/9-bushel cartons medium mostly 30.95,

For more information on:

- [Shipping Point Report Details](#)
- [Movement Report Details](#)
- [Generating Custom Reports](#)

For assistance please contact: [jeff.main@usda.gov](mailto:jeff.main@usda.gov)

[Custom Average Tool \(CAT\) Graphing tool and aggregated data source.](#)

large mostly 28.95 and cartons 36s mostly 16.95. Quality is being reported as variable. Movement of cucumbers from Mexico crossing through Texas is expected about the same. Trading is active. Prices on large slightly higher, others generally unchanged. Most present shipments from prior bookings and/or previous commitments. Quality is variable. Cucumber movement out of Michigan is expected to continue seasonal decline as most growers have finished for the season. Trading remains moderate with prices unchanged. 1 1/9-bushel cartons medium mostly 14.00 and cartons 24s mostly 5.00-7.00. Currently, no quality is being reported. Movement of cucumbers in Central and South Florida are expected to begin with light shipments and increase weekly as the season gets underway. As sufficient volume and shippers increase, the first F.O.B. report is expected to be issued within 3-5 days. Sufficient volume is expected the week of October 2<sup>nd</sup>. Movement of cucumber from Western North Carolina is expected to remain about the same. Currently, no F.O.B. report is being issued. Cucumber movement out of South Georgia is expected to increase seasonally. Trading is fairly active. Prices for a first report waxed 1 1/9-bushel cartons/crates medium 20.35-20.85 and cartons 24s 8.35-8.85. A first F.O.B. report has been issued.

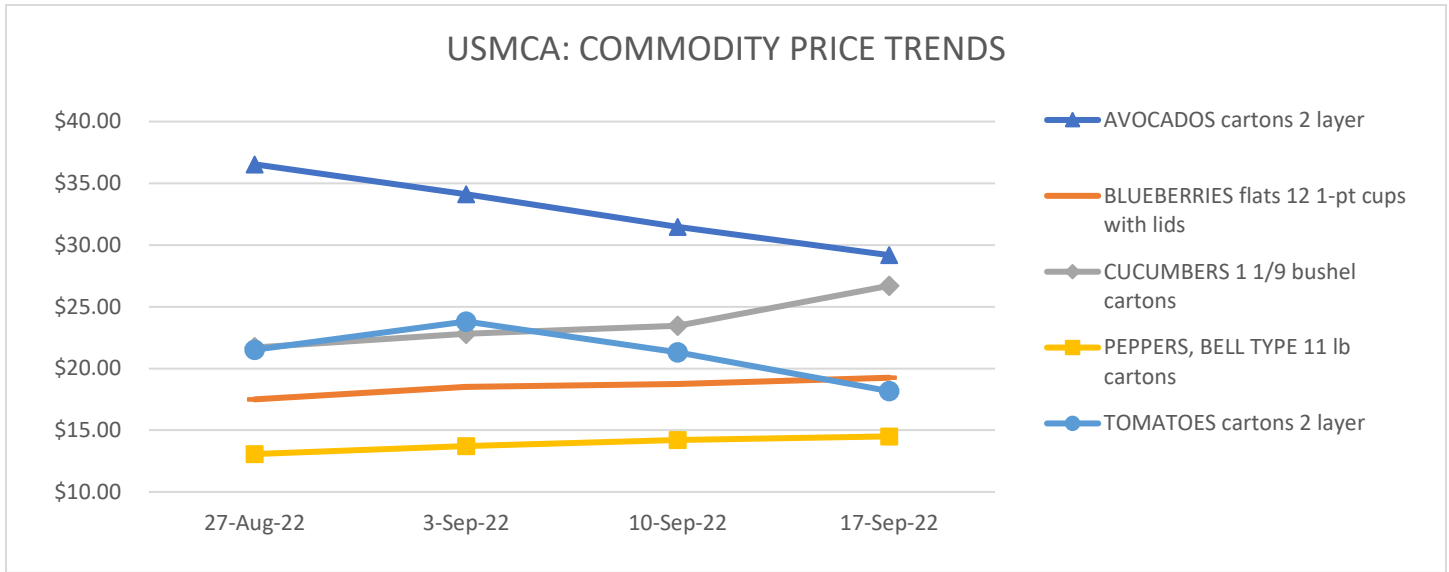
Movement of green bell peppers out of San Joaquin Valley California is expected to remain about the same. Trading remains active with prices slightly higher. 1 1/9-bushel cartons jumbo and extra-large mostly 15.95-16.95 and large mostly 14.95. Prices are expected to adjust and go down slightly lower. Quality is generally good. Movement of green bell peppers out of Michigan is expected to continue seasonal decline as some growers have finished for the season. Trading is fairly active with prices generally unchanged. 1 1/9-bushel cartons green jumbo and extra-large mostly 16.00. Currently, no quality is being reported. Western North Carolina green bell pepper movement is expected to remain about the same. Trading remains moderate with prices slightly lower. 1 1/9-bushel cartons green jumbo and extra-large 14.00-16.00.

Tomato movement from Mexico crossing through Texas is expected to increase slightly. Trading remains moderate with prices lower. Vine ripens cartons 2-layer 4x4-4x5s mostly 12.95-14.95, 25-pound cartons loose 5x5-5x6 sizes mostly 12.95-14.95. Quality is being reported as generally good. Central District California movement of tomatoes is expected to remain about the same. Trading remains moderate with lower prices. Quality is being reported as generally good. Movement of tomatoes out of Eastern Tennessee and Virginia Eastern Shore is expected about the same. Trading remains fairly slow, and prices are generally unchanged. Supplies remain light to very light, but demand is still just fairly slow. Prices finished lower by week's end. Quality reported as generally good. Tomato movement out of Alabama is expected to decrease slightly. Trading remains fairly slow with prices lower. Supplies remain light to very light, but demand is just fair. Prices were about steady the remainder of the week. Supplies will start to decrease within 10 days as some growers will finish for the season. Quality generally unchanged. Movement of tomatoes from Mexico crossing through Otay Mesa, California is expected to remain about the same. Trading moderate. Prices 4x4-4x5s lower, others much lower. Vine ripens cartons 2-layer 4x4-4x5s mostly 18.95, 5x5-5x6s mostly 16.95. Quality is being reported as variable. Tomato movement out of Western North Carolina is expected to remain about the same. Trading is moderate with prices slightly lower. Extra services included.

The following table provides a four-week price trend of the highest traded commodities this week.

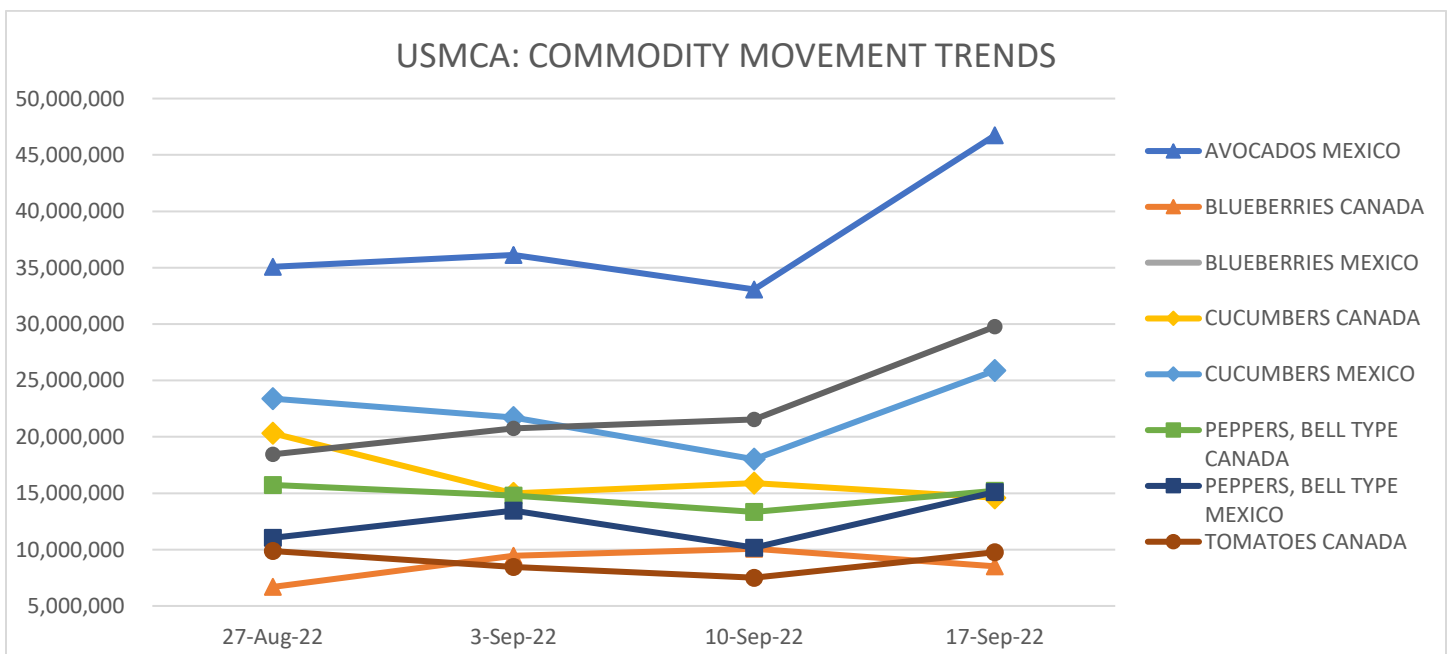
#### Four Week Price Trend in U.S. Dollars

Commodity	Package	27-Aug-22	3-Sep-22	10-Sep-22	17-Sep-22
AVOCADOS	cartons 2 layer	\$ 36.54	\$ 34.11	\$ 31.46	\$ 29.18
BLUEBERRIES	flats 12 1-pt cups with lids	\$ 17.50	\$ 18.50	\$ 18.75	\$ 19.25
CUCUMBERS	1 1/9-bushel cartons	\$ 21.70	\$ 22.83	\$ 23.45	\$ 26.70
PEPPERS, BELL TYPE	11 lb. cartons	\$ 13.07	\$ 13.71	\$ 14.21	\$ 14.50
TOMATOES	cartons 2 layer	\$ 21.52	\$ 23.81	\$ 21.31	\$ 18.16

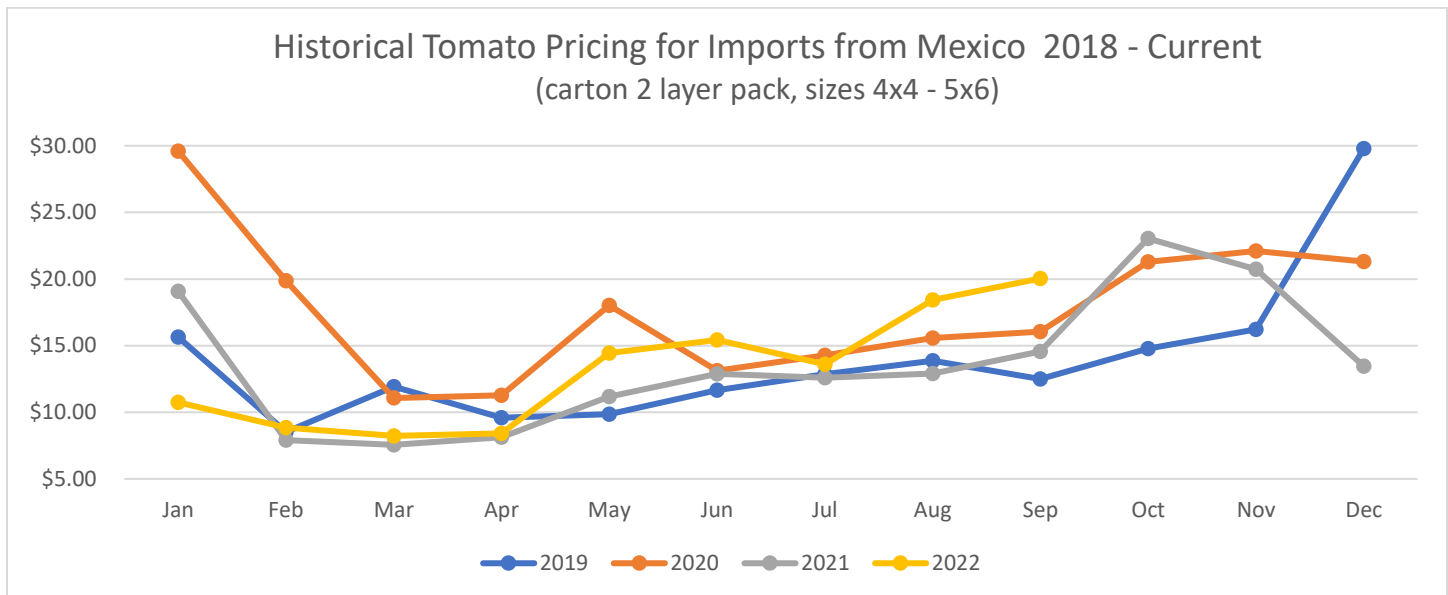


### Four Week Movement in Pounds

COMMODITY	ORIGIN	27-Aug	3-Sep	10-Sep	17-Sep
AVOCADOS	MEXICO	35,069,778	36,133,008	33,074,835	46,734,536
BLUEBERRIES	CANADA	6,687,349	9,457,591	10,072,864	8,516,650
	MEXICO	78,671	84,494	310,791	438,974
CUCUMBERS	CANADA	20,312,894	14,973,106	15,900,632	14,602,747
	MEXICO	23,388,635	21,714,802	18,010,065	25,877,025
PEPPERS, BELL TYPE	CANADA	15,732,294	14,784,948	13,339,957	15,209,287
	MEXICO	11,042,814	13,467,868	10,174,472	15,098,449
TOMATOES	CANADA	9,871,324	8,466,941	7,507,848	9,767,981
	MEXICO	18,446,591	20,751,607	21,551,299	29,770,496



The following chart, *Historical Tomato Pricing for Imports from Mexico*, is a four-year view of Mexican tomato prices at shipping point. Tomatoes are shown as they are the most consistently traded year-round. They have the highest volume of product moving between the U.S., Mexico, and Canada, along with a high level of market coverage of tomatoes by USDA Market News.



To be regarded as "seasonal and perishable," agricultural products must meet the following conditions: (1) the products are fresh or chilled products falling under the following HS2002 tariff codes: 0701, 0702, 0703, 0704, 0705, 0706, 0707, 0708, 0709, 0803, 0804, 0805, 0806, 0807, 0808, 0809, 0810; (2) the products are marketed in raw form for consumption without "further processing" ("further processing" refers to e.g. crushing, juicing, canning, or any other process that transforms the product from its raw form); and (3) the products normally are marketed within eight weeks after harvesting.

For information on the imported volume and prices of the remaining Seasonal and Perishable commodities listed below please visit: <https://www.marketnews.usda.gov/mnp/fv-home>

- Potatoes
- Tomatoes
- Onions, shallots, garlic, leeks, and other alliaceous vegetables
- Cabbages, cauliflower, kohlrabi, kale, and similar edible brassicas
- Lettuce (*Lactuca sativa*) and chicory (*Cichorium* spp.)
- Carrots, turnips, salad beets (salad beetroot), salsify, celeriac, radishes, and similar edible roots
- Cucumbers, including gherkins
- Leguminous vegetables, shelled or unshelled
- Other vegetables, fresh or chilled: asparagus, eggplants, celery, mushrooms and truffles, peppers (*Capsicum* or of the genus *Pimenta*), spinach, artichokes, olives, pumpkins, squash, and gourds
- Bananas and plantains
- Dates, figs, pineapples, avocados, guavas, mangoes, and mangosteens
- Citrus fruit
- Grapes
- Melons (including watermelons) and papayas (papaws)
- Apples, pears, and quinces
- Apricots, cherries, peaches (including nectarines), plums (including prune plums) and sloes
- Other fruit: strawberries, raspberries, blackberries, mulberries, loganberries, black, white, or red currants and gooseberries (other than kiwifruit), cranberries, blueberries, and other fruits of the genus *Vaccinium*, kiwifruit, durians, persimmons,
- Other berries; tamarinds