



Specialty Crops Market News Division

Agricultural
Marketing
Service

National Retail Report - Specialty Crops

Websites: www.marketnews.usda.gov/mnp/fv-home and <http://www.ams.usda.gov/mnreports/fvwretail.pdf>
and http://www.ams.usda.gov/mnreports/wa_lo100.txt

Volume XVI - Number 38

Issued Weekly

Friday, September 23, 2022

Advertised Prices for Specialty Crops at Major Retail Supermarket Outlets ending during the period of 09/17 to 09/29^{1,2}

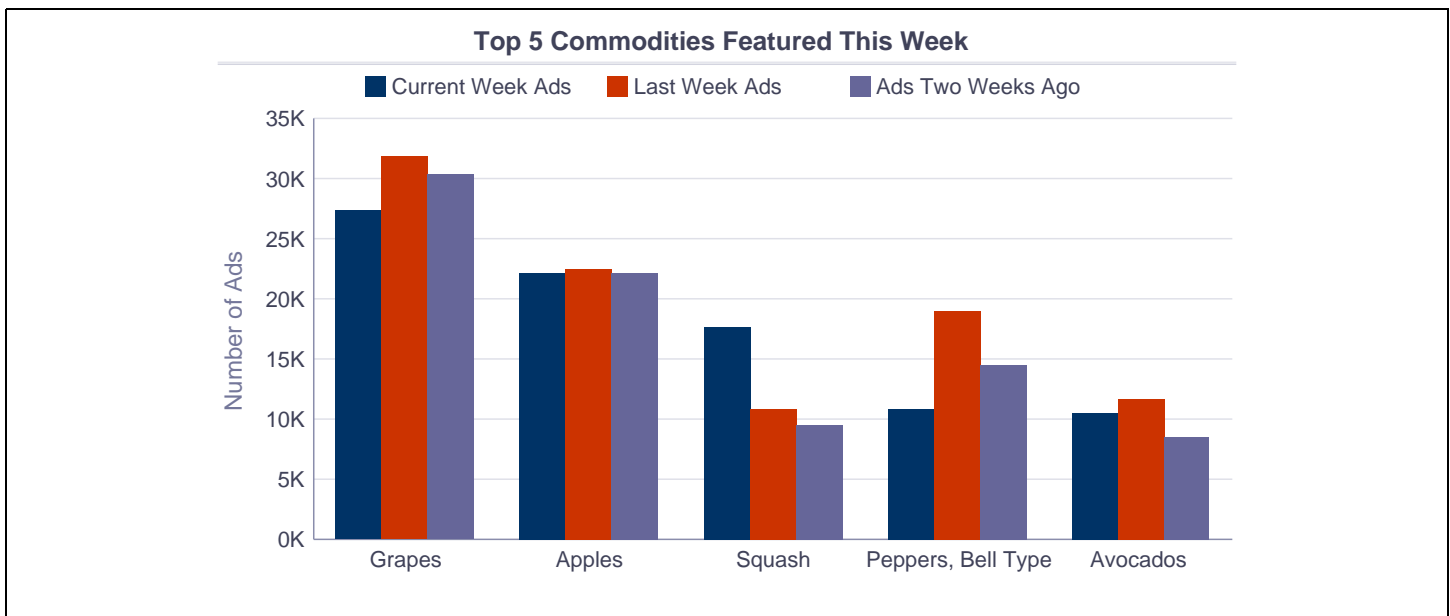
Fall into Savings

Now that Autumn has officially begun, retailers wasted no time in steering shoppers towards even more fall favorites. Hard squashes, sweet potatoes, apples, and pumpkins were among the produce items widely promoted, along with potted mums, tempting baked goods for cooler weather, and Halloween decorations, costumes, and candy. Special ad sections for the Jewish holidays continued to feature in many ads, while appetizers, snacks and drinks for fall football parties also claimed ad space.

Total ad numbers this week were 278,418, a 2% decrease from last week's 282,993. The total for the same week last year was 11% higher than for this year. The total number of ads broken out by commodity groups: fruit 147,471 (53% of all ads), onions and potatoes 17,327 (6%), vegetables 109,773 (39%), herbs 2027, ornamentals 1126, and hemp 694. The number of ads for organic produce was 42,689, 15% of total ads.

The following are the prices of major advertised items (3,000 plus ads) this week, compared to the same week last year. Significant increases in price for fruit this week included yellow peaches at 44%, apple juice at 31%, Hass avocados at 26%, 3 lb tangerines at 19%, and raspberries at 16%. Significant decreases included only mangoes at 11%. There were no significant changes in price for onions and potatoes this week. Significant increases in price for vegetables included crown cut broccoli at 14% and cabbage and 10-12 oz salad both at 11%. There were no significant decreases.

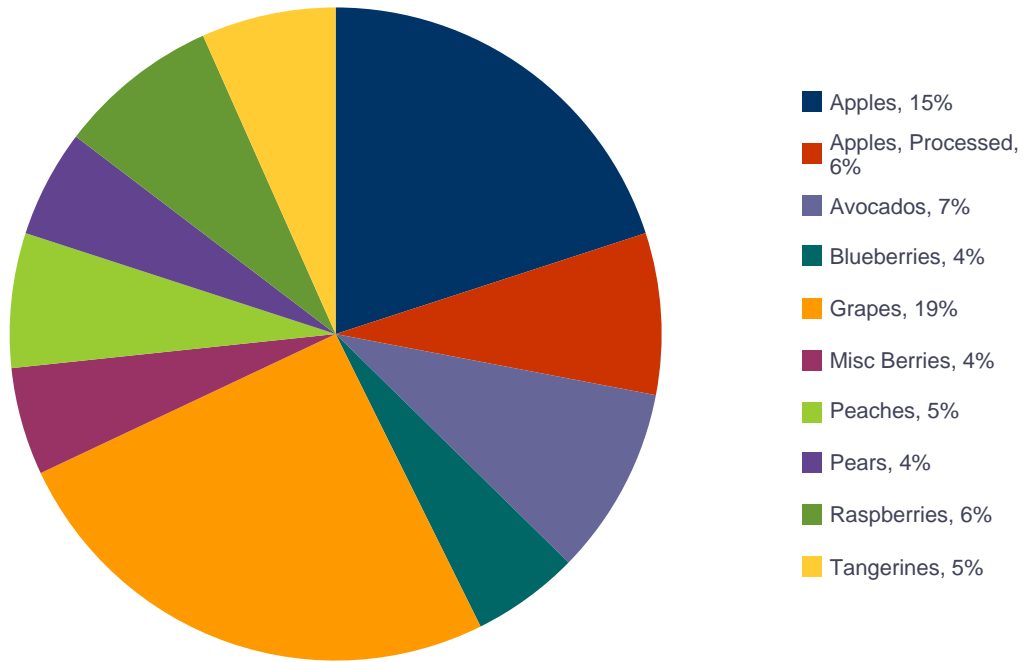
For more detailed information on organic and locally grown produce visit the National Retail--Local and Organic Report at: http://www.ams.usda.gov/mnreports/wa_lo100.txt



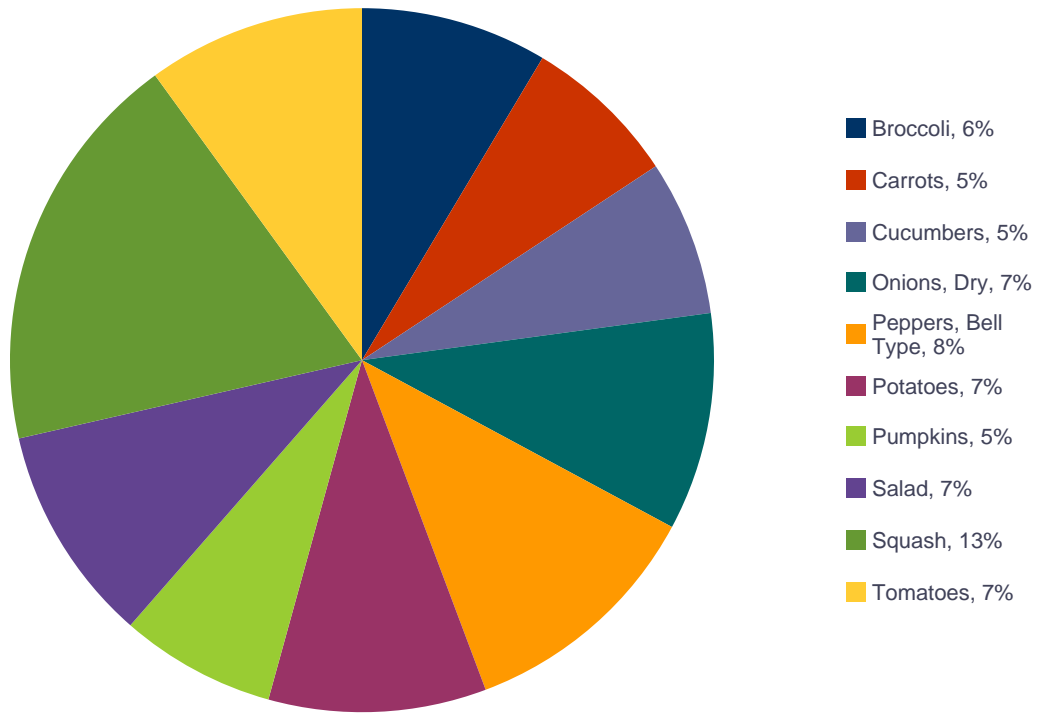
1 - Specialty Crops Market News surveys over 400 retailers, comprising over 30,300 individual stores, with online weekly advertised features.

2 - Date range reflects one week of data collection ending on the report date and encompasses ad pricing good from the Saturday before the report release date through the following Friday.

Top 10 Fruits as Percentage of Total Fruit Ads



Top 10 Vegetables as Percentage of Total Vegetable Ads Including Onions and Potatoes





NATIONAL SUMMARY

(not including AK & HI)

FRUITS								
Commodity	Variety	Unit	THIS WEEK		LAST WEEK		LAST YEAR	
			Stores With Ads	Wtd Avg Price	Stores With Ads	Wtd Avg Price	Stores With Ads	Wtd Avg Price
Apples	Fuji	per pound	160	1.91	355	2.24	2,285	1.09
Apples	Fuji	3 lb bag	37	2.50	8	3.50	454	3.57
Apples	Gala	per pound	3,505	1.23	4,055	1.62	4,143	1.15
Apples	Gala	3 lb bag	1,161	4.06	4,299	3.25	3,158	2.67
Apples	Gala	5 lb bag	513	5.62	68	5.73	25	4.86
Apples	Gala	2 lb bag	18	2.99	124	2.65	63	1.36
Apples	Ginger Gold	per pound	348	1.05	746	1.21	589	1.10
Apples	Ginger Gold	3 lb bag	8	3.50	265	3.62	249	3.19
Apples	Golden Delicious	per pound	150	1.54	142	1.69	370	1.02
Apples	Golden Delicious	3 lb bag	207	3.34	133	3.58	428	3.08
Apples	Golden Delicious	5 lb bag	26	4.64			2	3.29
Apples	Granny Smith	per pound	651	1.19	655	1.66	781	1.22
Apples	Granny Smith	3 lb bag	438	4.85	1,852	5.47		
Apples	Granny Smith	5 lb bag	491	5.60	207	5.99		
Apples	Granny Smith	2 lb bag	22	3.99				
Apples	Honeycrisp	per pound	4,662	2.12	4,769	2.18	4,817	1.98
Apples	Honeycrisp	3 lb bag	85	5.99	228	4.57	184	2.14
Apples	Honeycrisp	2 lb bag	1,830	2.65			149	2.95
Apples	Jonagold	per pound	9	1.29			20	1.59
Apples	Jonathan	per pound	9	1.29	85	2.06	70	1.15
Apples	Jonathan	3 lb bag	128	3.10	180	3.07	316	3.14
Apples	Mcintosh	per pound	709	1.27	739	1.20	999	1.11
Apples	Mcintosh	3 lb bag	446	3.44	314	3.29	618	3.39
Apples	Mcintosh	2 lb bag	10	2.99	86	2.50	18	2.27
Apples	Paula Red	per pound	55	1.14	108	1.27	7	1.49
Apples	Paula Red	3 lb bag	31	3.99	26	3.64		
Apples	Pink Lady/Cripps Pink	per pound	87	1.08	191	1.41	162	0.99
Apples	Pink Lady/Cripps Pink	3 lb bag	34	5.99			200	3.50
Apples	Red Delicious	per pound	1,136	1.20	386	1.24	434	0.95
Apples	Red Delicious	3 lb bag	648	3.46	41	4.16	624	3.34
Apples	Red Delicious	5 lb bag	73	5.62	50	5.98	2	3.29
Apples, Processed	Juice	64 oz (1/2)	6,392	2.45	4,815	2.42	3,933	1.87

Wtd Avg - Simple weighted average



		gallon)						
Apples, Processed	Juice	128 oz (1 gallon)	24	6.99	132	5.38	397	4.90
Apples, Processed	Juice Marked Cider	64 oz (1/2 gallon)	878	4.56	1,042	3.51	1,465	3.64
Apples, Processed	Juice Marked Cider	128 oz (1 gallon)	1,450	6.91	439	7.04	1,533	5.69
Avocados	Hass	each	9,050	1.29	10,379	1.04	6,651	1.02
Avocados	Hass	per pound	10	1.34				
Avocados	Various Greenskin Varieties	per pound	34	0.50	34	0.89		
Bananas		per pound	381	0.49	571	0.58	924	0.44
Blueberries		6 oz package	2,125	3.25	1,633	3.21	2,540	3.02
Blueberries		1 pint package	1,472	3.41	2,147	3.01	1,454	3.08
Blueberries		18 oz package	912	4.22	1,829	5.53	828	5.60
Cantaloups		each	2,933	2.99	2,440	3.20	2,800	2.76
Cantaloups		per pound	774	0.47	243	0.59	496	0.65
Clementines		3 lb bag	1,818	4.88	1,449	4.59	953	4.61
Clementines		2 lb bag	434	3.22	349	4.39	581	4.60
Fruit, Other	Cactus Pears	per pound	16	1.42	8	0.79	22	0.74
Fruit, Other	Cactus Pears	each	128	0.14	316	0.29	183	0.24
Grapefruit	Red	each	290	1.23	39	1.36	69	0.85
Grapefruit	Red	per pound	80	1.99	5	0.50	10	0.50
Grapes	Black Seedless	per pound	2,730	2.03	2,836	1.73	3,052	2.00
Grapes	Red Globe	per pound	102	2.20	386	2.44	80	2.52
Grapes	Red Seedless	per pound	9,573	2.08	7,111	2.12	9,317	1.92
Grapes	White Seedless Type	per pound	7,033	2.14	9,800	1.97	7,706	2.00
Honeydews		each	492	4.31	1,898	4.51	724	3.74
Kiwifruit	Hayward	each	553	0.46	321	0.45	751	0.46
Kiwifruit	Hayward	1 lb bag	116	3.99	19	3.94	31	2.99
Lemons		each	1,515	0.75	2,238	0.65	906	0.52
Lemons		per pound	70	0.59	60	0.82	15	0.25
Lemons		2 lb bag	465	3.08	568	3.38	377	3.43
Limes		each	1,780	0.46	1,573	0.37	1,131	0.36
Limes		per pound	138	0.75	179	0.86	175	0.54
Mangoes		each	3,357	1.19	4,269	1.19	2,769	1.34
Misc Berries	Blackberries	5.6 - 6 oz package	5,050	3.22	4,125	3.31	4,983	2.97
Nectarines	Various White Flesh Varieties	per pound	11	1.49	1,291	2.50	193	1.89
Nectarines	Various Yellow Flesh Varieties	per pound	218	2.97	2,331	2.54	736	2.04
Oranges	Navel	each	1,412	1.24	554	1.02	1,339	0.92
Oranges	Navel	per pound	557	1.15	2,575	1.68	2,496	1.43
Oranges	Navel	3 lb bag	1,220	5.22	3,747	4.59	1,491	4.17



Oranges	Navel	4 lb bag	200	4.48	371	4.94	2	4.99
Oranges	Valencia	each	37	0.60	15	0.75	71	0.71
Oranges	Valencia	4 lb bag	68	4.97			58	5.23
Papaya	Maradol/Tainung Types	per pound	1,151	0.97	940	0.96	154	1.23
Peaches	Various White Flesh Varieties	per pound	140	2.60	1,396	2.45	231	1.82
Peaches	Various Yellow Flesh Varieties	per pound	5,594	2.57	8,045	2.08	4,661	1.79
Pears	Bartlett	per pound	3,082	1.62	4,158	1.70	4,718	1.59
Pears	Bartlett	3 lb bag	70	4.99	70	4.99	263	2.93
Pears	Bosc	per pound	1,630	1.65	1,338	1.76	2,298	1.60
Pears	D'Anjou	per pound	137	1.75	191	1.61	1,013	1.59
Pineapples		each	2,869	2.40	1,009	2.94	5,265	2.42
Pineapples		per pound	317	0.88	340	0.75	398	0.66
Plums		per pound	949	2.78	3,385	2.11	1,420	1.95
Plums	Interspecific Type	per pound	1,220	2.00	1,534	2.07	1,440	1.96
Pomegranates		each	3,820	2.66	611	3.40	1,005	2.60
Prunes		per pound	15	3.19			23	1.34
Raspberries	Red	6 oz package	7,054	3.14	4,867	3.13	6,238	2.71
Strawberries		1 lb package	2,775	2.96	2,221	3.33	2,599	2.35
Strawberries		2 lb package	10	1.99	94	6.42	215	5.60
Tangerines		per pound	179	1.66	143	1.52	111	1.65
Tangerines		5 lb package	429	8.99				
Tangerines		3 lb bag	5,321	4.36	1,339	4.51	2,940	3.68
Tangerines		2 lb bag	1,279	3.37	246	4.50	864	4.82
Tangerines		each	42	0.39	26	0.42	34	0.54
Watermelons	Red Flesh Seedless Miniature	each	198	2.56	421	4.56	1,457	3.08
Watermelons	Red Flesh Seedless Miniature	per pound	23	0.79				
Watermelons	Red Flesh Seedless Type	each	116	4.94	816	5.70	822	4.32
Watermelons	Red Flesh Seedless Type	per pound	190	0.56	81	0.76	504	0.64
ORGANIC								
Apples	Fuji	per pound	322	2.14			858	1.98
Apples	Fuji	3 lb bag	113	3.99	25	7.99		
Apples	Gala	per pound	1,154	2.44	603	2.20	1,149	1.89
Apples	Gala	3 lb bag	183	4.76	143	6.34	33	3.95
Apples	Gala	2 lb bag	361	3.62	546	3.53	508	3.90
Apples	Granny Smith	per pound	38	1.99			7	2.99
Apples	Granny Smith	3 lb bag	113	3.99	25	7.99		
Apples	Honeycrisp	per pound	393	3.30	402	3.44	1,488	2.77
Apples	Honeycrisp	3 lb bag	70	6.99	70	6.99		



Apples	Honeycrisp	2 lb bag	1,487	5.08	45	5.99	392	4.99
Apples	Paula Red	per pound	109	2.99				
Apples, Processed	Juice	64 oz (1/2 gallon)	82	3.91	16	3.50	220	2.49
Avocados	Hass	each	1,377	1.91	1,153	2.36	1,520	1.91
Bananas		per pound	1,198	0.91	738	0.85	321	0.87
Blueberries		6 oz package	946	3.88	1,169	3.15	713	3.82
Blueberries		1 pint package	490	4.39	448	5.05	28	4.10
Cantaloups		each	31	3.49	39	1.82		
Grapes	Black Seedless	per pound	823	2.71	1,249	3.11	1,391	2.70
Grapes	Red Seedless	per pound	2,947	2.94	5,121	2.88	3,987	3.19
Grapes	White Seedless Type	per pound	3,878	3.00	5,021	2.88	3,947	3.20
Lemons		2 lb bag	1,082	5.25	21	3.99	12	4.39
Mangoes		each	38	3.25	50	3.15	688	3.14
Misc Berries	Blackberries	5.6 - 6 oz package	1,007	3.85	365	4.08	1,189	3.62
Nectarines	Various Yellow Flesh Varieties	per pound	1,279	3.01	1,478	3.05	1,287	2.49
Oranges	Valencia	3 lb bag	7	3.99				
Peaches	Various Yellow Flesh Varieties	per pound	1,513	3.15	1,515	3.06	1,848	2.57
Pears	Bartlett	per pound	671	2.13	222	2.38	1,728	2.34
Pears	Bosc	per pound	122	1.99			8	2.49
Raspberries	Red	6 oz package	1,662	3.97	702	4.50	1,513	3.84
Strawberries		1 lb package	667	4.23	636	4.99	519	4.06
Watermelons	Red Flesh Seedless Miniature	each	174	5.77			153	5.43
Watermelons	Red Flesh Seedless Type	each	14	3.49			30	3.99

ONIONS AND POTATOES

Commodity	Variety	Unit	THIS WEEK		LAST WEEK		LAST YEAR	
			Stores With Ads	Wtd Avg Price	Stores With Ads	Wtd Avg Price	Stores With Ads	Wtd Avg Price
Onions, Dry	Red	per pound	403	1.16	841	1.40	1,246	1.12
Onions, Dry	Red	2 lb bag	390	2.79	8	2.00	56	1.71
Onions, Dry	White	per pound	1,329	1.39	361	1.20	531	0.85
Onions, Dry	White	2 lb bag	10	2.00			24	1.50
Onions, Dry	Yellow	per pound	604	0.93	316	0.77	806	0.62
Onions, Dry	Yellow	2 lb bag	477	1.64	373	1.52	837	1.31
Onions, Dry	Yellow	3 lb bag	1,614	2.77	900	2.54	1,914	2.23
Onions, Dry	Yellow Marked Sweet	per pound	1,770	1.33	2,296	1.24	1,791	1.10
Onions, Dry	Yellow Marked Sweet	3 lb bag	470	3.05	105	3.83	597	2.08
Onions, Dry	Yellow Marked Sweet	5 lb bag	1,031	4.95			1,154	3.99

Wtd Avg - Simple weighted average



Potatoes	Round Red	per pound	307	1.12	576	1.16	771	0.94
Potatoes	Round Red	3 lb bag	67	3.99	661	5.00	441	4.91
Potatoes	Round Red	5 lb bag	1,973	5.13	758	3.53	982	2.95
Potatoes	Round White	per pound	17	1.29	50	1.03	269	0.76
Potatoes	Round White	3 lb bag	7	3.00				
Potatoes	Round White	5 lb bag	695	3.47	298	3.60	290	2.70
Potatoes	Round White	10 lb bag	68	3.97	11	5.99		
Potatoes	Russet	per pound	394	1.08	6	1.29	427	0.76
Potatoes	Russet	3 lb bag	118	1.68	23	3.69	55	1.00
Potatoes	Russet	5 lb bag	1,603	2.94	1,182	2.95	2,827	2.86
Potatoes	Russet	10 lb bag	256	4.77	127	3.88	1,117	3.14
Potatoes	Russet	8 lb bag	596	4.63	476	4.97	72	3.42
Potatoes	Yellow Type	per pound	89	1.16	432	1.21	139	1.17
Potatoes	Yellow Type	3 lb bag	168	3.78	518	5.39	784	4.96
Potatoes	Yellow Type	5 lb bag	1,470	4.01	449	3.25	1,809	3.06

ORGANIC

Onions, Dry	Red	2 lb bag	50	2.99			51	2.00
Onions, Dry	White	per pound	4	1.99	210	1.79	130	1.45
Onions, Dry	Yellow	per pound	130	1.19	336	1.56		
Onions, Dry	Yellow	2 lb bag	7	2.99	171	2.99	1	2.59
Onions, Dry	Yellow	3 lb bag	299	5.71	255	5.99	278	4.84
Onions, Dry	Yellow Marked Sweet	per pound	11	1.49	11	1.49	11	1.49
Onions, Dry	Yellow Marked Sweet	2 lb bag	16	4.99				
Potatoes	Round Red	per pound	6	1.49				
Potatoes	Round Red	3 lb bag	175	3.77	138	4.26	487	3.66
Potatoes	Russet	per pound	134	1.79	134	1.79	142	1.45
Potatoes	Russet	3 lb bag	174	3.76	53	4.73	1,603	3.53
Potatoes	Yellow Type	per pound	6	1.49	50	4.99		
Potatoes	Yellow Type	3 lb bag	190	3.80	1,064	2.96	455	3.66

VEGETABLES

Commodity	Variety	Unit	THIS WEEK		LAST WEEK		LAST YEAR	
			Stores With Ads	Wtd Avg Price	Stores With Ads	Wtd Avg Price	Stores With Ads	Wtd Avg Price
Artichokes		each	56	1.51	1,339	2.49	135	2.36
Asparagus	Green	per pound	3,467	2.93	2,002	3.37	4,050	2.68
Beans	Round Green Type	per pound	755	1.36	401	1.78	3,196	1.61
Beets		per bunch	348	3.04	21	2.50	84	1.59

Wtd Avg - Simple weighted average



Beets		per pound	17	0.45	7	0.39	60	0.72
Broccoli		per pound	11	1.79	172	0.98	231	2.42
Broccoli		per bunch	1,759	2.97	1,294	2.87	1,878	2.39
Broccoli	Crown Cut	per pound	5,545	1.68	2,353	1.58	4,631	1.47
Brussels Sprouts		per pound	1,135	3.05	971	2.57	2,002	2.33
Cabbage	Red Type	per pound	57	0.69			9	0.29
Cabbage	Round Green Type	per pound	3,253	0.62	3,314	0.69	2,683	0.56
Carrots		per pound	225	0.62	220	0.57	468	0.62
Carrots		1 lb bag	103	0.69	158	0.91	133	0.59
Carrots		2 lb bag	773	2.19	1,295	1.59	795	1.41
Carrots		per bunch	144	2.35	73	1.69	86	2.00
Carrots	Baby Peeled	1 lb bag	3,816	1.28	2,751	1.26	2,124	1.19
Carrots	Baby Peeled	2 lb bag	99	2.21	1,671	2.31	503	2.04
Cauliflower		each	1,346	2.93	3,045	2.55	2,738	2.73
Cauliflower		per pound	1,370	1.59	524	1.34	1,406	1.36
Celery		each	2,872	1.59	2,854	1.63	1,660	1.34
Celery		per pound	233	1.06	227	1.81	37	1.22
Celery	Hearts	each	329	2.46	788	2.38	865	2.38
Cilantro		per bunch	2,027	0.81	1,303	0.49	1,725	0.64
Corn-Sweet		each	827	0.50	1,380	0.51	1,148	0.55
Cucumbers		each	3,408	0.66	3,392	0.62	2,851	0.72
Cucumbers		per pound	12	2.99	10	1.29		
Cucumbers	Long Seedless-Greenhouse	each	1,230	1.34	1,155	1.36	2,232	1.58
Eggplant		per pound	316	1.47	813	1.11	474	1.12
Eggplant		each	17	1.69	25	1.71	8	2.50
Garlic		per pound	33	3.99			50	3.65
Garlic		per sleeve	278	0.81	250	1.51	129	1.52
Greens	Collard	per bunch	8	1.79	535	2.94	229	1.80
Greens	Collard	per pound	25	1.51	71	1.33	57	0.99
Greens	Collard	1 lb bag	155	3.01	97	3.25	555	2.50
Greens	Kale	per bunch	438	1.13	563	2.79	93	1.07
Greens	Kale	per pound	11	1.53	57	1.29	57	0.99
Greens	Kale	1 lb bag	67	3.03	97	3.25	60	2.50
Greens	Mustard	per bunch	8	1.79	453	3.00	41	0.87
Greens	Swiss Chard	per bunch	10	3.28	17	2.99	6	2.50
Greens	Turnip Tops	per bunch	8	1.79	502	3.00	41	0.87
Greens	Turnip Tops	1 lb bag	69	3.00			42	2.50
Lettuce, Iceberg		each	230	1.52	215	1.60	1,857	1.39
Lettuce, Other	Green Leaf	each	415	1.49	433	1.42	402	1.33



Lettuce, Other	Green Leaf	per pound	110	1.96	87	1.96	78	1.97
Lettuce, Other	Red Leaf	each	455	1.51	408	1.38	254	1.53
Lettuce, Other	Red Leaf	per pound	110	1.96	87	1.96	78	1.97
Lettuce, Romaine		each	446	1.50	349	1.46	304	1.32
Lettuce, Romaine		per pound	159	1.81	146	1.85	183	1.55
Lettuce, Romaine	Hearts	3 count package	433	2.94	297	3.25	1,549	2.96
Mushrooms	Portobella	per pound	12	6.99			67	3.99
Mushrooms	Portobella	8 oz package	38	2.52	469	2.49	65	1.86
Mushrooms	Portobella	6 oz package	159	3.77			57	2.50
Mushrooms	White	8 oz package	640	1.93	1,070	2.21	1,815	2.07
Onions Green		per bunch	660	1.30	273	0.82	745	0.64
Peppers, Bell Type	Green	per pound	791	1.32	624	1.39	448	1.38
Peppers, Bell Type	Green	each	2,220	0.77	2,900	0.78	1,997	0.85
Peppers, Bell Type	Orange	per pound	108	2.97	592	2.81	365	2.52
Peppers, Bell Type	Orange	each	1,244	1.28	2,932	1.32	2,899	1.42
Peppers, Bell Type	Orange-Greenhouse	per pound	9	2.99	13	2.99	48	2.57
Peppers, Bell Type	Orange-Greenhouse	each	526	1.03	287	1.29	125	1.67
Peppers, Bell Type	Red	per pound	565	2.81	705	2.79	1,220	2.19
Peppers, Bell Type	Red	each	2,338	1.19	3,231	1.29	3,431	1.34
Peppers, Bell Type	Red-Greenhouse	per pound	9	2.99	13	2.99	8	2.99
Peppers, Bell Type	Red-Greenhouse	each	526	1.03	287	1.29	170	1.63
Peppers, Bell Type	Yellow	per pound	108	2.97	655	2.78	463	2.49
Peppers, Bell Type	Yellow	each	1,558	1.32	2,932	1.32	2,993	1.41
Peppers, Bell Type	Yellow-Greenhouse	per pound	9	2.99	13	2.99	74	2.54
Peppers, Bell Type	Yellow-Greenhouse	each	526	1.03	287	1.29	125	1.67
Peppers, Other	Jalapeno	per pound	541	0.93	1,173	0.94	978	0.82
Peppers, Other	Jalapeno	1 lb package	18	2.50				
Peppers, Other	Mixed Mini Sweet Types	1 lb package	496	2.86	304	3.85	427	2.54
Peppers, Other	Serrano	per pound	78	1.18	143	1.04	111	0.63
Pumpkins		each	1,488	5.33	1,213	5.82	1,313	5.06
Pumpkins		per pound	43	0.53			301	0.44
Pumpkins	Marked Extra Large	each	400	6.54	389	7.37	708	5.94
Pumpkins	Marked Extra Large	per pound	86	0.49				
Pumpkins	Marked Large	each	1,057	5.68	670	6.15	2,506	4.92
Pumpkins	Marked Large	per pound	146	0.49	146	0.49	167	0.45
Pumpkins	Marked Medium	each	507	4.96	524	5.50	1,169	4.89
Pumpkins	Marked Small	each	113	3.00				
Pumpkins	Miniature	each	777	1.05	171	1.03	358	0.86
Pumpkins	Miniature	per pound	407	1.93	327	1.99	327	1.92



Pumpkins	Pie Type	each	263	2.67	243	3.05	521	2.27
Pumpkins	Pie Type	per pound	453	0.89	416	1.04	546	0.96
Radishes		per bunch	734	1.42	310	0.96	555	0.62
Radishes		1 lb bag	29	1.59	35	0.79	147	1.93
Salad	Mixed Types	1 lb bag	7	1.79			24	2.50
Salad	Mixed Types	10 - 12 oz package	3,140	2.59	3,453	2.91	2,926	2.33
Salad	Mixed Types	5 - 9 oz package	3,250	2.84	3,442	2.97	4,009	2.62
Spinach		per bunch	162	1.54	79	1.59	49	1.22
Spinach	Flat, Baby Type	10 oz package	25	3.48	87	3.70	50	2.43
Spinach	Flat, Baby Type	8 oz package	97	2.22	181	2.32	745	1.75
Spinach	Flat, Baby Type	9 oz package	38	3.00	146	2.79	78	2.49
Spinach	Flat, Baby Type	5 - 6 oz package	9	2.29	1,210	3.02	1,153	3.00
Squash	Acorn	per pound	3,795	0.89	1,501	1.09	4,520	0.83
Squash	Butternut	per pound	3,984	0.90	1,656	1.08	4,529	0.83
Squash	Grey	per pound	175	0.95	207	0.83	215	0.89
Squash	Spaghetti	per pound	3,776	0.89	1,519	1.10	4,419	0.83
Squash	Yellow Crookneck/Straightneck	per pound	1,694	1.40	1,675	1.46	2,427	1.33
Squash	Zucchini	per pound	2,032	1.37	2,253	1.46	3,098	1.27
Sweet Potatoes		per pound	1,637	0.94	1,740	1.10	2,595	0.98
Tomatillos		per pound	122	0.74	1,003	1.64	491	0.69
Tomatoes		per pound	1,827	1.85	1,487	1.80	1,833	1.47
Tomatoes	Vine Ripe - Heirloom Varieties	per pound	58	1.99			241	2.93
Tomatoes	Vine Ripe - Heirloom Varieties-Greenhouse	per pound	6	2.99	15	2.43		
Tomatoes	Vine Ripes	per pound	562	1.90	1,383	1.81	1,916	1.60
Tomatoes	Vine Ripes, On The Vine-Greenhouse	per pound	4,278	1.67	4,225	1.62	2,383	1.71
Tomatoes	Vine Ripes-Greenhouse	per pound	1,194	1.80	882	1.99	326	1.93
Tomatoes, Cherry		1 pint package	160	2.53	473	2.98	5	1.99
Tomatoes, Grape Type		1 pint package	2,666	2.26	1,876	2.55	1,624	2.64
Tomatoes, Grape Type		10 oz package	936	2.83	670	2.76	763	2.53
Tomatoes, Plum Type	Roma	per pound	2,343	1.14	3,746	1.08	1,308	1.15
Vegetables Other	Cactus Leaf (Nopales)	per pound	65	0.97	49	0.67	59	0.65
ORGANIC								
Beans	Round Green Type	per pound	9	2.29	29	2.80		
Beets		per bunch	219	3.50	190	2.09	226	2.19
Broccoli		per pound	95	3.40	822	2.08	223	2.19
Broccoli		per bunch	49	3.39	73	3.15	897	2.27
Broccoli	Baby Hybrid Type	per bunch	106	3.75	167	3.72	17	2.00



Broccoli	Crown Cut	per pound	198	4.99	22	1.99	109	2.25
Cabbage	Round Green Type	per pound	280	1.34			242	0.99
Carrots		1 lb bag	93	1.37	56	1.20	260	1.50
Carrots		2 lb bag	274	2.98	258	2.98	40	2.49
Carrots		per bunch	41	2.88	85	3.19	85	2.30
Carrots	Baby Peeled	1 lb bag	903	2.01	855	2.11	1,356	2.07
Cauliflower		each	79	2.99	389	4.27	229	3.45
Cauliflower		per pound	80	1.79	992	2.13	593	1.98
Celery		each	339	2.59	25	1.95	943	2.15
Celery		per pound	1	0.99	9	0.69		
Celery	Hearts	each	334	2.87	704	3.15	881	3.47
Celery	Hearts	per pound	22	2.50	15	2.99		
Cucumbers		each	190	1.48	28	1.56	171	0.99
Cucumbers	Long Seedless-Greenhouse	each	1,181	2.13	914	2.26	484	2.01
Greens	Kale	per bunch	387	1.70	57	2.05	748	1.66
Greens	Swiss Chard	per bunch	9	2.69	17	2.50	339	1.70
Lettuce, Iceberg		each	7	2.29	46	3.48	29	3.48
Lettuce, Other	Boston-Greenhouse	each	113	2.50				
Lettuce, Other	Green Leaf	each	130	1.79	151	1.89	156	1.58
Lettuce, Other	Red Leaf	each	130	1.79	151	1.89	156	1.58
Lettuce, Romaine		each	38	2.00	27	2.50	51	2.27
Lettuce, Romaine	Hearts	3 count package	391	3.91	55	3.90	3,447	3.64
Mushrooms	Portobella	per pound	141	6.15	141	6.15	11	5.99
Mushrooms	Portobella	8 oz package	11	2.50	22	3.00	189	3.39
Mushrooms	Portobella	6 oz package	39	3.99				
Mushrooms	White	8 oz package	1,259	2.73	727	3.15	390	2.10
Onions Green		per bunch	95	1.08	78	0.99		
Peppers, Bell Type	Green	each	19	0.89	19	0.89		
Peppers, Bell Type	Red	per pound	32	4.33	106	3.65	96	2.98
Peppers, Bell Type	Red	each	74	1.99	1,031	1.99		
Peppers, Other	Jalapeno	per pound	130	3.69	130	3.69		
Peppers, Other	Mixed Mini Sweet Types	1 lb package	25	4.19	52	3.72	236	2.90
Pumpkins	Pie Type	per pound	172	1.49	17	1.49	32	1.29
Radishes		per bunch	161	2.00			91	1.94
Salad	Mixed Types	1 lb bag	986	4.97	26	5.41	132	5.00
Salad	Mixed Types	10 - 12 oz package	514	5.14	231	5.17	453	5.57
Salad	Mixed Types	5 - 9 oz package	1,641	3.55	2,773	3.36	3,332	3.31
Spinach	Flat, Baby Type	5 - 6 oz package	365	3.49	362	3.60	468	3.06



Squash	Acorn	per pound	598	1.47	539	1.52	1,201	1.15
Squash	Butternut	per pound	668	1.47	545	1.52	1,208	1.15
Squash	Spaghetti	per pound	608	1.46	549	1.51	1,036	1.10
Squash	Zucchini	per pound	164	1.86	224	2.31	164	1.59
Sweet Potatoes		per pound	47	2.04	18	2.12	330	1.85
Tomatoes		per pound	243	2.72	320	2.77	372	2.25
Tomatoes	Vine Ripe - Heirloom Varieties-Greenhouse	per pound	39	4.15	202	5.67		
Tomatoes	Vine Ripes, On The Vine-Greenhouse	per pound	385	3.63	409	3.44	264	3.01
Tomatoes, Grape Type		1 pint package	695	2.63	620	2.83	1,026	2.87
Tomatoes, Grape Type		10 oz package	1,118	3.38	46	2.99	928	2.28
Tomatoes, Plum Type	Roma	per pound	489	2.95			268	2.84

OTHER SPECIALTY CROPS ITEMS

Commodity	Variety	Unit	THIS WEEK		LAST WEEK		LAST YEAR	
			Stores With Ads	Wtd Avg Price	Stores With Ads	Wtd Avg Price	Stores With Ads	Wtd Avg Price
Hemp Protein		16 oz package	31	20.99	31	20.99		
Hemp Seeds-Shelled		8 oz package	140	9.27	144	8.49	146	10.22

ORGANIC

Hemp Protein		16 oz package	206	16.01	113	22.99	115	18.03
Hemp Seeds-Shelled		7 oz package	31	12.49	31	12.49	146	10.26
Hemp Seeds-Shelled		8 oz package	142	10.19			223	10.55
Hemp Seeds-Shelled		12 oz package	109	15.99	31	15.99	101	13.30
Hemp Seeds-Shelled		16 oz package	31	14.99	31	14.99	31	14.99

SEASONAL ITEMS

Commodity	Variety	Unit	THIS WEEK		LAST WEEK		LAST YEAR	
			Stores With Ads	Wtd Avg Price	Stores With Ads	Wtd Avg Price	Stores With Ads	Wtd Avg Price
Chayote		per pound	152	0.69	94	0.57	119	0.80
Chayote		each	28	0.75	42	0.65	207	0.45
Potted Plants	Chrysanthemum	6 inch pot	456	10.87	324	11.05	1,544	9.39
Potted Plants	Chrysanthemum	8 inch pot	467	4.96	2,063	6.31	1,428	4.83
Rose, Hybrid Tea		bunched 12s	203	14.70	348	9.23	343	12.59



REGIONAL DETAILS

Commodity Variety	Unit	NORTHEAST U.S.				SOUTHEAST U.S.				MIDWEST U.S.			
		Price Range	Stores with Ads	Wtd Avg Price	% Marked Local	Price Range	Stores with Ads	Wtd Avg Price	% Marked Local	Price Range	Stores with Ads	Wtd Avg Price	% Marked Local
FRUITS													
Apples Fuji	per pound	1.29	9	1.29	100	1.88	78	1.88		0.99	15	0.99	
Apples Fuji	3 lb bag									2.50	37	2.50	100
Apples Gala	per pound	0.99-1.88	566	1.24	8	0.99-3.99	888	1.47		0.88-1.69	788	1.19	3
Apples Gala	3 lb bag	2.99-4.99	207	4.06		2.98-5.99	254	3.81	27	2.50-5.99	315	3.71	23
Apples Gala	5 lb bag	5.99	22	5.99		5.99	188	5.99		5.99	11	5.99	
Apples Gala	2 lb bag	2.99	10	2.99		2.99	8	2.99					
Apples Ginger Gold	per pound	0.99-1.29	348	1.05	2								
Apples Ginger Gold	3 lb bag	3.50	8	3.50									
Apples Golden Delicious	per pound	1.49	7	1.49	100	0.99-3.99	52	2.03		0.99	48	0.99	25
Apples Golden Delicious	3 lb bag	2.99-3.00	41	3.00		2.99-3.99	61	3.40		2.50-5.48	105	3.44	58
Apples Golden Delicious	5 lb bag					4.48	9	4.48		4.48-4.99	17	4.72	
Apples Granny Smith	per pound	1.49-1.99	137	1.88						0.99	192	0.99	
Apples Granny Smith	3 lb bag					5.99	34	5.99		2.50-5.48	87	3.89	30
Apples Granny Smith	5 lb bag					5.99	188	5.99		5.99	11	5.99	
Apples Granny Smith	2 lb bag	3.99	22	3.99									
Apples Honeycrisp	per pound	0.99-2.99	1,522	2.46	1	0.99-2.99	303	1.73		0.88-2.99	1,012	2.00	46
Apples Honeycrisp	3 lb bag	5.99	70	5.99						5.99	15	5.99	
Apples Honeycrisp	2 lb bag	2.49	442	2.49		2.49	359	2.49		2.49	647	2.49	
Apples Jonagold	per pound	1.29	9	1.29	100								
Apples Jonathan	per pound	1.29	9	1.29	100								
Apples Jonathan	3 lb bag									2.50-4.49	33	3.52	79
Apples McIntosh	per pound	0.99-1.49	495	1.10	21	1.49-3.99	137	1.82		0.99-1.49	69	1.38	43
Apples McIntosh	3 lb bag	2.99-3.99	55	3.18		2.99-4.98	49	3.69		2.50-3.99	322	3.43	19
Apples McIntosh	2 lb bag	2.99	10	2.99									
Apples Paula Red	per pound	0.99-1.29	55	1.14	15								
Apples Paula Red	3 lb bag									3.99	31	3.99	
Apples Pink Lady/Cripps Pink	per pound	1.49	9	1.49						1.49	7	1.49	
Apples Pink Lady/Cripps Pink	3 lb bag					5.99	34	5.99					
Apples Red Delicious	per pound	1.49-1.99	208	1.93		0.68-1.99	172	1.28		0.99-1.49	193	1.01	

Wtd Avg - Simple weighted average



Commodity Variety	Unit	NORTHEAST U.S.				SOUTHEAST U.S.				MIDWEST U.S.			
		Price Range	Stores with Ads	Wtd Avg Price	% Marked Local	Price Range	Stores with Ads	Wtd Avg Price	% Marked Local	Price Range	Stores with Ads	Wtd Avg Price	% Marked Local
Apples Red Delicious	3 lb bag	2.99-3.50	251	3.42		2.99-3.99	92	3.55		2.50-5.48	280	3.45	22
Apples Red Delicious	5 lb bag					4.48	9	4.48		4.48	9	4.48	
Apples, Processed Juice	64 oz (1/2 gallon)	1.50-4.99	1,597	2.51		1.69-3.50	2,898	2.51		1.50-2.79	800	2.52	
Apples, Processed Juice Marked Cider	64 oz (1/2 gallon)	1.99-4.99	197	4.22		3.59-4.99	17	3.99		2.29-6.99	395	4.59	4
Apples, Processed Juice Marked Cider	128 oz (1 gallon)	6.49-7.99	535	6.76		6.99-7.49	45	7.01		5.99-7.99	334	7.20	7
Avocados Hass	each	0.67-2.50	1,656	1.20		0.68-2.50	2,377	1.34		0.50-3.49	1,358	1.24	
Avocados Various Greenskin Varieties	per pound					0.50	34	0.50					
Bananas	per pound	0.59	61	0.59		0.58	2	0.58		0.54-0.58	51	0.55	
Blueberries	6 oz package	3.00	16	3.00		2.50-3.34	168	3.19		2.00-3.88	347	3.28	
Blueberries	1 pint package	2.99-3.99	402	3.53		2.45-3.99	681	3.54		3.49-3.99	183	3.59	
Blueberries	18 oz package	5.99	28	5.99		2.99	40	2.99		2.50-4.99	213	4.24	
Cantaloups	each	2.99-4.99	427	3.24	2	2.99-3.99	399	3.74		1.99-3.99	496	3.02	
Clementines	3 lb bag	2.88-6.99	1,316	4.88		3.98-6.49	176	5.29		2.50-5.99	266	4.42	
Clementines	2 lb bag	1.99-4.99	76	3.43		1.99	8	1.99		2.99-3.99	224	3.31	
Fruit, Other Cactus Pears	per pound									0.89	12	0.89	
Grapefruit Red	each					1.25	270	1.25					
Grapefruit Red	per pound									1.99	80	1.99	
Grapes Black Seedless	per pound	1.59-3.99	853	2.16		1.69-2.99	481	1.90		1.49-2.99	1,046	2.00	
Grapes Red Globe	per pound	1.99	37	1.99		2.49-2.99	29	2.73					
Grapes Red Seedless	per pound	0.97-3.99	2,163	2.00		1.49-2.99	3,394	2.18		1.47-2.99	1,572	1.88	
Grapes White Seedless Type	per pound	1.59-3.99	1,789	2.18		1.49-2.99	1,493	1.96		1.47-2.99	1,777	1.92	
Honeydews	each	3.99-5.99	343	4.42						3.99	139	3.99	
Kiwifruit Hayward	each	0.40	22	0.40		0.40-0.67	236	0.42		0.50	186	0.50	
Kiwifruit Hayward	1 lb bag									3.99	116	3.99	
Lemons	each	0.34-0.99	342	0.70		0.78	57	0.78		0.50-0.99	489	0.78	
Lemons	2 lb bag	2.99-3.99	219	3.49		2.88-3.99	85	3.25		2.29-2.99	65	2.37	
Limes	each	0.16-0.83	213	0.51		0.34	82	0.34		0.19-0.67	490	0.46	
Mangoes	each	0.67-1.67	1,017	1.21		1.00-1.67	578	1.23		0.99-1.69	649	1.35	
Misc Berries Blackberries	5.6 - 6 oz package	2.00-3.99	917	3.29		2.50-3.99	1,922	3.33		2.00-3.50	565	2.81	
Nectarines Various Yellow Flesh Varieties	per pound	2.99	183	2.99		2.99	15	2.99		1.99	12	1.99	
Oranges Navel	each	0.40-1.67	869	1.35		0.75-1.25	377	1.13		0.79-1.25	42	0.92	
Oranges Navel	per pound	0.99-1.49	17	1.28						0.98-1.99	56	1.66	

Wtd Avg - Simple weighted average



Commodity Variety	Unit	NORTHEAST U.S.				SOUTHEAST U.S.				MIDWEST U.S.			
		Price Range	Stores with Ads	Wtd Avg Price	% Marked Local	Price Range	Stores with Ads	Wtd Avg Price	% Marked Local	Price Range	Stores with Ads	Wtd Avg Price	% Marked Local
Oranges Navel	3 lb bag	3.99-4.99	211	4.71		4.98-5.99	793	5.57		2.99-5.99	146	3.91	
Oranges Navel	4 lb bag					4.48	200	4.48					
Oranges Valencia	each	0.60	37	0.60									
Oranges Valencia	4 lb bag					4.97	68	4.97					
Papaya Maradol/Tainung Types	per pound	0.99-1.49	105	1.42						0.79-0.99	222	0.82	
Peaches Various White Flesh Varieties	per pound	2.79	122	2.79									
Peaches Various Yellow Flesh Varieties	per pound	1.99-2.99	668	2.70		1.78-2.99	2,594	2.39		1.99-3.49	251	2.98	
Pears Bartlett	per pound	1.29-2.49	142	1.85	6	0.99-1.99	290	1.30		0.99-1.99	1,113	1.65	
Pears Bartlett	3 lb bag	4.99	70	4.99									
Pears Bosc	per pound	1.29-2.49	219	1.76	4					0.99-1.99	347	1.56	
Pears D'Anjou	per pound	1.79	59	1.79						1.99	41	1.99	
Pineapples	each	1.79-3.99	570	3.04		1.79-3.49	1,559	2.19		1.99-5.00	282	3.10	
Plums	per pound	2.99	183	2.99		2.29-2.99	61	2.73		2.29-2.98	22	2.60	
Plums Interspecific Type	per pound					1.99	1,135	1.99					
Pomegranates	each	3.50-3.99	381	3.57		2.00-2.99	1,401	2.80		2.00	359	2.00	
Raspberries Red	6 oz package	2.00-3.99	1,354	3.17		2.50-3.99	2,366	3.27		1.67-3.99	1,196	2.83	
Strawberries	1 lb package	2.50-3.99	1,047	3.45		2.99-3.99	167	3.49		1.49-3.99	869	2.65	
Tangerines	per pound									1.49	15	1.49	
Tangerines	5 lb package	8.99	210	8.99						8.99	219	8.99	
Tangerines	3 lb bag	3.49-6.99	618	3.94		2.88-5.99	1,997	5.07		2.99-4.99	1,043	3.71	
Tangerines	2 lb bag	5.00	123	5.00		2.50-4.99	494	3.67					
Tangerines	each	0.80	8	0.80		0.29	34	0.29					
Watermelons Red Flesh Seedless Type	each					6.99	15	6.99		2.99-5.99	72	4.81	69
Watermelons Red Flesh Seedless Type	per pound	0.79	38	0.79									
FRUITS - ORGANIC													
Apples Fuji	per pound	1.99	122	1.99		2.49	86	2.49		1.99	67	1.99	
Apples Gala	per pound	1.99-2.99	582	2.39		2.49	86	2.49		1.99	67	1.99	
Apples Gala	3 lb bag	5.99	70	5.99									
Apples Gala	2 lb bag	3.99	22	3.99						3.29-3.99	33	3.77	

Wtd Avg - Simple weighted average



Commodity Variety	Unit	NORTHEAST U.S.				SOUTHEAST U.S.				MIDWEST U.S.			
		Price Range	Stores with Ads	Wtd Avg Price	% Marked Local	Price Range	Stores with Ads	Wtd Avg Price	% Marked Local	Price Range	Stores with Ads	Wtd Avg Price	% Marked Local
Apples Granny Smith	per pound	1.99	38	1.99									
Apples Honeycrisp	per pound	2.99	5	2.99					2.99-4.19	136	3.58		
Apples Honeycrisp	3 lb bag	6.99	70	6.99									
Apples Honeycrisp	2 lb bag	4.99	74	4.99		4.99	957	4.99	5.99	79	5.99		
Apples, Processed Juice	64 oz (1/2 gallon)	3.50	13	3.50					3.99	69	3.99		
Avocados Hass	each	1.67-2.50	293	1.78					1.25-2.00	32	1.74		
Bananas	per pound	0.79-0.99	448	0.92					0.69-0.99	43	0.93		
Blueberries	6 oz package	2.00-4.99	623	3.85		3.99	119	3.99	3.48-3.99	122	3.95		
Blueberries	1 pint package	3.49-5.99	125	3.82					4.99	219	4.99		
Cantaloups	each	3.49	17	3.49		3.49	14	3.49					
Grapes Black Seedless	per pound	2.79	122	2.79		2.48-2.99	46	2.65					
Grapes Red Seedless	per pound	2.79-3.99	691	3.04		2.48-3.49	130	3.18	1.49-3.99	605	2.58		
Grapes White Seedless Type	per pound	2.79-3.99	678	3.03		1.99-3.49	1,272	3.00	1.49-3.99	391	2.93		
Lemons	2 lb bag					4.99	188	4.99	3.99-4.99	242	4.85		
Mangoes	each								2.00	10	2.00		
Misc Berries Blackberries	5.6 - 6 oz package	3.33-4.99	644	3.97		3.99	121	3.99	3.34-3.99	103	3.57		
Nectarines Various Yellow Flesh Varieties	per pound	2.99	122	2.99		2.99	1,135	2.99					
Oranges Valencia	3 lb bag								3.99	7	3.99		
Peaches Various Yellow Flesh Varieties	per pound	2.99	122	2.99		2.99-3.99	1,221	3.06	3.99	67	3.99		
Pears Bartlett	per pound	1.99-2.49	164	2.09		1.99	86	1.99	2.49	67	2.49		
Pears Bosc	per pound	1.99	122	1.99									
Raspberries Red	6 oz package	3.33-4.99	633	3.97		3.34-3.99	207	3.72	3.99-4.99	342	4.19		
Strawberries	1 lb package	4.49-5.99	214	4.98		4.99	15	4.99	3.99	76	3.99		
Watermelons Red Flesh Seedless Miniature	each	3.49-6.99	22	4.29									
Watermelons Red Flesh Seedless Type	each					3.49	14	3.49					
ONIONS AND POTATOES													
Onions, Dry Red	per pound	0.99-1.49	43	1.27					0.79-1.99	257	1.18		
Onions, Dry Red	2 lb bag	2.99	123	2.99					2.00-2.79	243	2.76		
Onions, Dry White	per pound	1.39-2.79	96	1.71		1.29-1.49	973	1.49	1.19-1.99	29	1.52		
Onions, Dry	2 lb bag								2.00	10	2.00		

Wtd Avg - Simple weighted average



Commodity Variety	Unit	NORTHEAST U.S.				SOUTHEAST U.S.				MIDWEST U.S.			
		Price Range	Stores with Ads	Wtd Avg Price	% Marked Local	Price Range	Stores with Ads	Wtd Avg Price	% Marked Local	Price Range	Stores with Ads	Wtd Avg Price	% Marked Local
White													
Onions, Dry Yellow	per pound					0.68-1.49	42	1.02		0.69-1.99	56	1.14	
Onions, Dry Yellow	2 lb bag	1.50-2.00	208	1.91		0.98-1.50	220	1.34		0.99-2.00	22	1.45	
Onions, Dry Yellow	3 lb bag	1.99-3.49	679	2.81		2.00-3.49	393	2.89		1.49-2.99	326	2.47	33
Onions, Dry Yellow Marked Sweet	per pound	1.29-1.99	82	1.59		0.99-1.49	216	1.15		0.99-1.49	283	1.29	
Onions, Dry Yellow Marked Sweet	3 lb bag	2.99-3.33	421	2.99		3.59-3.99	16	3.72		2.00	6	2.00	
Onions, Dry Yellow Marked Sweet	5 lb bag	4.49	74	4.49		4.99	957	4.99					
Potatoes Round Red	per pound	1.29-1.49	88	1.33		0.99	14	0.99		0.78-0.99	36	0.96	100
Potatoes Round Red	3 lb bag									3.99	17	3.99	
Potatoes Round Red	5 lb bag	3.99-5.39	78	5.32		2.99-5.89	1,514	5.54		1.99-4.99	311	3.23	5
Potatoes Round White	5 lb bag	2.47-3.99	420	3.40		3.98	42	3.98		3.49	233	3.49	
Potatoes Round White	10 lb bag					3.97	68	3.97					
Potatoes Russet	per pound									0.99	80	0.99	
Potatoes Russet	3 lb bag					0.99	8	0.99		1.88-2.59	63	2.29	
Potatoes Russet	5 lb bag	2.70-4.99	431	3.71		2.50-3.99	274	3.23		1.98-3.99	362	2.93	33
Potatoes Russet	10 lb bag					3.99-5.49	54	4.66		2.99-5.99	152	4.80	
Potatoes Russet	8 lb bag	2.99-4.99	482	4.75		4.99	35	4.99		3.99-4.99	69	4.15	
Potatoes Yellow Type	per pound									0.78	6	0.78	100
Potatoes Yellow Type	3 lb bag	2.99-5.99	108	3.60						3.99	17	3.99	
Potatoes Yellow Type	5 lb bag	2.99-5.99	250	3.73		3.49-4.99	741	4.58		1.99-4.99	376	3.23	

ONIONS AND POTATOES - ORGANIC

Onions, Dry Yellow	per pound									1.19	11	1.19	
Onions, Dry Yellow	2 lb bag									2.99	7	2.99	
Onions, Dry Yellow	3 lb bag	3.99-5.99	293	5.73						4.49	6	4.49	
Onions, Dry Yellow Marked Sweet	2 lb bag	4.99	16	4.99									
Potatoes Round Red	3 lb bag	3.99	70	3.99						3.50-3.99	99	3.65	
Potatoes Russet	per pound									1.79	11	1.79	
Potatoes Russet	3 lb bag	3.99	70	3.99						3.49-3.99	99	3.62	
Potatoes Yellow Type	3 lb bag	3.99	86	3.99						3.50-3.99	99	3.65	

VEGETABLES

Artichokes	each	0.89-2.99	45	1.38									
------------	------	-----------	----	------	--	--	--	--	--	--	--	--	--

Wtd Avg - Simple weighted average



Commodity Variety	Unit	NORTHEAST U.S.				SOUTHEAST U.S.				MIDWEST U.S.			
		Price Range	Stores with Ads	Wtd Avg Price	% Marked Local	Price Range	Stores with Ads	Wtd Avg Price	% Marked Local	Price Range	Stores with Ads	Wtd Avg Price	% Marked Local
Asparagus Green	per pound	1.99-4.99	754	2.86		2.48-3.99	1,414	2.93		2.49-3.99	482	2.56	
Beans Round Green Type	per pound	1.29-1.50	79	1.33	8	1.49-1.99	40	1.67		0.99-1.69	547	1.25	
Broccoli	per bunch	2.49-2.99	122	2.73		2.99-3.00	1,588	2.99					
Broccoli Crown Cut	per pound	0.89-1.99	1,151	1.54	17	1.68-1.99	1,585	1.78	1	1.49-1.99	872	1.83	1
Brussels Sprouts	per pound	2.49-3.99	313	3.53		3.49	43	3.49		1.49-1.99	74	1.90	
Beets	per bunch	1.99-3.50	346	3.04		3.00	2	3.00					
Cabbage Red Type	per pound	0.69	57	0.69									
Cabbage Round Green Type	per pound	0.58-0.79	733	0.72	25	0.48-0.89	1,573	0.53	1	0.29-0.89	319	0.68	57
Carrots	per pound	0.68-0.99	30	0.97						0.78	8	0.78	
Carrots	1 lb bag									0.50-0.99	53	0.78	
Carrots	2 lb bag	1.49-2.50	371	2.40						0.98-2.50	300	2.18	
Carrots	per bunch	1.69-3.00	133	2.49									
Carrots Baby Peeled	1 lb bag	0.99-2.00	1,353	1.51		1.00-1.68	751	1.44		0.99-1.69	556	1.04	
Carrots Baby Peeled	2 lb bag									1.99-2.66	88	2.19	
Cauliflower	each	1.99-3.99	252	3.00	4	3.00-3.49	541	3.07		2.50-3.59	312	2.82	
Cauliflower	per pound									0.99-1.99	45	1.61	
Celery	each	0.99-1.99	189	1.41		0.99-1.89	1,316	1.67		0.79-2.29	912	1.70	1
Celery	per pound									0.99	186	0.99	
Celery Hearts	each	2.69-3.69	22	3.42		2.50-2.69	88	2.67		0.99-2.50	213	2.28	
Cilantro	per bunch	0.79-0.99	116	0.94	8					0.43-0.99	239	0.88	
Corn-Sweet	each	0.50	28	0.50	21	0.50	24	0.50	63	0.25-2.00	301	0.57	27
Cucumbers	each	0.50-1.25	582	0.75	31	0.48-0.79	660	0.55	2	0.33-1.50	418	0.72	7
Cucumbers Long Seedless-Greenhouse	each	1.00-2.00	783	1.29		1.00-1.67	340	1.46		1.50-1.77	27	1.60	
Eggplant	per pound	0.89-1.99	241	1.54		1.19-1.69	38	1.22		0.69-1.79	37	1.26	
Eggplant	each									1.48-1.99	17	1.69	59
Garlic	per pound	3.99	33	3.99									
Garlic	per sleeve					1.50	2	1.50					
Greens Collard	per pound	0.99	9	0.99		1.49-3.98	16	1.80					
Greens Collard	1 lb bag	3.00	84	3.00		3.00-3.99	71	3.03					
Greens Kale	per bunch	1.49	80	1.49						1.48-1.49	17	1.48	59
Greens Kale	per pound	0.99	9	0.99		3.98	2	3.98					
Greens Kale	1 lb bag	3.00	65	3.00		3.99	2	3.99					

Wtd Avg - Simple weighted average



Commodity Variety	Unit	NORTHEAST U.S.				SOUTHEAST U.S.				MIDWEST U.S.			
		Price Range	Stores with Ads	Wtd Avg Price	% Marked Local	Price Range	Stores with Ads	Wtd Avg Price	% Marked Local	Price Range	Stores with Ads	Wtd Avg Price	% Marked Local
Greens Swiss Chard	per bunch									3.28	10	3.28	100
Greens Turnip Tops	1 lb bag					3.00	69	3.00					
Lettuce, Iceberg	each	1.29-2.00	98	1.49		0.99-2.00	86	1.58		1.49	17	1.49	
Lettuce, Other Green Leaf	each	1.49	415	1.49									
Lettuce, Other Green Leaf	per pound	1.99	78	1.99						1.79-1.99	32	1.88	
Lettuce, Other Red Leaf	each	1.49	415	1.49									
Lettuce, Other Red Leaf	per pound	1.99	78	1.99						1.79-1.99	32	1.88	
Lettuce, Romaine	each	1.49	415	1.49						1.49-1.50	25	1.49	
Lettuce, Romaine	per pound	1.49-1.99	145	1.79	11					1.99	14	1.99	
Lettuce, Romaine Hearts	3 count package	2.99-3.00	41	2.99						2.99-3.99	321	3.02	
Mushrooms Portobella	8 oz package	1.67	9	1.67						2.50-2.99	29	2.79	
Mushrooms Portobella	6 oz package									3.19-3.99	159	3.77	
Mushrooms White	8 oz package	1.67-2.50	354	2.01		1.50-2.00	53	1.76		1.29-2.99	104	1.82	
Onions Green	per bunch	0.69	80	0.69						0.99	80	0.99	
Peppers, Bell Type Green	per pound	0.89-2.49	542	1.32	1	0.78-1.28	36	0.81		0.99-1.99	167	1.53	4
Peppers, Bell Type Green	each	1.00	136	1.00		0.50-0.99	859	0.60		0.50-1.50	333	0.91	14
Peppers, Bell Type Orange	per pound	2.99-3.99	45	3.81						1.99-2.99	53	2.57	
Peppers, Bell Type Orange	each	1.00-1.67	43	1.38		1.00-1.49	29	1.22		0.98-1.67	431	1.29	
Peppers, Bell Type Orange-Greenhouse	per pound	2.99	9	2.99									
Peppers, Bell Type Orange-Greenhouse	each	1.00	415	1.00		1.00-1.49	89	1.06		1.50	7	1.50	
Peppers, Bell Type Red	per pound	1.99-3.99	250	2.76		1.98	2	1.98		1.99-2.99	39	2.43	
Peppers, Bell Type Red	each	1.00-1.67	179	1.09		1.00-1.49	29	1.22		0.98-1.88	653	1.36	
Peppers, Bell Type Red-Greenhouse	per pound	2.99	9	2.99									
Peppers, Bell Type Red-Greenhouse	each	1.00	415	1.00		1.00-1.49	89	1.06		1.50	7	1.50	
Peppers, Bell Type Yellow	per pound	2.99-3.99	45	3.81						1.99-2.99	53	2.57	
Peppers, Bell Type Yellow	each	1.00-1.67	43	1.38		1.00-1.49	29	1.22		0.98-1.88	645	1.37	
Peppers, Bell Type Yellow-Greenhouse	per pound	2.99	9	2.99									
Peppers, Bell Type Yellow-Greenhouse	each	1.00	415	1.00		1.00-1.49	89	1.06		1.50	7	1.50	
Peppers, Other Jalapeno	per pound									0.89-1.19	44	1.04	23
Peppers, Other Jalapeno	1 lb package					2.50	18	2.50					
Peppers, Other Mixed Mini Sweet Types	1 lb package					3.78	2	3.78		2.88-4.99	212	3.09	
Peppers, Other Serrano	per pound									0.89-1.59	48	1.18	21

Wtd Avg - Simple weighted average



Commodity Variety	Unit	NORTHEAST U.S.				SOUTHEAST U.S.				MIDWEST U.S.			
		Price Range	Stores with Ads	Wtd Avg Price	% Marked Local	Price Range	Stores with Ads	Wtd Avg Price	% Marked Local	Price Range	Stores with Ads	Wtd Avg Price	% Marked Local
Pumpkins	each	5.00	415	5.00		5.00	78	5.00		1.25-6.99	880	5.52	18
Pumpkins	per pound	0.49	37	0.49						0.79	6	0.79	
Pumpkins Marked Extra Large	each	6.99-7.99	279	7.08						4.99-6.99	121	5.30	21
Pumpkins Marked Extra Large	per pound	0.49	86	0.49									
Pumpkins Marked Large	each	5.99-6.99	420	6.05		4.99-5.99	170	5.88		3.99-6.99	402	5.36	67
Pumpkins Marked Medium	each									5.00	36	5.00	
Pumpkins Miniature	each	1.00	415	1.00		1.00	78	1.00		1.25-1.49	25	1.39	40
Pumpkins Miniature	per pound	1.69-1.99	407	1.93									
Pumpkins Pie Type	each	2.99	24	2.99						1.25-2.99	234	2.64	60
Pumpkins Pie Type	per pound	0.99-1.29	234	1.07		0.68	200	0.68		0.89-0.99	19	0.93	
Radishes	per bunch									0.99	80	0.99	
Radishes	1 lb bag	1.50	19	1.50						1.77	10	1.77	
Salad Mixed Types	10 - 12 oz package	1.67-3.50	705	3.08		1.00-3.50	382	2.79		0.99-3.50	741	2.33	
Salad Mixed Types	5 - 9 oz package	1.67-3.50	590	3.21		1.50-3.50	507	3.23		1.50-3.99	987	2.56	
Spinach Flat, Baby Type	10 oz package	3.00	19	3.00						4.99	6	4.99	
Spinach Flat, Baby Type	8 oz package	2.50	16	2.50									
Spinach Flat, Baby Type	9 oz package	3.00	38	3.00									
Spinach Flat, Baby Type	5 - 6 oz package									2.29	9	2.29	
Squash Acorn	per pound	0.69-1.49	1,056	0.98	7	0.69-1.29	696	0.87		0.39-1.49	1,532	0.84	14
Squash Butternut	per pound	0.69-1.99	1,208	0.99	6	0.69-1.29	753	0.90		0.39-1.49	1,532	0.84	14
Squash Grey	per pound									1.49	26	1.49	
Squash Spaghetti	per pound	0.69-1.49	1,056	0.98	7	0.69-1.29	685	0.86		0.39-1.49	1,532	0.84	14
Squash Yellow Crookneck/Straightneck	per pound	1.49	9	1.49		1.19-1.99	253	1.64		0.99-1.79	279	1.20	24
Squash Zucchini	per pound	0.89-1.69	169	1.37		1.19-1.99	185	1.77		0.99-1.79	300	1.19	25
Sweet Potatoes	per pound	0.79-1.68	429	1.09		0.59-0.88	204	0.78		0.79-1.29	527	1.03	
Tomatoes	per pound	1.29-1.99	498	1.96		0.68-1.99	189	1.27	36	0.99-1.99	87	1.38	13
Tomatoes Vine Ripe - Heirloom Varieties	per pound									1.99	58	1.99	
Tomatoes Vine Ripe - Heirloom Varieties-Greenhouse	per pound	2.99	6	2.99									
Tomatoes Vine Ripes	per pound					1.50-1.88	161	1.73		1.49-1.99	39	1.75	
Tomatoes Vine Ripes-Greenhouse	per pound	1.79-2.29	153	2.03		1.79	957	1.79		0.96-1.99	33	1.58	
Tomatoes Vine Ripes, On The	per pound	0.99-2.49	266	1.79		0.99-2.49	1,694	1.82		0.69-2.49	867	1.85	

Wtd Avg - Simple weighted average



Commodity Variety	Unit	NORTHEAST U.S.				SOUTHEAST U.S.				MIDWEST U.S.			
		Price Range	Stores with Ads	Wtd Avg Price	% Marked Local	Price Range	Stores with Ads	Wtd Avg Price	% Marked Local	Price Range	Stores with Ads	Wtd Avg Price	% Marked Local
Vine-Greenhouse													
Tomatoes, Cherry	1 pint package					2.50	119	2.50		1.69-4.99	33	2.66	
Tomatoes, Grape Type	1 pint package	1.00-2.50	1,325	1.99		1.49-3.00	571	2.85		1.50-3.50	548	2.29	3
Tomatoes, Grape Type	10 oz package	1.99-3.00	283	2.71	65	2.79-2.99	84	2.83	18	0.99-3.99	79	2.60	
Tomatoes, Plum Type Roma	per pound	0.89-1.99	293	1.28		0.88-1.49	143	1.32		0.79-1.99	571	1.08	5
Tomatillos	per pound									1.18	10	1.18	100
Vegetables Other Cactus Leaf (Nopales)	per pound									0.69	15	0.69	
VEGETABLES - ORGANIC													
Beans Round Green Type	per pound	2.29	9	2.29									
Broccoli	per pound					3.49	78	3.49					
Broccoli	per bunch	3.49	5	3.49		3.49	34	3.49		2.98	10	2.98	
Broccoli Baby Hybrid Type	per bunch									3.99	67	3.99	
Broccoli Crown Cut	per pound	4.99	183	4.99		4.99	15	4.99					
Beets	per bunch									3.50	219	3.50	
Cabbage Round Green Type	per pound	0.99	80	0.99	100	1.48	200	1.48					
Carrots	1 lb bag	1.29	59	1.29		1.50	34	1.50					
Carrots	2 lb bag	2.99	271	2.99									
Carrots	per bunch	2.49	9	2.49									
Carrots Baby Peeled	1 lb bag	1.99-2.99	417	2.17						1.49-2.00	340	1.89	5
Cauliflower	each	2.99	79	2.99									
Cauliflower	per pound	2.99	9	2.99									
Celery	each	2.99	123	2.99									
Celery Hearts	each	2.50-3.00	132	2.70									
Celery Hearts	per pound	2.50	22	2.50									
Cucumbers Long Seedless-Greenhouse	each	2.00-2.49	101	2.09		2.09	957	2.09		1.99	10	1.99	
Greens Kale	per bunch	1.99	9	1.99		1.50	31	1.50		0.99-3.00	23	1.95	48
Lettuce, Iceberg	each									2.29	7	2.29	
Lettuce, Other Green Leaf	each									1.79	11	1.79	
Lettuce, Other Red Leaf	each									1.79	11	1.79	
Lettuce, Romaine Hearts	3 count package	3.99-5.99	145	4.11		4.49	2	4.49		3.49-4.49	61	3.69	
Mushrooms Portobella	per pound									5.99	11	5.99	

Wtd Avg - Simple weighted average



Commodity Variety	Unit	NORTHEAST U.S.				SOUTHEAST U.S.				MIDWEST U.S.			
		Price Range	Stores with Ads	Wtd Avg Price	% Marked Local	Price Range	Stores with Ads	Wtd Avg Price	% Marked Local	Price Range	Stores with Ads	Wtd Avg Price	% Marked Local
Mushrooms Portobella	6 oz package	3.99	37	3.99		3.99	2	3.99					
Mushrooms White	8 oz package	2.50-3.99	623	3.11		2.50	82	2.50		0.99-3.00	462	2.14	
Onions Green	per bunch					0.99	78	0.99					
Peppers, Bell Type Green	each									0.89	19	0.89	
Peppers, Bell Type Red	each									1.99	69	1.99	
Peppers, Other Jalapeno	per pound									3.69	11	3.69	
Peppers, Other Mixed Mini Sweet Types	1 lb package	4.99	5	4.99									
Radishes	per bunch	1.99-2.00	159	2.00		2.00	2	2.00					
Salad Mixed Types	1 lb bag									4.89-4.99	269	4.90	
Salad Mixed Types	10 - 12 oz package	4.99-5.99	494	5.15						4.99	20	4.99	
Salad Mixed Types	5 - 9 oz package	2.99-4.49	493	3.87		3.50-3.99	150	3.89		2.99-5.00	292	3.30	
Spinach Flat, Baby Type	5 - 6 oz package					3.50	31	3.50					
Squash Acorn	per pound					1.28	31	1.28					
Squash Butternut	per pound	1.49	6	1.49		1.28	31	1.28					
Squash Spaghetti	per pound	1.49	6	1.49		1.28	31	1.28					
Squash Zucchini	per pound	2.49	22	2.49						1.69	11	1.69	
Sweet Potatoes	per pound	1.99	37	1.99		1.99	2	1.99					
Tomatoes	per pound	2.99	22	2.99						2.59	11	2.59	
Tomatoes Vine Ripes, On The Vine-Greenhouse	per pound	2.49-3.99	261	3.96									
Tomatoes, Grape Type	1 pint package	1.99-3.50	412	2.67						1.79-3.49	283	2.58	
Tomatoes, Grape Type	10 oz package	3.00	183	3.00		2.99	34	2.99		2.49-3.49	672	3.46	
Tomatoes, Plum Type Roma	per pound	1.99	22	1.99									
OTHER SPECIALTY CROPS ITEMS													
Hemp Protein	16 oz package					20.99	31	20.99					
Hemp Seeds-Shelled	8 oz package					8.49	31	8.49					
OTHER SPECIALTY CROPS ITEMS - ORGANIC													
Hemp Seeds-Shelled	7 oz package					12.49	31	12.49					
Hemp Seeds-Shelled	8 oz package									10.19	67	10.19	
Hemp Seeds-Shelled	16 oz package					14.99	31	14.99					

Wtd Avg - Simple weighted average



Commodity Variety	Unit	NORTHEAST U.S.				SOUTHEAST U.S.				MIDWEST U.S.			
		Price Range	Stores with Ads	Wtd Avg Price	% Marked Local	Price Range	Stores with Ads	Wtd Avg Price	% Marked Local	Price Range	Stores with Ads	Wtd Avg Price	% Marked Local
SEASONAL ITEMS													
Chayote	each	0.75	28	0.75									
Potted Plants Chrysanthemum	6 inch pot	7.00	13	7.00		8.98-9.99	137	9.56		9.99-12.99	85	10.80	
Potted Plants Chrysanthemum	8 inch pot	5.00-5.50	78	5.04		4.89	40	4.89		5.99-6.99	64	6.62	55
Rose, Hybrid Tea	bunched 12s									14.99	186	14.99	

Commodity Variety	Unit	SOUTH CENTRAL U.S.				SOUTHWEST U.S.				NORTHWEST U.S.			
		Price Range	Stores with Ads	Wtd Avg Price	% Marked Local	Price Range	Stores with Ads	Wtd Avg Price	% Marked Local	Price Range	Stores with Ads	Wtd Avg Price	% Marked Local
FRUITS													
Apples Fuji	per pound	2.49	5	2.49		2.39-2.49	44	2.47		1.29	9	1.29	
Apples Gala	per pound	0.88-1.49	477	1.14		0.50-2.39	671	0.99		0.88-2.29	115	1.58	15
Apples Gala	3 lb bag	1.07-3.99	68	2.23		4.99	317	4.99					
Apples Gala	5 lb bag	5.99	196	5.99		3.99	96	3.99					
Apples Golden Delicious	per pound	0.99	19	0.99		1.99-2.39	19	2.16		1.49	5	1.49	
Apples Granny Smith	per pound					0.88-2.39	322	1.01					
Apples Granny Smith	3 lb bag					4.99	317	4.99					
Apples Granny Smith	5 lb bag	5.99	196	5.99		3.99	96	3.99					
Apples Honeycrisp	per pound	0.99-2.99	480	1.87		0.89-2.49	888	2.04		0.99-2.99	457	1.97	2
Apples Honeycrisp	2 lb bag	2.49-4.99	347	3.34		2.49	35	2.49					
Apples Jonathan	3 lb bag	2.49-2.99	95	2.95									
Apples McIntosh	per pound	1.49	8	1.49									
Apples McIntosh	3 lb bag	3.69-3.99	20	3.81									
Apples Pink Lady/Cripps Pink	per pound	0.89	6	0.89		0.99	50	0.99		0.99	15	0.99	
Apples Red Delicious	per pound	0.99-1.29	57	1.19		0.50-0.99	506	0.94					
Apples Red Delicious	3 lb bag	3.69	25	3.69									
Apples Red Delicious	5 lb bag	5.99	55	5.99	100								
Apples, Processed Juice	64 oz (1/2 gallon)	0.99-2.50	365	1.61		1.59-2.99	625	2.43		1.89-3.00	107	2.36	
Apples, Processed Juice	128 oz (1 gallon)	6.99	24	6.99									
Apples, Processed	64 oz (1/2	3.99-5.98	252	4.78						4.99	17	4.99	

Wtd Avg - Simple weighted average



Commodity Variety	Unit	SOUTH CENTRAL U.S.				SOUTHWEST U.S.				NORTHWEST U.S.			
		Price Range	Stores with Ads	Wtd Avg Price	% Marked Local	Price Range	Stores with Ads	Wtd Avg Price	% Marked Local	Price Range	Stores with Ads	Wtd Avg Price	% Marked Local
Juice Marked Cider	gallon)												
Apples, Processed Juice Marked Cider	128 oz (1 gallon)	5.99-6.99	429	6.83		6.99	102	6.99		8.99	5	8.99	
Avocados Hass	each	0.50-2.00	1,820	1.07		0.25-2.19	1,534	1.58		0.56-2.98	305	1.42	
Avocados Hass	per pound	1.34	10	1.34									
Bananas	per pound	0.49-0.50	151	0.49		0.33-0.50	116	0.39					
Blueberries	6 oz package	2.50-3.99	267	3.09		0.99-4.00	1,290	3.32		2.50	37	2.50	46
Blueberries	1 pint package	1.99-3.49	177	2.57		0.99	6	0.99		2.79	23	2.79	
Blueberries	18 oz package	2.98-4.99	282	3.99		3.99-4.99	334	4.40		3.99	15	3.99	
Cantaloups	each	1.77-3.99	212	2.02		0.50-3.50	1,193	2.80	4	3.00	206	3.00	
Cantaloups	per pound	0.50-0.69	192	0.62		0.33-0.99	561	0.41		0.69-0.79	21	0.72	
Clementines	3 lb bag	4.99-5.99	60	5.79									
Clementines	2 lb bag	2.98-2.99	121	2.98		3.49	5	3.49					
Fruit, Other Cactus Pears	per pound					2.99	4	2.99					
Fruit, Other Cactus Pears	each	0.05-0.25	91	0.10		0.25	37	0.25					
Grapefruit Red	each	0.89-0.99	20	0.95									
Grapes Black Seedless	per pound	0.97-1.99	154	1.59		1.99	50	1.99		2.49	146	2.49	
Grapes Red Globe	per pound					1.99	36	1.99					
Grapes Red Seedless	per pound	0.99-2.49	1,070	2.00		0.88-4.99	1,130	2.30		0.98-2.79	244	2.15	
Grapes White Seedless Type	per pound	0.99-2.49	740	1.99		0.88-4.99	807	2.48		0.98-3.99	427	3.05	48
Honeydews	each	4.88	10	4.88									
Kiwifruit Hayward	each	0.50	8	0.50		0.25-0.33	50	0.26		0.67-0.75	51	0.73	
Lemons	each	0.05-0.67	141	0.29		0.88	260	0.88		0.58-0.88	226	0.86	
Lemons	per pound					0.50-0.99	70	0.59					
Lemons	2 lb bag					2.49	96	2.49					
Limes	each	0.50-0.67	103	0.57		0.25-0.50	659	0.42		0.33-0.50	233	0.48	
Limes	per pound					0.50-0.99	138	0.75					
Mangoes	each	0.49-1.50	343	0.92		0.79-1.99	561	0.96		0.98-2.00	209	1.47	
Misc Berries Blackberries	5.6 - 6 oz package	2.50-3.99	198	2.93		1.50-4.00	1,448	3.23					
Nectarines Various White Flesh Varieties	per pound					1.49	11	1.49					
Nectarines Various Yellow Flesh Varieties	per pound					3.99	8	3.99					
Oranges Navel	each	0.16-1.25	124	0.91									
Oranges Navel	per pound	0.99-1.49	141	1.27		0.49-1.99	314	1.00		0.99-1.29	29	1.20	

Wtd Avg - Simple weighted average



Commodity Variety	Unit	SOUTH CENTRAL U.S.				SOUTHWEST U.S.				NORTHWEST U.S.			
		Price Range	Stores with Ads	Wtd Avg Price	% Marked Local	Price Range	Stores with Ads	Wtd Avg Price	% Marked Local	Price Range	Stores with Ads	Wtd Avg Price	% Marked Local
Oranges Navel	3 lb bag	2.99-5.99	70	5.55									
Papaya Maradol/Tainung Types	per pound	0.89-0.99	152	0.93		0.50-0.99	649	0.95		0.99-1.48	23	1.16	
Peaches Various White Flesh Varieties	per pound					0.99-1.49	18	1.30					
Peaches Various Yellow Flesh Varieties	per pound	1.39-2.99	491	2.34		1.49-3.99	1,384	2.78	77	2.99	206	2.99	
Pears Bartlett	per pound	1.29-1.99	439	1.71		0.98-1.99	948	1.62	39	0.88-2.99	150	1.49	23
Pears Bosc	per pound	1.49-1.99	247	1.61		0.98-2.49	785	1.69	48	1.29-1.49	32	1.38	
Pears D'Anjou	per pound	1.99	12	1.99						0.88-1.29	25	1.16	
Pineapples	each	1.07-3.00	271	2.00		0.99	123	0.99		2.50-3.99	64	3.45	
Pineapples	per pound	0.79	68	0.79		0.50-1.99	209	0.89		0.99	40	0.99	
Plums	per pound	1.98-2.89	24	2.21		1.29-2.99	654	2.75	54	2.89	5	2.89	
Plums Interspecific Type	per pound	2.89	38	2.89		1.49	47	1.49					
Pomegranates	each	0.99-2.00	528	1.72		2.00-3.99	802	2.65	32	1.99-3.99	349	3.17	
Prunes	per pound					2.49-3.99	15	3.19					
Raspberries Red	6 oz package	2.50-4.98	572	3.04		1.49-4.00	1,495	3.19		2.99	71	2.99	
Strawberries	1 lb package	2.88-3.99	109	3.31		0.99-3.99	395	2.46		1.49-3.99	188	2.12	
Strawberries	2 lb package					1.99	10	1.99					
Tangerines	per pound	1.79	68	1.79		0.99-1.99	82	1.57		1.48-2.48	14	1.76	
Tangerines	3 lb bag	0.34-5.99	805	3.68		2.99-5.99	722	4.64		3.49	136	3.49	
Tangerines	2 lb bag	1.99-3.00	291	2.83		1.50-3.00	216	2.76		2.79-2.97	155	2.96	
Watermelons Red Flesh Seedless Miniature	each	3.99	8	3.99		2.50	190	2.50					
Watermelons Red Flesh Seedless Miniature	per pound					0.79	23	0.79					
Watermelons Red Flesh Seedless Type	each	4.99	11	4.99		2.99-4.95	18	3.76					
Watermelons Red Flesh Seedless Type	per pound					0.33-0.79	152	0.50					
FRUITS - ORGANIC													
Apples Fuji	per pound					1.99-2.49	13	2.45		1.99	34	1.99	
Apples Fuji	3 lb bag					3.99	113	3.99					
Apples Gala	per pound	1.99-2.49	191	2.29		1.99-2.99	191	2.98		1.99	37	1.99	
Apples Gala	3 lb bag					3.99	113	3.99					
Apples	2 lb bag	3.49-4.98	66	3.90		3.49	225	3.49		3.49	15	3.49	

Wtd Avg - Simple weighted average



Commodity Variety	Unit	SOUTH CENTRAL U.S.				SOUTHWEST U.S.				NORTHWEST U.S.			
		Price Range	Stores with Ads	Wtd Avg Price	% Marked Local	Price Range	Stores with Ads	Wtd Avg Price	% Marked Local	Price Range	Stores with Ads	Wtd Avg Price	% Marked Local
Gala													
Apples Granny Smith	3 lb bag					3.99	113	3.99					
Apples Honeycrisp	per pound	2.47-4.19	228	3.05						2.47-4.39	24	4.23	
Apples Honeycrisp	2 lb bag	5.99	60	5.99		4.99	317	4.99					
Apples Paula Red	per pound					2.99	109	2.99					
Avocados Hass	each	1.25-2.00	348	1.57		1.25-2.50	477	2.03		1.25-2.50	227	2.39	
Bananas	per pound	0.69-0.99	232	0.70		0.99	260	0.99		0.99	215	0.99	
Blueberries	6 oz package	3.33-3.99	62	3.47		4.49-5.49	20	5.09					
Blueberries	1 pint package					3.98	146	3.98					
Grapes Black Seedless	per pound	2.48-2.49	247	2.49		2.48-2.79	255	2.61		2.99-3.99	153	3.20	
Grapes Red Seedless	per pound	1.49-3.99	458	2.66		2.48-3.99	713	3.26	36	2.49-3.99	350	2.96	
Grapes White Seedless Type	per pound	1.49-3.99	487	2.65		2.48-3.99	700	3.26	37	2.49-3.99	350	2.96	
Lemons	2 lb bag	4.99	335	4.99		5.99	317	5.99					
Mangoes	each					2.50-3.99	17	2.85		4.99	11	4.99	
Misc Berries Blackberries	5.6 - 6 oz package	3.99	8	3.99		3.33	109	3.33		3.34	22	3.34	
Nectarines Various Yellow Flesh Varieties	per pound									3.99	22	3.99	
Peaches Various Yellow Flesh Varieties	per pound	3.99	75	3.99						2.79-3.99	28	3.73	
Pears Bartlett	per pound	1.99-2.49	191	2.19		1.89-2.88	122	2.01		1.48-2.49	41	2.02	
Raspberries Red	6 oz package	3.99	73	3.99		3.33-5.49	385	3.85		4.99	22	4.99	
Strawberries	1 lb package	3.99	183	3.99		3.49-5.99	179	3.60					
Watermelons Red Flesh Seedless Miniature	each					5.99	152	5.99					
ONIONS AND POTATOES													
Onions, Dry Red	per pound	0.99-1.29	85	1.08		0.99	10	0.99		0.98	8	0.98	
Onions, Dry Red	2 lb bag	2.49	18	2.49		1.00	6	1.00					
Onions, Dry White	per pound	0.07-1.19	178	0.82		0.99	45	0.99		0.98	8	0.98	
Onions, Dry Yellow	per pound	0.77-1.49	150	1.09		0.49-0.99	310	0.81		0.79-0.99	46	0.96	
Onions, Dry Yellow	2 lb bag	2.49	18	2.49						1.50	9	1.50	
Onions, Dry Yellow	3 lb bag	2.48-2.99	177	2.67		3.88	11	3.88		3.88	28	3.88	
Onions, Dry Yellow Marked Sweet	per pound	1.19-1.49	498	1.32		1.29-1.49	542	1.41		0.98-1.29	149	1.27	7
Onions, Dry Yellow Marked Sweet	3 lb bag	3.49-3.99	27	3.74									
Potatoes Round Red	per pound	0.99	68	0.99		0.69-0.88	55	0.85		0.69-1.79	46	1.39	

Wtd Avg - Simple weighted average



Commodity Variety	Unit	SOUTH CENTRAL U.S.				SOUTHWEST U.S.				NORTHWEST U.S.			
		Price Range	Stores with Ads	Wtd Avg Price	% Marked Local	Price Range	Stores with Ads	Wtd Avg Price	% Marked Local	Price Range	Stores with Ads	Wtd Avg Price	% Marked Local
Potatoes Round Red	3 lb bag					3.00-5.00	14	4.00		3.99	36	3.99	
Potatoes Round Red	5 lb bag	2.99-4.99	65	4.50						4.49	5	4.49	
Potatoes Round White	per pound	1.29	17	1.29									
Potatoes Round White	3 lb bag					3.00	7	3.00					
Potatoes Russet	per pound	0.99-2.49	74	1.25		0.99-1.19	200	1.00		1.29	40	1.29	
Potatoes Russet	3 lb bag	0.99	47	0.99									
Potatoes Russet	5 lb bag	1.37-3.48	245	3.02		0.97-1.99	240	1.18		1.98-3.49	51	2.67	33
Potatoes Russet	10 lb bag	4.77	41	4.77						4.99	9	4.99	
Potatoes Russet	8 lb bag					0.99	10	0.99					
Potatoes Yellow Type	per pound					0.88	47	0.88		0.88-1.79	36	1.59	
Potatoes Yellow Type	3 lb bag					5.00	7	5.00		3.99	36	3.99	
Potatoes Yellow Type	5 lb bag	2.99-3.99	98	3.38						4.49	5	4.49	

ONIONS AND POTATOES - ORGANIC

Onions, Dry Red	2 lb bag					2.99	50	2.99					
Onions, Dry White	per pound					1.99	4	1.99					
Onions, Dry Yellow	per pound	1.19	82	1.19		1.19	18	1.19		1.19	19	1.19	
Onions, Dry Yellow Marked Sweet	per pound									1.49	11	1.49	100
Potatoes Round Red	per pound									1.49	6	1.49	
Potatoes Round Red	3 lb bag	3.50	5	3.50		2.00	1	2.00					
Potatoes Russet	per pound	1.79	82	1.79		1.77-1.79	22	1.79		1.79	19	1.79	
Potatoes Russet	3 lb bag	3.50	5	3.50									
Potatoes Yellow Type	per pound									1.49	6	1.49	
Potatoes Yellow Type	3 lb bag	3.50	5	3.50									

VEGETABLES

Artichokes	each	2.00	11	2.00									
Asparagus Green	per pound	2.99	167	2.99		1.29-4.99	527	3.32		2.99	123	2.99	
Beans Round Green Type	per pound	1.49	6	1.49		1.49-2.89	49	1.74		1.99-2.28	34	2.14	50
Broccoli	per pound					1.79	11	1.79					
Broccoli	per bunch	3.00	49	3.00									
Broccoli Crown Cut	per pound	1.29-1.99	622	1.65		0.99-1.99	1,277	1.60	20	1.29-1.69	38	1.49	
Brussels Sprouts	per pound	1.98-2.99	256	2.86		2.99	317	2.99		2.29-2.99	132	2.94	



Commodity Variety	Unit	SOUTH CENTRAL U.S.				SOUTHWEST U.S.				NORTHWEST U.S.			
		Price Range	Stores with Ads	Wtd Avg Price	% Marked Local	Price Range	Stores with Ads	Wtd Avg Price	% Marked Local	Price Range	Stores with Ads	Wtd Avg Price	% Marked Local
Beets	per pound					0.39-0.50	17	0.45					
Cabbage Round Green Type	per pound	0.50-0.79	212	0.64		0.33-0.89	238	0.53		0.68-0.99	178	0.92	10
Carrots	per pound	0.49-0.50	91	0.50		0.33-0.89	84	0.56		0.79-0.99	12	0.94	
Carrots	1 lb bag					0.59	50	0.59	100				
Carrots	2 lb bag	0.88-1.39	42	1.18		1.49	15	1.49		0.98-1.99	45	1.72	
Carrots	per bunch	0.60	11	0.60									
Carrots Baby Peeled	1 lb bag	0.99-1.34	130	1.17		0.88-1.25	820	1.01		0.88	206	0.88	
Carrots Baby Peeled	2 lb bag	2.29	6	2.29						2.49	5	2.49	
Cauliflower	each	3.00	49	3.00		2.50-2.99	169	2.55		2.79	23	2.79	
Cauliflower	per pound	1.29	48	1.29		0.89-2.69	1,062	1.63	24	0.98-2.69	215	1.48	5
Celery	each	0.99-1.29	126	1.13		0.69-2.00	321	1.27	16	0.98	8	0.98	
Celery	per pound					0.99-1.39	19	1.31		1.39	28	1.39	
Celery Hearts	each	2.49	6	2.49									
Cilantro	per bunch	0.32-0.69	440	0.48		0.40-1.50	983	0.77		0.50-1.50	249	1.40	
Corn-Sweet	each	0.33-0.34	149	0.34		0.40-1.25	308	0.50		0.75	17	0.75	100
Cucumbers	each	0.44-0.99	316	0.76		0.25-1.19	1,151	0.56		0.68-1.19	281	0.89	
Cucumbers	per pound									2.99	12	2.99	
Cucumbers Long Seedless-Greenhouse	each	0.97	22	0.97		0.95	35	0.95		1.79	23	1.79	
Garlic	per sleeve	1.39	68	1.39		0.50-1.99	200	0.57		1.50	8	1.50	
Greens Collard	per bunch	1.79	8	1.79									
Greens Kale	per bunch	1.39	25	1.39		0.99-1.49	316	1.00	3				
Greens Mustard	per bunch	1.79	8	1.79									
Greens Turnip Tops	per bunch	1.79	8	1.79									
Lettuce, Iceberg	each					0.99-1.99	29	1.46					
Lettuce, Other Red Leaf	each									1.69	40	1.69	
Lettuce, Romaine	each									2.49	6	2.49	
Lettuce, Romaine Hearts	3 count package					1.50-3.50	53	2.17		3.50	18	3.50	
Mushrooms Portobella	per pound									6.99	12	6.99	
Mushrooms White	8 oz package	1.50-2.00	101	1.81		3.49	9	3.49		1.58	19	1.58	
Onions Green	per bunch	0.67	34	0.67		1.50	260	1.50		1.50	206	1.50	
Peppers, Bell Type Green	per pound					0.99-1.29	46	1.06					
Peppers, Bell Type Green	each	0.44-0.99	211	0.69	21	0.69-1.39	378	0.86		0.69-1.39	303	0.91	
Peppers, Bell Type	per pound					1.29	10	1.29					

Wtd Avg - Simple weighted average



Commodity Variety	Unit	SOUTH CENTRAL U.S.				SOUTHWEST U.S.				NORTHWEST U.S.			
		Price Range	Stores with Ads	Wtd Avg Price	% Marked Local	Price Range	Stores with Ads	Wtd Avg Price	% Marked Local	Price Range	Stores with Ads	Wtd Avg Price	% Marked Local
Orange													
Peppers, Bell Type Orange	each	0.97-1.67	443	1.28		0.69-1.50	255	1.19		1.50-1.67	43	1.59	
Peppers, Bell Type Orange-Greenhouse	each	1.39-1.49	15	1.44									
Peppers, Bell Type Red	per pound					1.29-2.99	274	2.93					
Peppers, Bell Type Red	each	0.97-1.67	671	1.24		0.69-1.50	515	1.03		0.88-1.67	291	1.07	
Peppers, Bell Type Red-Greenhouse	each	1.39-1.49	15	1.44									
Peppers, Bell Type Yellow	per pound					1.29	10	1.29					
Peppers, Bell Type Yellow	each	0.97-1.67	501	1.30		0.69-1.50	255	1.19		1.25-1.67	85	1.53	
Peppers, Bell Type Yellow-Greenhouse	each	1.39-1.49	15	1.44									
Peppers, Other Jalapeno	per pound	0.99	194	0.99		0.50-1.99	249	0.73		0.98-1.99	54	1.51	
Peppers, Other Mixed Mini Sweet Types	1 lb package	3.89	6	3.89		1.99-3.89	240	2.51		3.00-4.99	36	3.60	
Peppers, Other Serrano	per pound	0.99	11	0.99		1.49	11	1.49		0.98	8	0.98	
Pumpkins	each	4.99-5.99	115	5.31	90								
Pumpkins Marked Large	each	4.99-5.00	60	4.99						0.49	5	0.49	
Pumpkins Marked Large	per pound									0.49	146	0.49	100
Pumpkins Marked Medium	each					5.00	260	5.00	100	0.49-5.00	211	4.89	98
Pumpkins Marked Small	each					3.00	113	3.00					
Pumpkins Miniature	each					1.25	113	1.25		0.99	146	0.99	
Pumpkins Pie Type	each	2.50	5	2.50									
Radishes	per bunch	1.49	145	1.49		1.19-1.50	275	1.48		1.19-1.50	234	1.46	
Salad Mixed Types	1 lb bag					1.79	7	1.79					
Salad Mixed Types	10 - 12 oz package	2.00-3.49	288	2.84		0.99-3.00	869	2.23		1.19-3.00	155	2.73	
Salad Mixed Types	5 - 9 oz package	2.00-3.00	355	2.87		1.99-3.00	679	2.58		3.00	132	3.00	
Spinach	per bunch	1.49	145	1.49						1.98	17	1.98	
Spinach Flat, Baby Type	8 oz package					1.50	45	1.50		2.99	36	2.99	
Squash Acorn	per pound	0.69-1.49	480	0.86	9					0.79-1.29	31	0.92	
Squash Butternut	per pound	0.69-1.49	480	0.86	9					0.99-1.29	11	1.15	
Squash Grey	per pound	0.49-0.88	55	0.68		0.79-1.99	94	0.96	9				
Squash Spaghetti	per pound	0.69-1.49	480	0.86	9					0.99-1.49	23	1.33	
Squash Yellow Crookneck/Straightneck	per pound	1.19-1.79	266	1.36	17	1.29-1.99	740	1.43	1	1.29-1.49	147	1.30	
Squash Zucchini	per pound	1.19-1.79	438	1.33	10	0.50-1.99	793	1.39	1	1.29-1.49	147	1.30	
Sweet Potatoes	per pound	0.50-1.29	422	0.79		0.69-1.59	55	0.80					

Wtd Avg - Simple weighted average



Commodity Variety	Unit	SOUTH CENTRAL U.S.				SOUTHWEST U.S.				NORTHWEST U.S.			
		Price Range	Stores with Ads	Wtd Avg Price	% Marked Local	Price Range	Stores with Ads	Wtd Avg Price	% Marked Local	Price Range	Stores with Ads	Wtd Avg Price	% Marked Local
Tomatoes	per pound	0.79	68	0.79		0.79-2.99	985	2.01	68				
Tomatoes Vine Ripes	per pound	2.49	116	2.49		0.88-1.99	246	1.75					
Tomatoes Vine Ripes-Greenhouse	per pound	1.39	45	1.39						1.29	6	1.29	
Tomatoes Vine Ripes, On The Vine-Greenhouse	per pound	0.88-2.29	772	1.41		0.69-2.99	410	1.24		0.88-1.99	269	1.38	
Tomatoes, Cherry	1 pint package	2.50	8	2.50									
Tomatoes, Grape Type	1 pint package	2.00	6	2.00		1.50-2.49	183	2.43		1.50-2.50	33	1.80	
Tomatoes, Grape Type	10 oz package	1.79-3.00	318	2.46		3.99	152	3.99		2.50	20	2.50	
Tomatoes, Plum Type Roma	per pound	0.87-1.69	323	1.01		0.50-2.49	768	1.20		0.88-1.58	245	0.95	
Tomatillos	per pound					0.50-2.50	112	0.70					
Vegetables Other Cactus Leaf (Nopales)	per pound	0.49-0.98	21	0.72		1.29	11	1.29		1.29	18	1.29	
VEGETABLES - ORGANIC													
Broccoli	per pound									2.98	17	2.98	100
Broccoli Baby Hybrid Type	per bunch					2.50	17	2.50		3.99	22	3.99	
Carrots	2 lb bag									1.98	3	1.98	
Carrots	per bunch									2.98-2.99	32	2.98	53
Carrots Baby Peeled	1 lb bag	1.50-1.69	50	1.67		1.50-2.50	53	2.29		1.50	43	1.50	
Cauliflower	per pound					1.49	50	1.49	100	1.99	21	1.99	
Celery	each					1.99-2.49	192	2.46		1.50-1.99	24	1.64	29
Celery	per pound									0.99	1	0.99	
Celery Hearts	each	2.50	11	2.50		2.50	27	2.50		1.50-3.29	164	3.09	
Cucumbers	each					1.29-1.49	183	1.48		1.49	7	1.49	100
Cucumbers Long Seedless-Greenhouse	each					2.49	113	2.49					
Greens Kale	per bunch	1.50	99	1.50		0.99-2.00	225	1.77	22				
Greens Swiss Chard	per bunch					2.69	9	2.69					
Lettuce, Other Boston-Greenhouse	each					2.50	113	2.50					
Lettuce, Other Green Leaf	each	1.79	82	1.79		1.79	18	1.79		1.79	19	1.79	
Lettuce, Other Red Leaf	each	1.79	82	1.79		1.79	18	1.79		1.79	19	1.79	
Lettuce, Romaine	each					1.99-2.00	38	2.00	68				
Lettuce, Romaine Hearts	3 count package	3.49-3.99	183	3.81									
Mushrooms Portobella	per pound	5.99	82	5.99		5.99	18	5.99		5.99-7.99	30	6.72	37
Mushrooms	8 oz	2.50	11	2.50									

Wtd Avg - Simple weighted average



Commodity Variety	Unit	SOUTH CENTRAL U.S.				SOUTHWEST U.S.				NORTHWEST U.S.			
		Price Range	Stores with Ads	Wtd Avg Price	% Marked Local	Price Range	Stores with Ads	Wtd Avg Price	% Marked Local	Price Range	Stores with Ads	Wtd Avg Price	% Marked Local
Portobella	package												
Mushrooms White	8 oz package	2.99-3.69	92	3.33									
Onions Green	per bunch									1.48	17	1.48	100
Peppers, Bell Type Red	per pound									3.99-4.99	32	4.33	34
Peppers, Bell Type Red	each	1.99	5	1.99									
Peppers, Other Jalapeno	per pound	3.69	82	3.69		3.69	18	3.69		3.69	19	3.69	
Peppers, Other Mixed Mini Sweet Types	1 lb package									3.99	20	3.99	
Pumpkins Pie Type	per pound	1.49	172	1.49									
Salad Mixed Types	1 lb bag					4.99-5.00	717	5.00					
Salad Mixed Types	5 - 9 oz package	3.49-3.99	377	3.57		3.50-3.79	164	3.53		2.49-3.79	165	2.64	
Spinach Flat, Baby Type	5 - 6 oz package	3.49	188	3.49		3.50	146	3.50					
Squash Acorn	per pound	0.99-1.49	177	1.48		0.99-1.49	368	1.47		1.49-1.59	22	1.49	
Squash Butternut	per pound	0.99-1.49	177	1.48		0.99-1.49	385	1.47	4	1.29-1.59	69	1.47	10
Squash Spaghetti	per pound	0.99-1.49	177	1.48		0.99-1.49	372	1.47		1.49-1.59	22	1.49	
Squash Zucchini	per pound	1.69	82	1.69		1.69-2.59	30	2.05		1.69	19	1.69	
Sweet Potatoes	per pound					2.29	8	2.29					
Tomatoes	per pound	2.59	82	2.59		1.99-2.99	109	2.80		2.59	19	2.59	
Tomatoes Vine Ripe - Heirloom Varieties-Greenhouse	per pound					4.49	8	4.49		3.48-4.99	31	4.06	
Tomatoes Vine Ripes, On The Vine-Greenhouse	per pound	2.48	11	2.48		2.99	113	2.99					
Tomatoes, Grape Type	10 oz package	3.49	229	3.49									
Tomatoes, Plum Type Roma	per pound					2.99-4.99	261	3.00		2.99	206	2.99	
OTHER SPECIALTY CROPS ITEMS													
Hemp Seeds-Shelled	8 oz package					9.49	109	9.49					
OTHER SPECIALTY CROPS ITEMS - ORGANIC													
Hemp Protein	16 oz package	19.09	75	19.09		13.99	109	13.99		15.49	22	15.49	
Hemp Seeds-Shelled	8 oz package	10.19	75	10.19									
Hemp Seeds-Shelled	12 oz package					15.99	109	15.99					
SEASONAL ITEMS													
Chayote	per pound	0.50-0.69	79	0.53		0.79-0.99	55	0.83		0.99	18	0.99	

Wtd Avg - Simple weighted average



Commodity Variety	Unit	SOUTH CENTRAL U.S.				SOUTHWEST U.S.				NORTHWEST U.S.			
		Price Range	Stores with Ads	Wtd Avg Price	% Marked Local	Price Range	Stores with Ads	Wtd Avg Price	% Marked Local	Price Range	Stores with Ads	Wtd Avg Price	% Marked Local
Potted Plants Chrysanthemum	6 inch pot					8.99-11.99	203	11.80		5.98-14.99	18	13.49	17
Potted Plants Chrysanthemum	8 inch pot	3.99-6.99	285	4.58									
Rose, Hybrid Tea	bunched 12s	10.00	8	10.00						12.99	9	12.99	

Commodity Variety	Unit	ALASKA U.S.				HAWAII U.S.			
		Price Range	Stores with Ads	Wtd Avg Price	% Marked Local	Price Range	Stores with Ads	Wtd Avg Price	% Marked Local
FRUITS									
Apples Fuji	per pound	2.49	7	2.49					
Apples Gala	per pound	1.69-2.49	10	2.28					
Apples Gala	3 lb bag					5.39	6	5.39	
Apples Gala	5 lb bag	7.99	11	7.99					
Apples Golden Delicious	per pound	1.69	2	1.69					
Apples Granny Smith	5 lb bag	7.99	11	7.99					
Apples Honeycrisp	per pound	1.99	28	1.99		2.29-2.49	27	2.45	
Apples, Processed Juice Marked Cider	64 oz (1/2 gallon)	5.99	2	5.99					
Apples, Processed Juice Marked Cider	128 oz (1 gallon)	8.49-9.99	13	8.72					
Avocados Hass	each	1.50-2.50	22	2.00		1.49	4	1.49	
Bananas	per pound					1.29	4	1.29	
Blueberries	6 oz package	2.50	37	2.50		3.49	4	3.49	
Blueberries	18 oz package	6.99	1	6.99					
Cantaloups	per pound	1.19	1	1.19		1.29	21	1.29	100
Fruit, Other Apple Pears	per pound					2.49	23	2.49	
Grapefruit Red	each	1.25	7	1.25					
Grapes Black Seedless	per pound	2.49	26	2.49					
Grapes Red Globe	per pound					3.49	6	3.49	
Grapes Red Seedless	per pound	2.49-3.19	40	2.67		1.99-3.19	30	3.02	
Grapes White Seedless Type	per pound	2.49-3.19	40	2.67		1.99-3.19	26	3.05	
Honeydews	per pound					1.99	6	1.99	100

Wtd Avg - Simple weighted average



Commodity Variety	Unit	ALASKA U.S.				HAWAII U.S.			
		Price Range	Stores with Ads	Wtd Avg Price	% Marked Local	Price Range	Stores with Ads	Wtd Avg Price	% Marked Local
Kiwifruit Hayward	each					0.99	21	0.99	
Mangoes	each	2.00	12	2.00					
Mangoes	per pound					2.49-3.99	25	3.75	
Misc Berries Blackberries	5.6 - 6 oz package	3.99	1	3.99					
Oranges Navel	per pound	1.79-2.49	60	2.18					
Oranges Valencia	per pound					2.39	6	2.39	
Papaya Maradol/Tainung Types	per pound					2.19	21	2.19	100
Peaches Various Yellow Flesh Varieties	per pound					2.69	3	2.69	
Pears Bartlett	per pound	1.79-2.49	59	2.18					
Pears Bosc	per pound	1.79	26	1.79					
Pears D'Anjou	per pound	1.79	26	1.79					
Plums Interspecific Type	per pound					4.99	26	4.99	
Pomegranates	each	1.99-3.50	13	3.27					
Raspberries Red	6 oz package	2.99-4.19	4	3.29		2.99	6	2.99	
Strawberries	1 lb package	2.50-5.79	49	3.46					
Tangerines	3 lb bag	7.99	11	7.99					
Tangerines	2 lb bag					4.89-4.99	7	4.93	
Watermelons Red Flesh Seedless Type	per pound					0.89	23	0.89	100
FRUITS - ORGANIC									
Apples Fuji	per pound					1.99	4	1.99	
Apples Gala	per pound	2.49	26	2.49		1.99	4	1.99	
Apples Honeycrisp	per pound	3.49	11	3.49		4.39	4	4.39	
Grapes Black Seedless	per pound	3.99	11	3.99					
Grapes Red Seedless	per pound	3.99	11	3.99		3.99	4	3.99	
Grapes White Seedless Type	per pound	3.99	11	3.99		3.99	4	3.99	
Lemons	each	1.29	1	1.29					
Misc Berries Blackberries	5.6 - 6 oz package					3.34	4	3.34	
Nectarines Various Yellow Flesh Varieties	per pound					3.99	4	3.99	
Peaches Various Yellow Flesh Varieties	per pound					3.99	4	3.99	

Wtd Avg - Simple weighted average



Commodity Variety	Unit	ALASKA U.S.				HAWAII U.S.			
		Price Range	Stores with Ads	Wtd Avg Price	% Marked Local	Price Range	Stores with Ads	Wtd Avg Price	% Marked Local
Pears Bartlett	per pound					2.49	4	2.49	
Raspberries Red	6 oz package					4.99	4	4.99	
ONIONS AND POTATOES									
Onions, Dry Red	per pound					1.99	6	1.99	
Onions, Dry Yellow	per pound	0.99-1.19	3	1.06					
Onions, Dry Yellow Marked Sweet	per pound	1.79	11	1.79					
Potatoes Round Red	per pound	0.99	26	0.99		1.49-1.59	26	1.58	
Potatoes Round Red	5 lb bag	5.49	2	5.49					
Potatoes Russet	per pound	0.99	26	0.99					
Potatoes Russet	5 lb bag	3.99-4.00	12	4.00					
Potatoes Yellow Type	per pound	0.99	26	0.99		1.49-1.59	26	1.58	
Potatoes Yellow Type	3 lb bag	7.49	33	7.49					
Potatoes Yellow Type	5 lb bag	5.49	2	5.49					
VEGETABLES									
Asparagus Green	per pound	3.99	11	3.99					
Broccoli Crown Cut	per pound					1.99-2.59	7	2.25	
Brussels Sprouts	per pound	2.89-3.99	18	3.56					
Cabbage Round Green Type	per pound	1.49	7	1.49		1.19	4	1.19	
Carrots Baby Peeled	1 lb bag					1.49-1.99	10	1.79	
Carrots Baby Peeled	2 lb bag	2.79-3.59	3	3.06					
Cauliflower	per pound	1.89	11	1.89					
Celery	each	1.99	1	1.99					
Celery	per pound					0.89	4	0.89	
Cucumbers Long Seedless-Greenhouse	each	2.19	11	2.19					
Lettuce, Iceberg	each	1.99-3.99	59	3.11					
Lettuce, Other Green Leaf	each	1.99	26	1.99					
Lettuce, Other Red Leaf	each	1.99	26	1.99					
Lettuce, Romaine	each	1.99	26	1.99					
Lettuce, Romaine Hearts	3 count package	6.99	33	6.99		3.79	4	3.79	
Mushrooms	8 oz	2.50	1	2.50		3.99	4	3.99	

Wtd Avg - Simple weighted average



Commodity Variety	Unit	ALASKA U.S.				HAWAII U.S.			
		Price Range	Stores with Ads	Wtd Avg Price	% Marked Local	Price Range	Stores with Ads	Wtd Avg Price	% Marked Local
White	package								
Peppers, Bell Type Green	per pound					2.39	6	2.39	100
Peppers, Bell Type Orange	each	1.50-1.67	44	1.64					
Peppers, Bell Type Red	each	1.50-1.67	44	1.64					
Peppers, Bell Type Yellow	each	1.50-1.67	44	1.64					
Peppers, Other Jalapeno	per pound	1.99	26	1.99					
Peppers, Other Mixed Mini Sweet Types	1 lb package	4.99	33	4.99					
Pumpkins	per pound	0.69	2	0.69					
Pumpkins Marked Large	per pound					0.89	21	0.89	
Salad Mixed Types	10 - 12 oz package	1.59-3.50	48	2.07					
Salad Mixed Types	5 - 9 oz package	1.67-3.50	37	2.21					
Squash Acorn	per pound	1.29	2	1.29		1.89	6	1.89	
Squash Butternut	per pound	1.29	2	1.29		1.89	6	1.89	
Squash Spaghetti	per pound	1.29	2	1.29		1.89	6	1.89	
Squash Yellow Crookneck/Straightneck	per pound	1.79	11	1.79					
Squash Zucchini	per pound	1.79	11	1.79		1.99	23	1.99	
Sweet Potatoes	per pound					2.79	6	2.79	
Tomatoes	per pound					2.29-3.19	25	3.05	84
Tomatoes Vine Ripes, On The Vine-Greenhouse	per pound	2.49	11	2.49		2.69	23	2.69	
Tomatoes, Grape Type	10 oz package					2.59	4	2.59	
Tomatoes, Plum Type Roma	per pound	1.99	1	1.99					
VEGETABLES - ORGANIC									
Broccoli	per pound	2.69	26	2.69					
Broccoli Baby Hybrid Type	per bunch					3.99	4	3.99	
Cauliflower	per pound	2.69	26	2.69					
Cucumbers	each	1.50	1	1.50					
Lettuce, Romaine	each	3.49	1	3.49					
Tomatoes, Cherry	1 pint package	3.89	1	3.89					
Tomatoes, Grape Type	1 pint package	3.89	1	3.89					
Tomatoes, Plum Type Roma	per pound	2.49	26	2.49					

Wtd Avg - Simple weighted average



Commodity Variety	Unit	ALASKA U.S.				HAWAII U.S.			
		Price Range	Stores with Ads	Wtd Avg Price	% Marked Local	Price Range	Stores with Ads	Wtd Avg Price	% Marked Local
OTHER SPECIALTY CROPS ITEMS - ORGANIC									
Hemp Protein	16 oz package					15.49	4	15.49	

REGIONAL DEFINITIONS

As used in this report, regions include the following states:

NORTHEAST U.S.	Connecticut, Delaware, Massachusetts, Maryland, Maine, New Hampshire, New jersey, New York, Pennsylvania, Rhode Island and Vermont
SOUTHEAST U.S.	Alabama, Florida, Georgia, Mississippi, North Carolina, South Carolina, Tennessee, Virginia and West Virginia
MIDWEST U.S.	Iowa, Illinois, Indiana, Kentucky, Michigan, Minnesota, North Dakota, Nebraska, Ohio, South Dakota and Wisconsin
SOUTH CENTRAL U.S.	Arkansas, Colorado, Kansas, Louisiana, Missouri, New Mexico, Oklahoma, and Texas
SOUTHWEST U.S.	Arizona, California, Nevada and Utah
NORTHWEST U.S.	Idaho, Montana, Oregon, Washington, and Wyoming
ALASKA U.S.	Alaska
HAWAII U.S.	Hawaii