



# Specialty Crops Market News Division U.S. Mexico Canada Agreement Seasonal Perishable Products Weekly Update

Agricultural Marketing Service

Issued Weekly

Friday, October 28, 2022

## **Update for Week of October 23 - 28, 2022**

This report provides trend analysis of the volume and prices of Seasonal Perishable commodities. Volume represents current week and prices represent open (spot) market sales by first handlers on product of generally good quality and condition unless otherwise stated and may include promotional allowances or other incentives. The charts provide graphic representation of the volume and prices of the major commodities this week based on seasonal volume.

Seasonal changes have led to a shift in the commodities of interest for this report. Blueberries have replaced asparagus, as the number of growing areas for shipping blueberries continues to grow while supplies of asparagus are going through an unseasonable harvest gap. This list will be revisited regularly to maintain an accurate representation of the current trade situation affecting shippers of perishable commodities in North America.

Peru imports of blueberries through Philadelphia and New York City area ports of entry are expected to decrease as a few growers are finished for the season. Trading fairly slow with prices lower. Flats 12 1-pint cups with lids large 14.00-18.00, 6-ounce large mostly 12.00-14.00. Quality variable. Movement of blueberries through Arizona, California and Texas are expected about the same. Trading slow. Prices generally unchanged. Flats 12 6-ounce cups with lids large mostly 10.00. Quality variable. Peru imports of blueberries through Southern California ports of entry movement expected to decrease as some growers are finished for the season. Trading fairly slow with prices lower. Flats 12 1-pint cups with lids large 16.00-20.00. Quality variable.

Movement of avocado crossings from Mexico through Texas is expected to remain about the same. Trading fairly slow. Prices 70s generally unchanged, others lower. Cartons 2-layer Hass 32-36s mostly 27.25-28.25, 40-48s range between 27.25-29.25. Extra services included.

Cucumber movement from Mexico crossings through Otay Mesa, California is expected to decrease seasonally. Trading active with prices higher. 1 1/9-bushel cartons medium 28.95-30.95, large mostly 26.95-28.95 and cartons 36s mostly 16.95. Quality variable. Movement of cucumbers from Mexico crossings through Texas is expected about the same. Trading early fairly active, late active. Prices medium higher, large slightly higher. 1 1/9-bushel cartons medium mostly 26.95-28.95, large mostly 28.95-30.95. Most present shipments from prior bookings and/or previous commitments. Quality is variable. Movement of cucumber in Central and South Florida are expected to increase slowly beginning next week. Expect sufficient volume and number of shippers for the first F.O.B. report in the middle of November to the end of November. Hurricane Ian destroyed many growing areas, and a replanting of cucumbers was necessary. Cucumber movement from Mexico crossings through Nogales, Arizona is expected to increase seasonally. Trading very active. Prices medium much higher, 36s higher, others slightly higher. 1 1/9-bushel cartons medium mostly 28.95-30.95, large 28.95-30.95 and cartons 36s mostly 14.95-16.95. Quality variable. Cucumber movement out of South Georgia is expected to increase. Trading moderate. Prices medium generally unchanged, others lower. Waxed 1 1/9-bushel cartons/crates medium 28.35-30.85 and cartons 24s 14.35-16.85. Quality generally good.

For more information on:

- [Shipping Point Report Details](#)
- [Movement Report Details](#)
- [Generating Custom Reports](#)

For assistance please contact: [jeff.main@usda.gov](mailto:jeff.main@usda.gov)

[Custom Average Tool \(CAT\) Graphing tool and aggregated data source.](#)

Movement of green bell peppers out of San Joaquin Valley California is expected to remain about the same. Trading early active, late very active. Prices slightly higher. 1 1/9-bushel cartons extra-large mostly 22.95-25.95 and large mostly 22.95-24.95. Later in the week demand remained very active and prices were higher. Quality is generally good.

Movement of green bell peppers out of Coachella Valley California has begun with light harvest and is expected to increase seasonally. Unofficial prices from trade sources 25-pound jumbo 28.95, extra-large mostly 28.95-30.95, large mostly 24.95-26.95. The first F.O.B. report is expected to be issued the week of October 23<sup>rd</sup>. Quality is expected to be generally good.

Movement of green bell peppers out of South Georgia shipments are expected to remain about the same. Trading fairly active. Prices extra-large fair quality higher, others generally unchanged. 1 1/9-bushel cartons/crates green jumbo mostly 22.35-22.85, extra-large 20.35-22.85 and large 20.35-20.85. Quality generally good.

Green bell peppers out of Central and South Florida movement are expected to begin with light shipments within 3-5 days. Expect sufficient volume and number of shippers for first F.O.B. report within 5-8 days.

Tomato movement from Mexico crossings through Texas is expected to remain about the same. Trading active. Prices 5x5s slightly higher, others generally unchanged. Vine ripers cartons 2-layer 4x4-4x5s mostly 24.95-26.95 and 5x5s mostly 24.95. Quality generally good.

Central District California movement of tomatoes is expected to decrease sharply as most shippers are finished for the season. Supplies insufficient and in too few hands to establish a market. Lighter shipments are expected to continue through November 5<sup>th</sup>. Quality generally good. The last F.O.B. report was issued this week.

Movement of tomatoes out of Eastern Tennessee and Virginia Eastern Shore is expected to decrease sharply as most shippers are finished for the season. Trading is very active with prices higher. All supplies are being shipped from the gas room as most growers have finished harvesting. Quality is being reported as generally good. A last F.O.B. report was issued this week.

Tomato movement out of Alabama is expected to decrease sharply as most growers have finished for the season. Supplies insufficient and in too few hands to establish a market. Few supplies remain in the gas room. Quality generally good. The last F.O.B. report was issued this week.

Movement of tomatoes from Mexico crossing through Otay Mesa, California is expected to decrease seasonally. Trading active. Prices slightly higher. Vine ripers cartons 2-layer 4x4-4x5s mostly 25.95-26.95, 5x5-5x6s mostly 23.95-24.95. Supplies light. Quality variable.

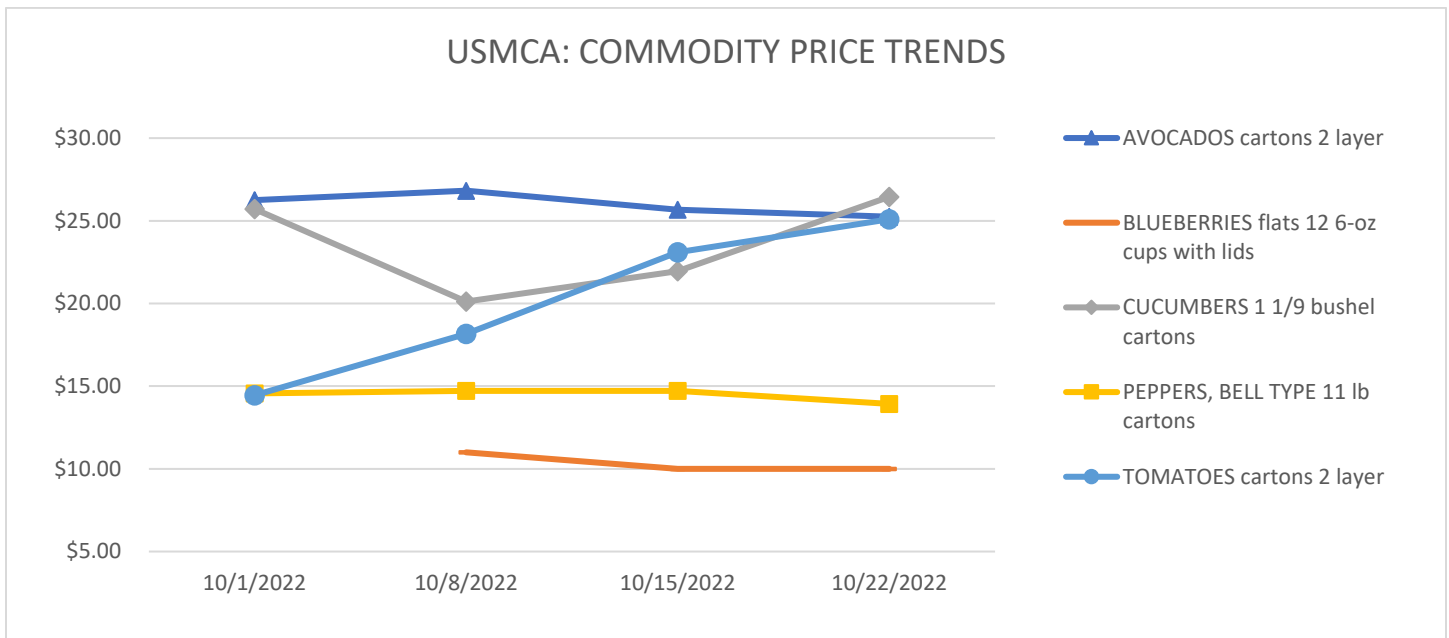
Tomato movement out of Florida West District is expected to remain about the same. Trading very active. Prices higher. Prices 5x6 size 26.95-30.00, 6x6-6x7 size 26.95-28.95. Light supplies are expected to continue through the duration of the season. Prices are expected to be higher each week. Quality generally good.

Tomato movement out of Central and South Florida is expected to increase very gradually and supplies will be very light due to the crop damage caused by Hurricane Ian. When harvest resumes it will be very light and mostly grade out less than a number two product. The few growers available are trying to salvage as much as they can.

The following table provides a four-week price trend of the highest traded commodities this week.

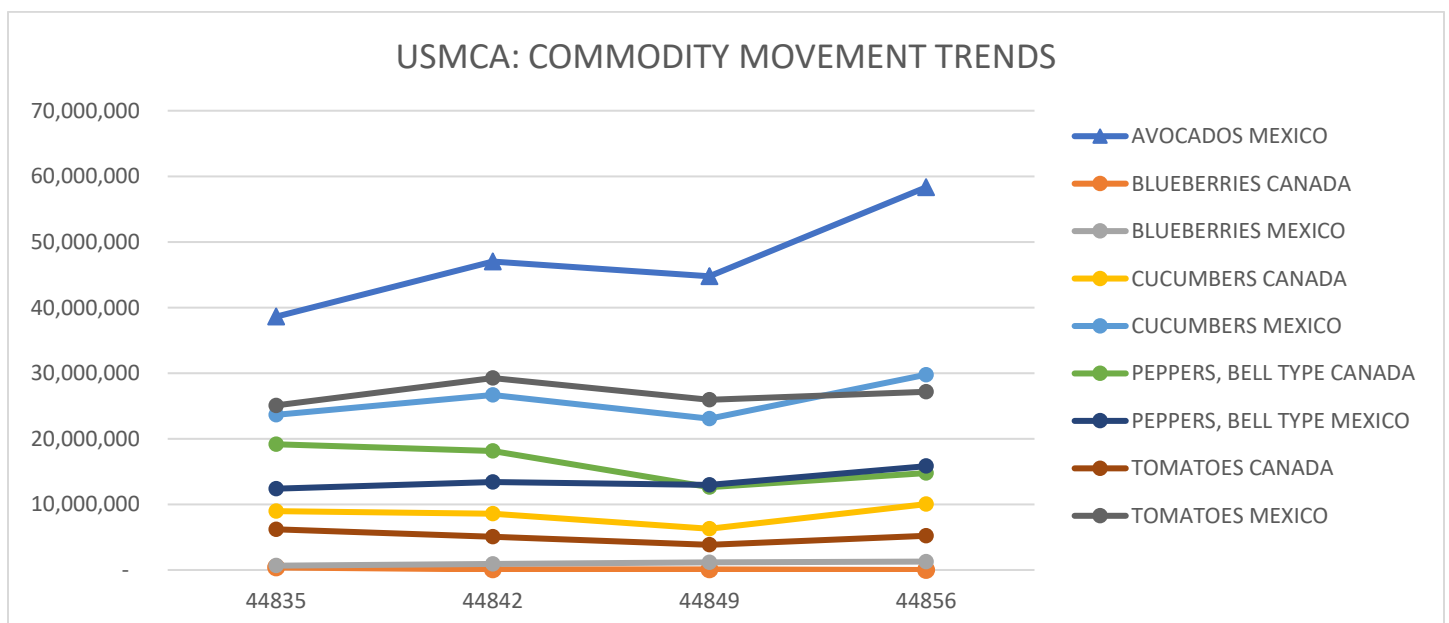
#### Four Week Price Trend in U.S. Dollars

Commodity	Package	10/1/2022	10/8/2022	10/15/2022	10/22/2022
AVOCADOS	cartons 2 layer	\$ 26.25	\$ 26.82	\$ 25.68	\$ 25.25
BLUEBERRIES	flats 12 6-oz cups with lids		\$ 11.00	\$ 10.00	\$ 10.00
CUCUMBERS	1 1/9-bushel cartons	\$ 25.70	\$ 20.12	\$ 21.95	\$ 26.45
PEPPERS, BELL TYPE	11 lb. cartons	\$ 14.57	\$ 14.71	\$ 14.71	\$ 13.93
TOMATOES	cartons 2 layer	\$ 14.45	\$ 18.16	\$ 23.09	\$ 25.09

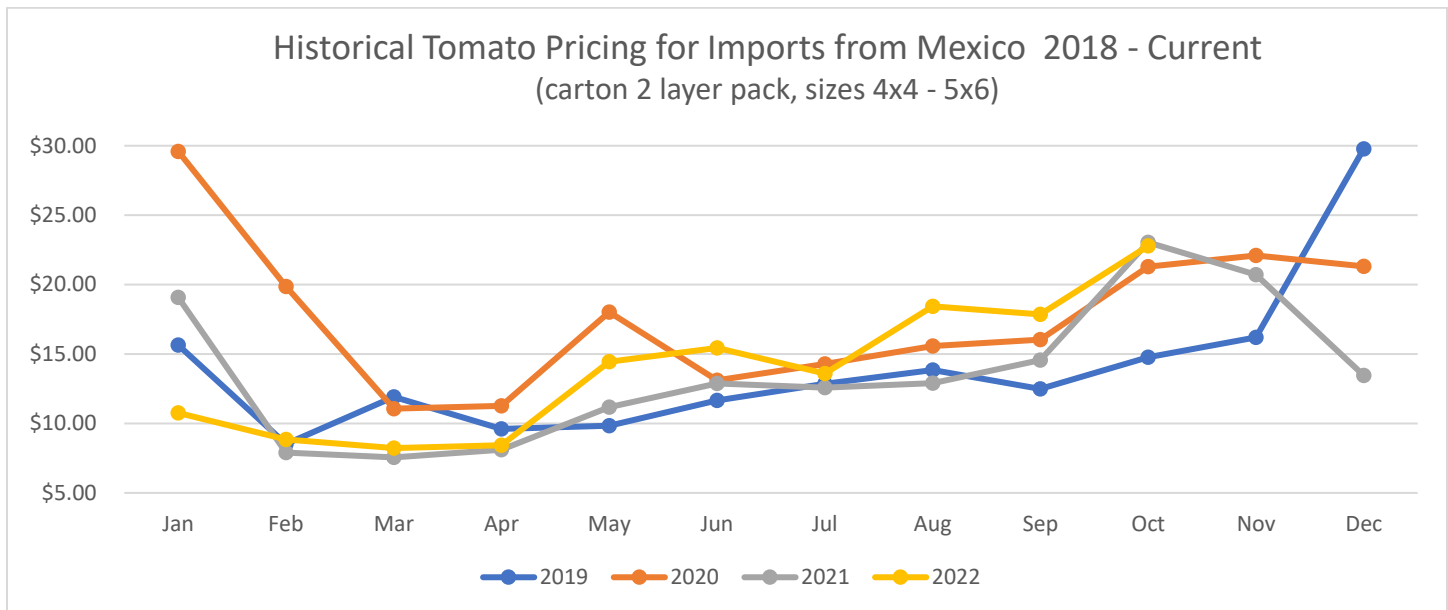


### Four Week Movement in Pounds

COMMODITY	ORIGIN	10/1/2022	10/8/2022	10/15/2022	10/22/2022
AVOCADOS	MEXICO	38,611,832	47,027,289	44,759,439	58,332,954
BLUEBERRIES	CANADA	379,242	108,189	74,366	108
	MEXICO	654,719	897,744	1,167,226	1,278,531
CUCUMBERS	CANADA	8,964,684	8,587,225	6,281,436	10,037,666
	MEXICO	23,627,351	26,672,959	23,063,859	29,768,819
PEPPERS, BELL TYPE	CANADA	19,161,202	18,156,482	12,619,982	14,761,992
	MEXICO	12,391,494	13,380,876	12,940,944	15,818,781
TOMATOES	CANADA	6,195,174	5,058,042	3,833,911	5,189,131
	MEXICO	25,086,242	29,252,519	25,915,909	27,141,587



The following chart, *Historical Tomato Pricing for Imports from Mexico*, is a four-year view of Mexican tomato prices at shipping point. Tomatoes are shown as they are the most consistently traded year-round. They have the highest volume of product moving between the U.S., Mexico, and Canada, along with a high level of market coverage of tomatoes by USDA Market News.



To be regarded as "seasonal and perishable," agricultural products must meet the following conditions: (1) the products are fresh or chilled products falling under the following HS2002 tariff codes: 0701, 0702, 0703, 0704, 0705, 0706, 0707, 0708, 0709, 0803, 0804, 0805, 0806, 0807, 0808, 0809, 0810; (2) the products are marketed in raw form for consumption without "further processing" ("further processing" refers to e.g. crushing, juicing, canning, or any other process that transforms the product from its raw form); and (3) the products normally are marketed within eight weeks after harvesting.

For information on the imported volume and prices of the remaining Seasonal and Perishable commodities listed below please visit: <https://www.marketnews.usda.gov/mnp/fv-home>

- Potatoes
- Tomatoes
- Onions, shallots, garlic, leeks, and other alliaceous vegetables
- Cabbages, cauliflower, kohlrabi, kale, and similar edible brassicas
- Lettuce (*Lactuca sativa*) and chicory (*Cichorium* spp.)
- Carrots, turnips, salad beets (salad beetroot), salsify, celeriac, radishes, and similar edible roots
- Cucumbers, including gherkins
- Leguminous vegetables, shelled or unshelled
- Other vegetables, fresh or chilled: asparagus, eggplants, celery, mushrooms and truffles, peppers (*Capsicum* or of the genus *Pimenta*), spinach, artichokes, olives, pumpkins, squash, and gourds
- Bananas and plantains
- Dates, figs, pineapples, avocados, guavas, mangoes, and mangosteens
- Citrus fruit
- Grapes
- Melons (including watermelons) and papayas (papaws)
- Apples, pears, and quinces
- Apricots, cherries, peaches (including nectarines), plums (including prune plums) and sloes
- Other fruit: strawberries, raspberries, blackberries, mulberries, loganberries, black, white, or red currants and gooseberries (other than kiwifruit), cranberries, blueberries, and other fruits of the genus *Vaccinium*, kiwifruit, durians, persimmons,
- Other berries; tamarinds