



# Specialty Crops Market News Division U.S. Mexico Canada Agreement Seasonal Perishable Products Weekly Update

Agricultural Marketing Service

Issued Weekly

Friday, November 25, 2022

## **Update for Week of November 20 - 26, 2022**

This report provides trend analysis of the volume and prices of Seasonal Perishable commodities. Volume represents current week and prices represent open (spot) market sales by first handlers on product of generally good quality and condition unless otherwise stated and may include promotional allowances or other incentives. The charts provide graphic representation of the volume and prices of the major commodities this week based on seasonal volume.

As Florida's tomato industry begins to rebound, the headlines coming out of Florida are "not all is lost". Tomato growers in Florida are moving forward after Hurricane Ian's aftermath. Even though central Florida took the brunt of the storm, replanting has begun, and the weather is looking favorable. Volume is expected to get back to normal towards the end of the year to early next year. Farmers expect for quality and sizing to improve as the season gets fully underway. As a result, tomato markets are expected to be higher than normal when compared to previous years. According to Florida Department of Agriculture and Consumers Services, Florida growers shipped an estimated 608 million pounds of tomatoes in 2021, up from 596 million pounds in 2020. Tomato revenues bring billions of dollars to the state and create thousands of jobs in the farming industry. Crop losses are estimated between 10% to 15% with no specific breakdown available, according to Florida Department of Agriculture. This year's revenues are expected to be down due to damage caused by the storms. This year is another reminder of what farmers have to deal with on a daily basis. Weather and unforeseen events are just some of the challenges facing the produce industry.

Peru imports of blueberries through Philadelphia and New York City area ports of entry are expected to decrease as few growers are finished for the season that is past its peak. Trading moderate with prices higher. Flats 12 1-pint cups with lids large 14.00-16.00, 6-ounce large mostly 12.00-14.00. Quality variable. Movement of blueberries through Arizona, California and Texas is expected to increase. Trading early moderate, late slow. Prices generally unchanged. Flats 12 6-ounce cups with lids large mostly 8.00-10.00. Quality variable. Peru imports of blueberries through Southern California ports of entry movement expected to decrease as few growers are finished for the season that is past its peak. Trading moderate with prices higher. Flats 12 1-pint cups with lids large 13.00-18.00. Quality variable.

Movement of avocado crossing from Mexico through Texas is expected to remain about the same. Trading fairly slow with prices lower. Cartons 2-layer Hass 32-36s mostly 24.25-25.25 and 40-48s mostly 23.25-25.25. Extra services included.

Movement of cucumbers from Mexico crossings through Texas is expected to remain about the same. Trading moderate with prices lower. 1 1/9-bushel cartons medium mostly 14.95-16.95, large mostly 14.95-15.95. Most present shipments from prior bookings and/or previous commitments. Quality is variable. Movement of cucumber in Central and South Florida are expected to increase. Trading moderate with prices lower. Waxed 1 1/9-bushel cartons medium mostly 16.35-16.85 and cartons 24s 5.35-6.85. Supplies are light to fairly light and demand good later in the week. Quality generally good. Cucumber movement from Mexico crossing through Nogales, Arizona is expected to increase seasonally. Trading slow with prices lower. 1 1/9-bushel cartons medium and large mostly 14.95-16.95 and cartons 36s mostly 7.95-

For more information on:

- [Shipping Point Report Details](#)
- [Movement Report Details](#)
- [Generating Custom Reports](#)

For assistance please contact: [jeff.main@usda.gov](mailto:jeff.main@usda.gov)

[Custom Average Tool \(CAT\) Graphing tool and aggregated data source.](#)

8.95. Quality variable. Cucumber movement out of South Georgia is expected to decrease as most shippers are finished for the season and cooler weather is slowing down volume. Lighter shipments are expected through the end of November. Quality generally good. The last F.O.B. report was issued this week.

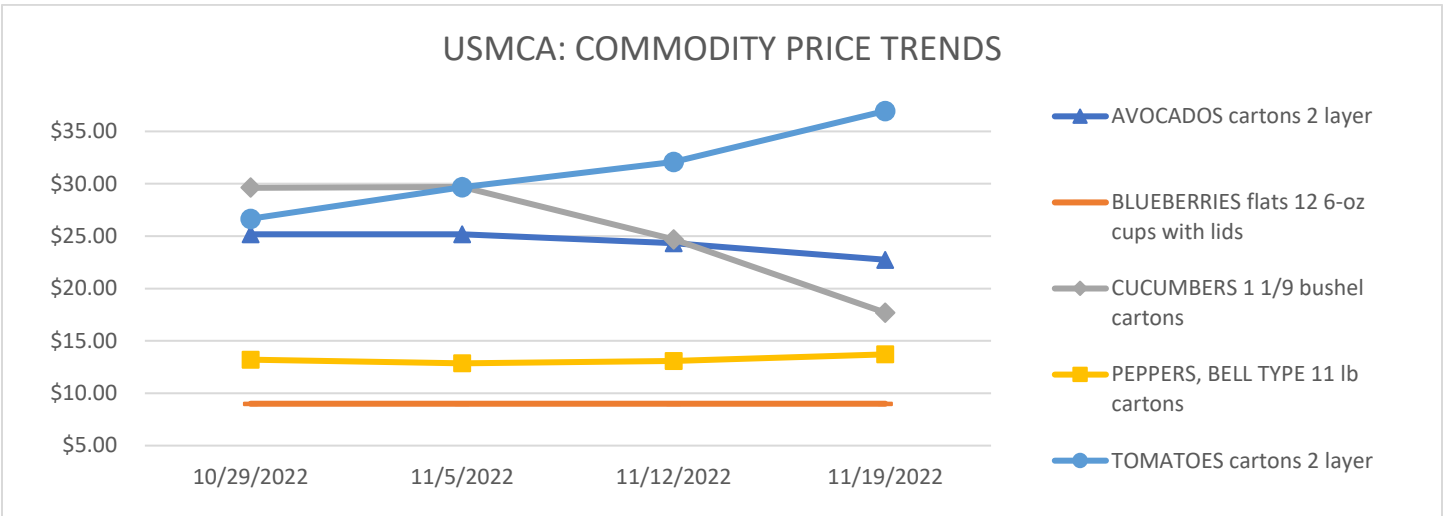
Movement of green bell peppers out of Coachella Valley California is expected to decrease seasonally. Trading very active at slightly lower prices. 1 1/9-bushel cartons green extra-large mostly 25.95-27.95 and large mostly 22.95-23.95. Quality generally good. Movement of green bell peppers out of South Georgia shipments are expected to decrease. Trading moderate with prices lower. 1 1/9-bushel cartons/crates green jumbo and extra-large 16.35-16.85, large mostly 14.35-14.85. Quality generally good. Green bell peppers out of Central and South Florida movement are expected to increase as most shippers begin for the season. Trading moderate. Prices 1 1/9-bushel cartons green jumbo 16.35-16.85 and large 14.35-14.85. Expect sufficient volume and number of shippers for first F.O.B. report within 7-10 days. Quality generally good. Movement of green bell peppers from Mexico crossing through Nogales, Arizona is expected to increase seasonally. Trading early fairly slow, late moderate. Prices large slightly higher, medium slightly lower, others generally unchanged. 1 1/9-bushel cartons green jumbo and extra-large mostly 20.95-22.95 and large mostly 20.95. Quality generally good.

Tomato movement from Mexico crossing through Texas is expected to remain about the same. Trading active with prices slightly higher. Vine ripers cartons 2-layer 4x4-4x5s mostly 40.95-42.95 and 5x5s mostly 40.95. Quality generally good. Movement of tomatoes from Mexico crossings through Otay Mesa, California is expected to decrease sharply. Trading fairly active. Prices 4x4-4x5s much higher, others higher. Vine ripers cartons 2-layer 4x4-4x5s mostly 38.95-40.95, 5x5-5x6s mostly 34.95-36.95. Quality variable. Tomato movement out of Florida West District is expected to remain about the same for the short holiday shipping week. Trading 6x7 sizes active, others very active. Prices slightly higher. 25-pound cartons loose 5x6 and 6x6 size 36.95-37.00, 6x7 size 28.95-30.00. Supplies continue to decrease as the season is slowly coming to an end. Shipping is expected to finish within 7 days. Quality generally good. Tomato movement out of Central and South Florida is expected to remain about the same for the short holiday shipping week. Trading 6x7 size active, others very active. Prices 6x7 sizes higher, others slightly higher. 25-pound cartons loose 5x6-6x6 size 36.95-37.00 and 6x7 size 29.95-30.00. Harvest curtailed due to rain and wet fields. Shipping will remain light during the short holiday week. Supplies are expected to remain light and sporadic through the end of the year. Quality generally good. Movement of tomatoes from Mexico crossing through Nogales, Arizona is expected to increase seasonally. Available supplies are insufficient and in too few hands to establish a market. Most present shipments from prior bookings and/or previous commitments. The first F.O.B. report is expected to be issued the week of December 11. Quality generally good.

The following table provides a four-week price trend of the highest traded commodities this week.

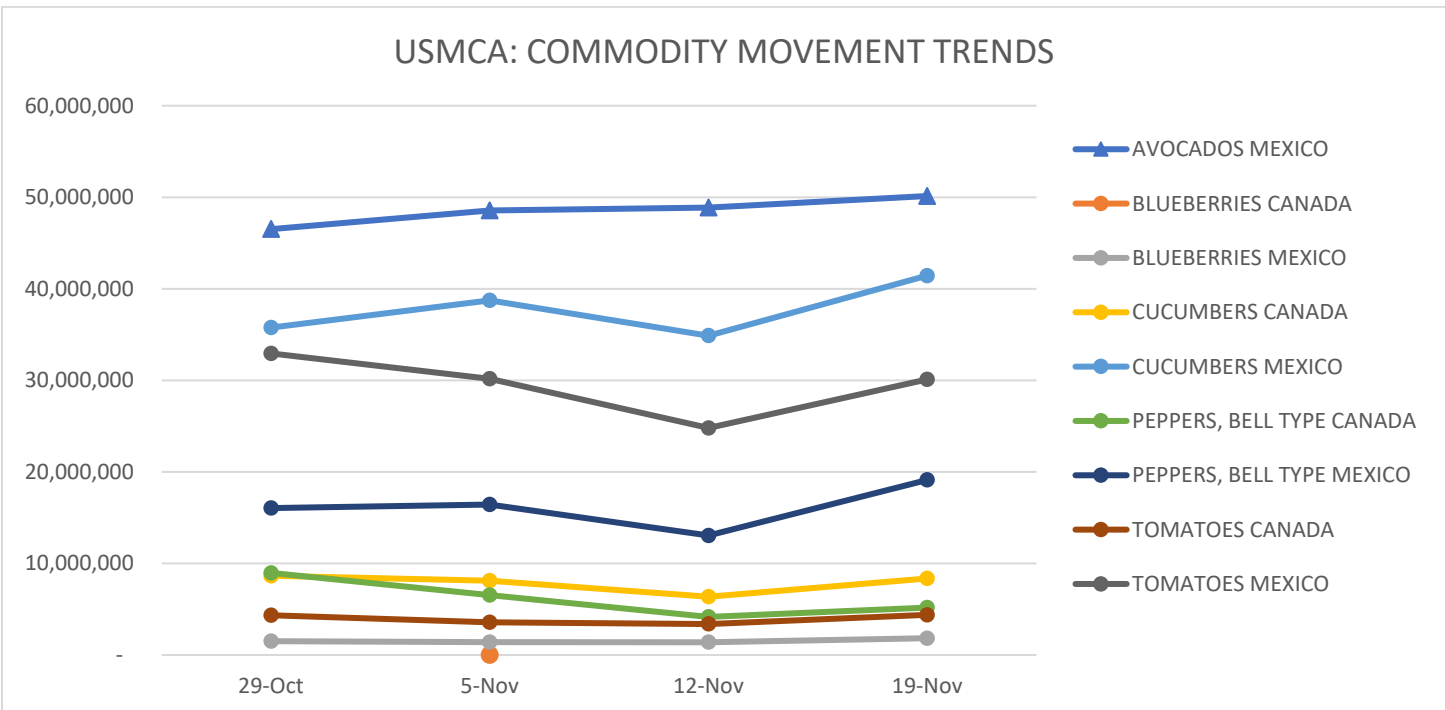
#### Four Week Price Trend in U.S. Dollars

Commodity	Package	10/29/2022	11/5/2022	11/12/2022	11/19/2022
AVOCADOS	cartons 2 layer	\$ 25.18	\$ 25.18	\$ 24.32	\$ 22.75
BLUEBERRIES	flats 12 6-oz cups with lids	\$ 9.00	\$ 9.00	\$ 9.00	\$ 9.00
CUCUMBERS	1 1/9-bushel cartons	\$ 29.62	\$ 29.70	\$ 24.70	\$ 17.70
PEPPERS, BELL TYPE	11 lb. cartons	\$ 13.21	\$ 12.86	\$ 13.07	\$ 13.71
TOMATOES	cartons 2 layer	\$ 26.66	\$ 29.66	\$ 32.09	\$ 36.95

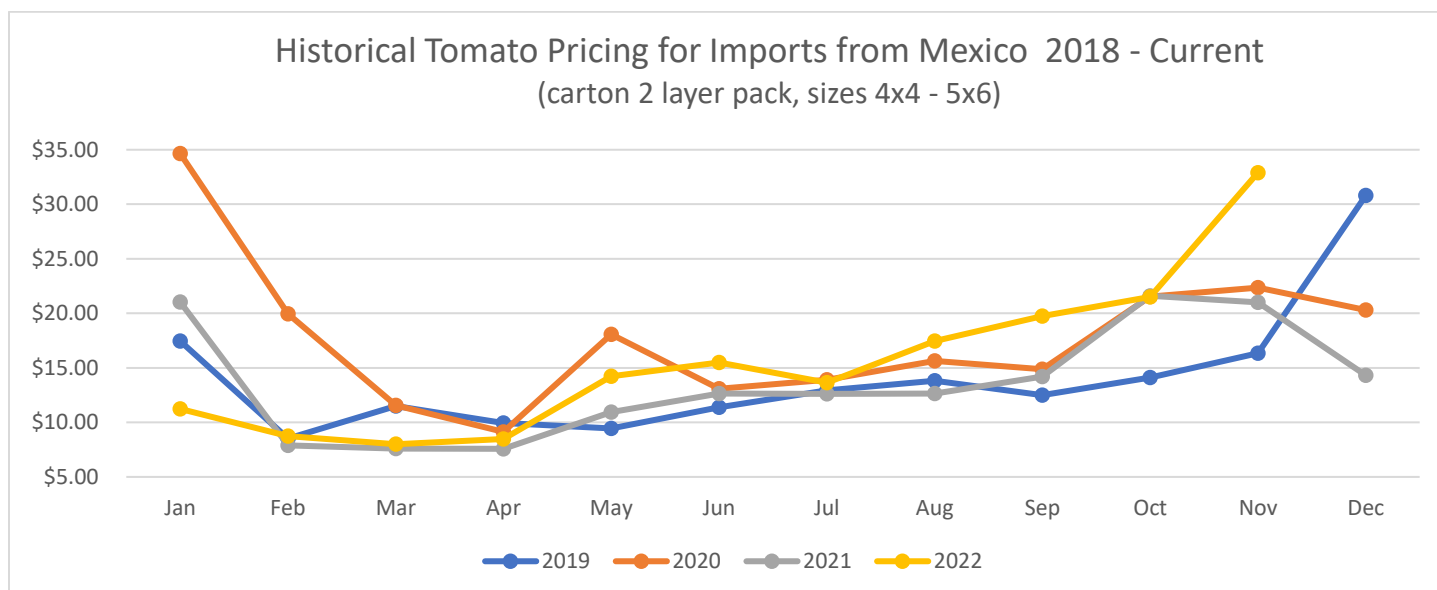


### Four Week Movement in Pounds

COMMODITY	ORIGIN	29-Oct-22	5-Nov-22	12-Nov-22	19-Nov-22
AVOCADOS	MEXICO	46,518,648	48,563,496	48,883,644	50,134,655
BLUEBERRIES	CANADA		1,197		
	MEXICO	1,515,217	1,412,808	1,387,133	1,830,097
CUCUMBERS	CANADA	8,653,836	8,103,826	6,363,173	8,356,748
	MEXICO	35,759,772	38,737,270	34,879,060	41,440,899
PEPPERS, BELL TYPE	CANADA	8,962,413	6,539,177	4,158,047	5,171,664
	MEXICO	16,032,178	16,423,537	13,056,802	19,115,534
TOMATOES	CANADA	4,332,890	3,576,299	3,378,096	4,384,841
	MEXICO	32,940,322	30,179,323	24,801,031	30,109,157



The following chart, *Historical Tomato Pricing for Imports from Mexico*, is a four-year view of Mexican tomato prices at shipping point. Tomatoes are shown as they are the most consistently traded year-round. They have the highest volume of product moving between the U.S., Mexico, and Canada, along with a high level of market coverage of tomatoes by USDA Market News.



To be regarded as "seasonal and perishable," agricultural products must meet the following conditions: (1) the products are fresh or chilled products falling under the following HS2002 tariff codes: 0701, 0702, 0703, 0704, 0705, 0706, 0707, 0708, 0709, 0803, 0804, 0805, 0806, 0807, 0808, 0809, 0810; (2) the products are marketed in raw form for consumption without "further processing" ("further processing" refers to e.g. crushing, juicing, canning, or any other process that transforms the product from its raw form); and (3) the products normally are marketed within eight weeks after harvesting.

For information on the imported volume and prices of the remaining Seasonal and Perishable commodities listed below please visit: <https://www.marketnews.usda.gov/mnp/fv-home>

- Potatoes
- Tomatoes
- Onions, shallots, garlic, leeks, and other alliaceous vegetables
- Cabbages, cauliflower, kohlrabi, kale, and similar edible brassicas
- Lettuce (*Lactuca sativa*) and chicory (*Cichorium* spp.)
- Carrots, turnips, salad beets (salad beetroot), salsify, celeriac, radishes, and similar edible roots
- Cucumbers, including gherkins
- Leguminous vegetables, shelled or unshelled
- Other vegetables, fresh or chilled: asparagus, eggplants, celery, mushrooms and truffles, peppers (*Capsicum* or of the genus *Pimenta*), spinach, artichokes, olives, pumpkins, squash, and gourds
- Bananas and plantains
- Dates, figs, pineapples, avocados, guavas, mangoes, and mangosteens
- Citrus fruit
- Grapes
- Melons (including watermelons) and papayas (papaws)
- Apples, pears, and quinces
- Apricots, cherries, peaches (including nectarines), plums (including prune plums) and sloes
- Other fruit: strawberries, raspberries, blackberries, mulberries, loganberries, black, white, or red currants and gooseberries (other than kiwifruit), cranberries, blueberries, and other fruits of the genus *Vaccinium*, kiwifruit, durians, persimmons,
- Other berries; tamarinds