



Specialty Crops Market News Division U.S. Mexico Canada Agreement Seasonal Perishable Products Weekly Update

Agricultural Marketing Service

Issued Weekly

Friday, December 16, 2022

Update for Week of December 11 - 17, 2022

This report provides trend analysis of the volume and prices of Seasonal Perishable commodities. Volume represents current week and prices represent open (spot) market sales by first handlers on product of generally good quality and condition unless otherwise stated and may include promotional allowances or other incentives. The charts provide graphic representation of the volume and prices of the major commodities this week based on seasonal volume.

As the holiday season approaches, shoppers are hoping for a little relief at the grocery store. According to the Consumer Price Index (CPI) release on Tuesday, it shows inflation cooling down but for some food commodities, particularly holiday staples remain high. The CPI increased to 0.1% in November, which was lower than some economists expected. Over the last 12 months, it rose to 7.1%. Food prices went up 0.5% last month after an increase of 0.6% in October. The headlines regarding inflation are encouraging for the general economy, but consumers are not feeling it at the grocery store. Grocery prices are still 12% higher than they were a year ago. Food prices historically tend to come off slowly than other consumer goods. The good news is that food price increases and grocery price increases peaked in August, according to David Ortega an associate professor at the department of agricultural food and resource economics at Michigan State University.

Peru imports of blueberries through Philadelphia and New York City area ports of entry movement expected to decrease as most growers are finished for the season. Trading moderate with prices higher. Flats 12 1-pint cups with lids large 18.00-22.00, 6-ounce large mostly 12.00-14.00. Quality variable. Movement of blueberries through Arizona, California and Texas is expected to increase. Trading early fairly slow, late moderate. Prices higher. Flats 12 6-ounce cups with lids large mostly 10.00-12.00. Quality variable. Peru imports of blueberries through Southern California ports of entry movement expected to decrease sharply as the season in Chile has begun. Remaining supplies are in too few hands to establish a market. A last F.O.B. report has been issued this week. Quality variable. Chile imports of blueberries through various east coast ports of entry movement expected to increase as the season is now underway. A first trends report was issued. Chile imports of blueberries through various west coast ports of entry movement expected to increase as the season has begun. A first trends report has been issued.

Movement of avocado crossings from Mexico through Texas is expected to remain about the same. Trading moderate. Prices 32-36s lower, 60s higher, others generally unchanged. Cartons 2-layer Hass 32-36s, 40s mostly 24.25-25.25 and 48s mostly 26.25-27.25. Extra services included.

Movement of cucumbers from Mexico crossings through Texas is expected to remain about the same. Trading large active, others moderate. Prices medium slightly lower, large slightly higher. 1 1/9-bushel cartons medium mostly 16.95-18.95, large mostly 20.95-22.95. Supplies large fairly light. Most present shipments from prior bookings and/or previous commitments. Quality is variable. Movement of cucumber in Central and South Florida are expected to remain about the same. Trading active. Prices medium higher, others much higher. Waxed 1 1/9-bushel cartons medium mostly 20.35 and cartons 24s 7.35-8.35. Prices were slightly higher later in the week. Quality generally good. Cucumber movement from Mexico crossings through Nogales, Arizona is expected to increase seasonally. Trading moderate with prices slightly higher. 1 1/9-bushel cartons medium mostly 18.95, large mostly 18.95-20.95 and cartons 36s mostly 8.95-9.95. Quality generally good.

For more information on:

- [Shipping Point Report Details](#)
- [Movement Report Details](#)
- [Generating Custom Reports](#)

For assistance please contact: jeff.main@usda.gov

[Custom Average Tool \(CAT\) Graphing tool and aggregated data source.](#)

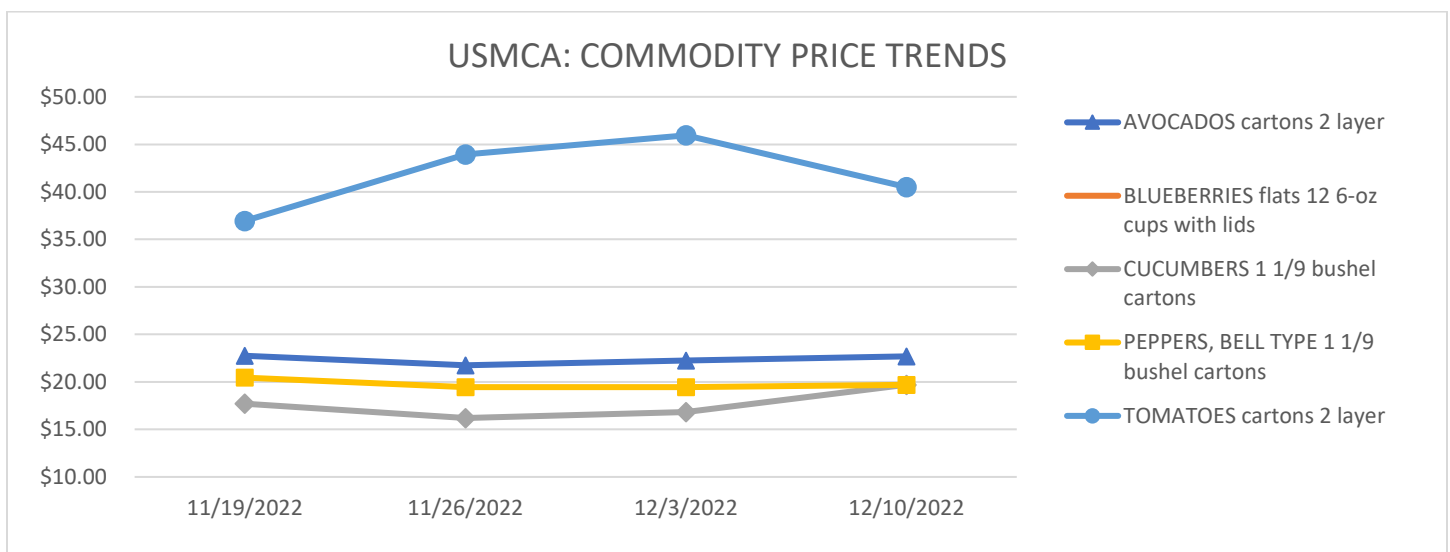
Movement of green bell peppers out of Coachella Valley California is expected to decrease seasonally. Trading active with prices generally unchanged. 1 1/9-bushel cartons green irregular size fair quality mostly 14.95-15.95. Available supplies light for the open market. Quality generally good. Green bell peppers out of Central and South Florida movement expected to remain about the same. Trading moderate with prices slightly lower. 1 1/9-bushel cartons green jumbo and extra-large mostly 18.35-20.35, large mostly 16.35-18.35. Prices are expected to go lower towards the end of the week. Quality generally good. Movement of green bell peppers from Mexico crossings through Nogales, Arizona is expected to increase seasonally. Trading fairly slow and prices slightly lower. 1 1/9-bushel cartons green jumbo and extra-large mostly 20.95, large mostly 18.95. Quality generally good.

Tomato movement from Mexico crossings through Texas is expected to remain about the same. Trading early fairly slow, late moderate. Prices much lower. Vine ripens cartons 2-layer 4x4-4x5s mostly 30.95-32.95 and 5x5s mostly 24.95-26.95. Supplies fairly heavy. Quality generally good. Movement of tomatoes from Mexico crossings through Otay Mesa, California is expected about the same. Trading early fairly active, late moderate. Prices lower. Vine ripens cartons 2-layer 4x4-4x5s mostly 38.95-40.95, 5x5-5x6s mostly 35.95-37.95. Quality generally good. Tomato movement out of Central and South Florida expected to remain about the same. Trading moderate with prices lower. 25-pound cartons loose 5x6 size mostly 32.95, 6x6 size mostly 27.95 and 6x7 size mostly 14.95. Supplies fairly heavy, prices steady. Quality reported as generally good. Movement of tomatoes from Mexico crossings through Nogales, Arizona is expected to increase seasonally. Supplies in too few hands to establish a market. Most present shipments from prior bookings and/or previous commitments. The first F.O.B. report is expected to be issued the week of December 11. Quality generally good.

The following table provides a four-week price trend of the highest traded commodities this week.

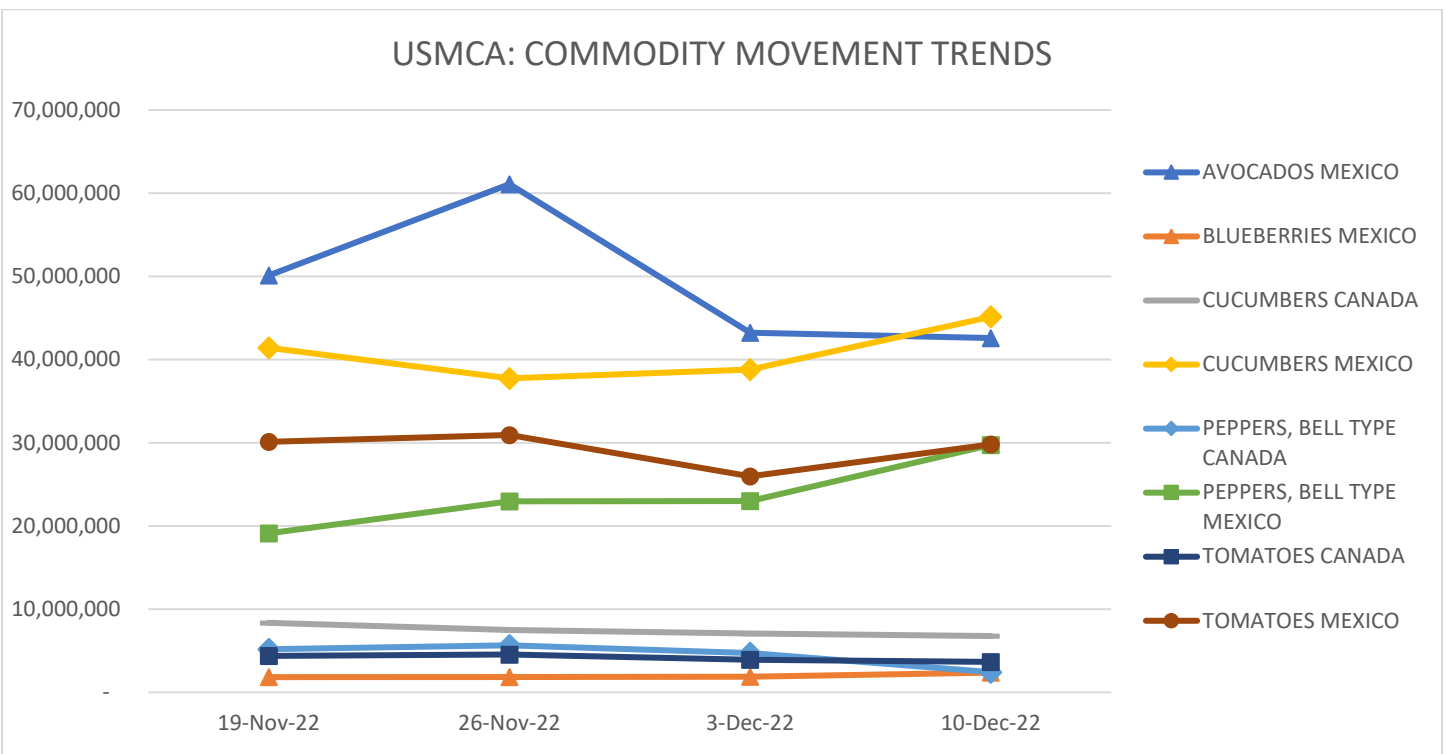
Four Week Price Trend in U.S. Dollars

| Commodity | Package | 11/19/2022 | 11/26/2022 | 12/3/2022 | 12/10/2022 |
|--------------------|------------------------------|------------|------------|-----------|------------|
| AVOCADOS | cartons 2 layer | \$ 22.75 | \$ 21.75 | \$ 22.25 | \$ 22.68 |
| BLUEBERRIES | flats 12 6-oz cups with lids | \$ 9.00 | \$ 9.00 | \$ 8.00 | \$ 9.00 |
| CUCUMBERS | 1 1/9-bushel cartons | \$ 17.70 | \$ 16.20 | \$ 16.83 | \$ 19.70 |
| PEPPERS, BELL TYPE | 1 1/9-bushel cartons | \$ 20.45 | \$ 19.45 | \$ 19.45 | \$ 19.70 |
| TOMATOES | cartons 2 layer | \$ 36.95 | \$ 43.95 | \$ 45.95 | \$ 40.52 |

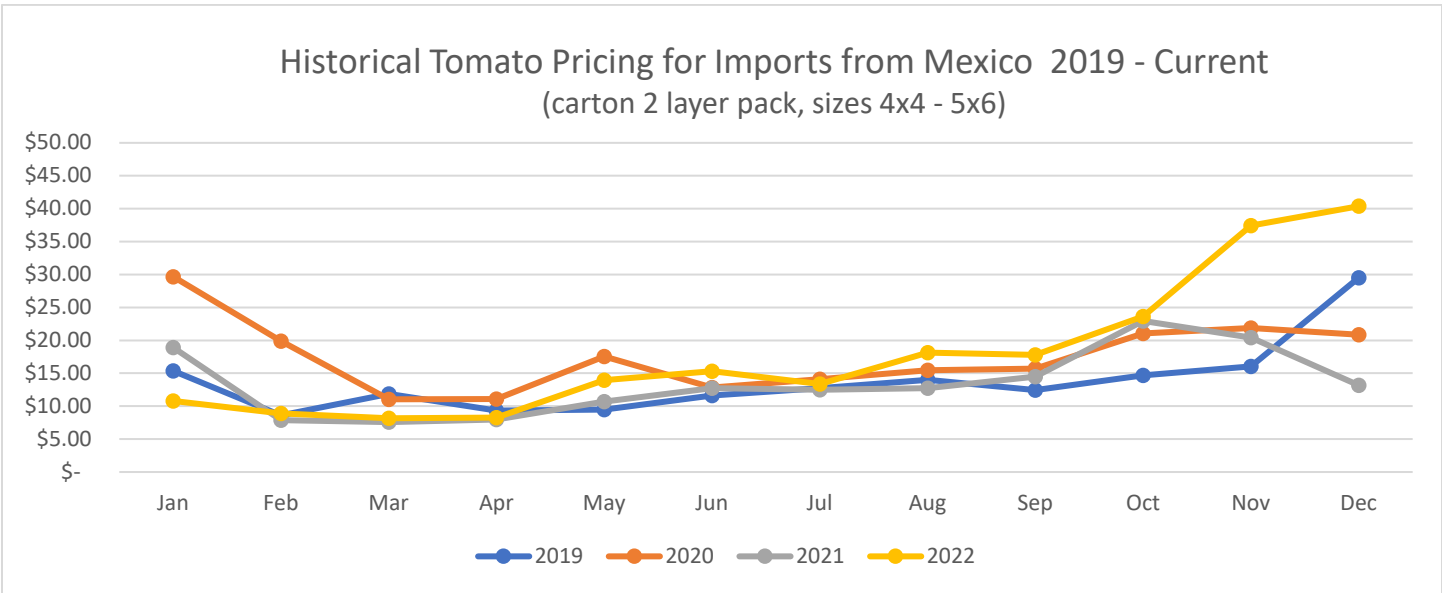


Four Week Movement in Pounds

| COMMODITY | ORIGIN | 19-Nov-22 | 26-Nov-22 | 3-Dec-22 | 10-Dec-22 |
|--------------------|--------|------------|------------|------------|------------|
| AVOCADOS | MEXICO | 50,134,655 | 61,088,076 | 43,213,768 | 42,591,382 |
| BLUEBERRIES | MEXICO | 1,830,097 | 1,845,599 | 1,896,067 | 2,369,291 |
| CUCUMBERS | CANADA | 8,356,748 | 7,510,516 | 7,061,312 | 6,770,048 |
| | MEXICO | 41,440,899 | 37,744,138 | 38,802,605 | 45,136,448 |
| PEPPERS, BELL TYPE | CANADA | 5,171,664 | 5,654,243 | 4,721,883 | 2,431,821 |
| | MEXICO | 19,115,534 | 22,965,373 | 22,985,544 | 29,739,581 |
| TOMATOES | CANADA | 4,384,841 | 4,553,158 | 3,936,620 | 3,662,370 |
| | MEXICO | 30,109,157 | 30,938,431 | 25,970,166 | 29,798,502 |



The following chart, *Historical Tomato Pricing for Imports from Mexico*, is a four-year view of Mexican tomato prices at shipping point. Tomatoes are shown as they are the most consistently traded year-round. They have the highest volume of product moving between the U.S., Mexico, and Canada, along with a high level of market coverage of tomatoes by USDA Market News.



To be regarded as "seasonal and perishable," agricultural products must meet the following conditions: (1) the products are fresh or chilled products falling under the following HS2002 tariff codes: 0701, 0702, 0703, 0704, 0705, 0706, 0707, 0708, 0709, 0803, 0804, 0805, 0806, 0807, 0808, 0809, 0810; (2) the products are marketed in raw form for consumption without "further processing" ("further processing" refers to e.g. crushing, juicing, canning, or any other process that transforms the product from its raw form); and (3) the products normally are marketed within eight weeks after harvesting.

For information on the imported volume and prices of the remaining Seasonal and Perishable commodities listed below please visit: <https://www.marketnews.usda.gov/mnp/fv-home>

- Potatoes
- Tomatoes
- Onions, shallots, garlic, leeks, and other alliaceous vegetables
- Cabbages, cauliflower, kohlrabi, kale, and similar edible brassicas
- Lettuce (*Lactuca sativa*) and chicory (*Cichorium spp.*)
- Carrots, turnips, salad beets (salad beetroot), salsify, celeriac, radishes, and similar edible roots
- Cucumbers, including gherkins
- Leguminous vegetables, shelled or unshelled
- Other vegetables, fresh or chilled: asparagus, eggplants, celery, mushrooms and truffles, peppers (*Capsicum* or of the genus *Pimenta*), spinach, artichokes, olives, pumpkins, squash, and gourds
- Bananas and plantains
- Dates, figs, pineapples, avocados, guavas, mangoes, and mangosteens
- Citrus fruit
- Grapes
- Melons (including watermelons) and papayas (papaws)
- Apples, pears, and quinces
- Apricots, cherries, peaches (including nectarines), plums (including prune plums) and sloes
- Other fruit: strawberries, raspberries, blackberries, mulberries, loganberries, black, white, or red currants and gooseberries (other than kiwifruit), cranberries, blueberries, and other fruits of the genus *Vaccinium*, kiwifruit, durians, persimmons,
- Other berries; tamarinds