



# Specialty Crops Market News Division U.S. Mexico Canada Agreement Seasonal Perishable Products Weekly Update

Agricultural Marketing Service

Issued Weekly

Friday, December 30, 2022

## **Update for Week of December 25 - 31, 2022**

This report provides trend analysis of the volume and prices of Seasonal Perishable commodities. Volume represents current week and prices represent open (spot) market sales by first handlers on product of generally good quality and condition unless otherwise stated and may include promotional allowances or other incentives. The charts provide graphic representation of the volume and prices of the major commodities this week based on seasonal volume.

The national average diesel fuel price has been falling steadily for nearly two months from peak prices experienced earlier in the year. With these lower costs, many truck rates are also going down, and some are back near levels not seen since late 2019. The truck and driver shortages which strained the supply chain over the past few years have also eased, with even the typically high-demand holiday shipping season seeing mostly adequate availability this year. With these positive signs, along with the easing of certain inflation markers, industry members and consumers alike can be hopeful for better times in the new year to come.

Movement of blueberries through Arizona, California and Texas is expected to increase. Trading was moderate with prices generally unchanged. Flats 12 6-ounce cups with lids large mostly 12.00. Quality is reported as variable. Chile imports of blueberries through both various east coast and west coast ports of entry movement is expected to increase as harvesting increases. Trading was very light for very light supplies. The first F.O.B. reports are expected within the week. Peru imports of blueberries through Philadelphia and New York City area ports of entry movement is expected to decrease as more growers finish for the season. Trading was fairly active with prices unchanged. Flats 12 1-pint cups with lids large mostly 22.00. Quality is reported as variable.

Avocados from Mexico crossings through Texas movement is expected to decrease slightly. Trading was moderate with prices generally unchanged. Cartons 2-layer Hass 32, 36s, 40s mostly 24.25-25.25, 48s mostly 26.25-27.25, 60s mostly 29.25, and 70s mostly 26.25-27.25. Extra services included.

Cucumber movement from Mexico crossings through Nogales, Arizona is expected to remain about the same. Trading was moderate with prices large mixed – large generally unchanged, 36s slightly higher, others slightly lower. 1 1/9-bushel cartons medium and large mostly 12.95-14.95, and cartons 36s mostly 6.95-8.95. Quality is reported as generally good. Movement of cucumbers from Mexico crossings through Texas is expected to remain about the same. Trading moderate. Prices medium lower, large generally unchanged. 1 1/9-bushel cartons medium mostly 17.95-18.95, large mostly 16.95. Most present shipments from prior bookings and/or previous commitments. Quality is reported as variable. Movement of cucumbers from Central and South Florida is expected to decrease as below freezing overnight temperatures have caused severe damage to crops from Central Florida northward. Growers and shippers are still

For more information on:

- [Shipping Point Report Details](#)
- [Movement Report Details](#)
- [Generating Custom Reports](#)

For assistance please contact: [jeff.main@usda.gov](mailto:jeff.main@usda.gov)

[Custom Average Tool \(CAT\) Graphing tool and aggregated data source.](#)

assessing remaining crops in the area, some of which may be a complete loss. Warmer temperatures later in the week are expected to help crops in southern growing areas to mature and recover some of the losses. Very light supplies were in too few hands to establish a market for most of the week, with few new sales as shippers filled previous commitments with their limited supplies and no F.O.B. report was issued. Cucumbers from Central America imports through South Florida ports of entry from Honduras via boat movement volumes are expected to remain light until more shippers begin next week. 1 1/9-bushel cartons supplies are in too few hands to establish a market, with the first F.O.B. report expected by early next week. Quality is reported as generally good.

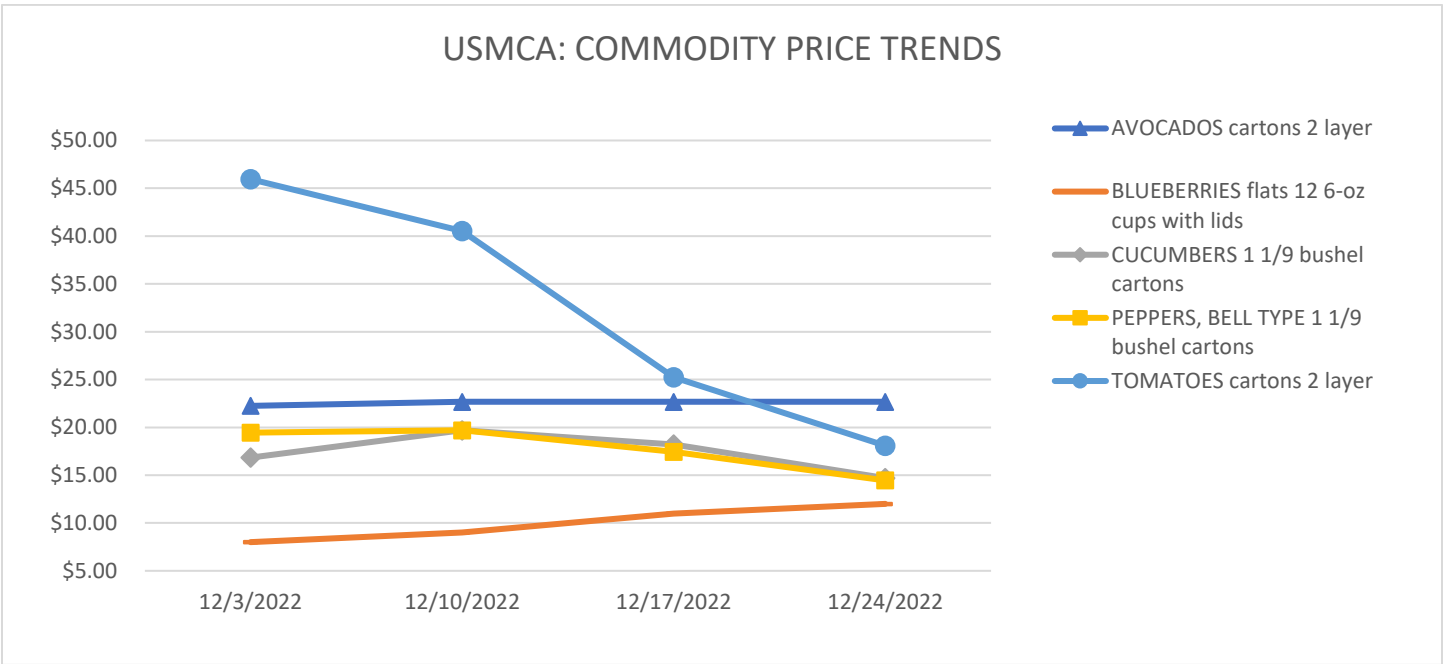
Movement of green bell peppers from Mexico crossings through Nogales, Arizona is expected to increase seasonally. Trading was fairly slow early and improved to moderate later with prices generally unchanged. 1 1/9-bushel cartons green jumbo and extra-large mostly 14.95-16.95, large mostly 12.95-14.95. Quality is reported as generally good. Movement of green bell peppers out of Central and South Florida expected to decrease after below freezing temperatures over the weekend caused severe damage to crops from Central Florida northward. Warmer weather is expected which may help crops in southern areas reach maturity in the coming days. The trading week started out moderate but very light supplies and good demand meant few new sales for shippers focused on fulfilling previous commitments later in the week. Prices were slightly higher with 1 1/9-bushel cartons green jumbo and extra-large mostly 16.35-18.35, large mostly 14.35-16.35. Quality is reported as generally good.

Tomato movement from Mexico crossings through Texas is expected to remain about the same. Trading was slow early but increased to fairly active later. Prices much higher, with vine ripens cartons 2-layer 4x4-4x5s mostly 18.95-19.95 and 5x5s mostly 16.95-17.95. Quality is reported as generally good. Tomato movement out of Central and South Florida expected to remain about the same. Trading fairly active to active with fairly good demand. Prices were lower, then remained about steady through the week, with 25-pound cartons loose 5x6 and 6x6 sizes mostly 16.95-17.00, and 6x7 size mostly 12.95-13.00. Quality is reported as generally good. Movement of tomatoes from Mexico crossings through Nogales, Arizona is expected to increase seasonally. Trading was active, with prices on 4x4-4x5s slightly lower. Prices cartons 2-layer vine ripens 4x4-4x5s mostly 18.95, 5x5-5x6s mostly 16.95-18.95. Quality is reported as generally good. Movement of tomatoes from Mexico crossings through Otay Mesa, California is expected to remain about the same. Trading moderate at lower prices. Vine ripens cartons 2-layer 4x4-4x5s mostly 18.95-20.95, 5x5-5x6s mostly 16.95-28.95. Quality is reported as generally good.

The following table provides a four-week price trend of the highest traded commodities this week.

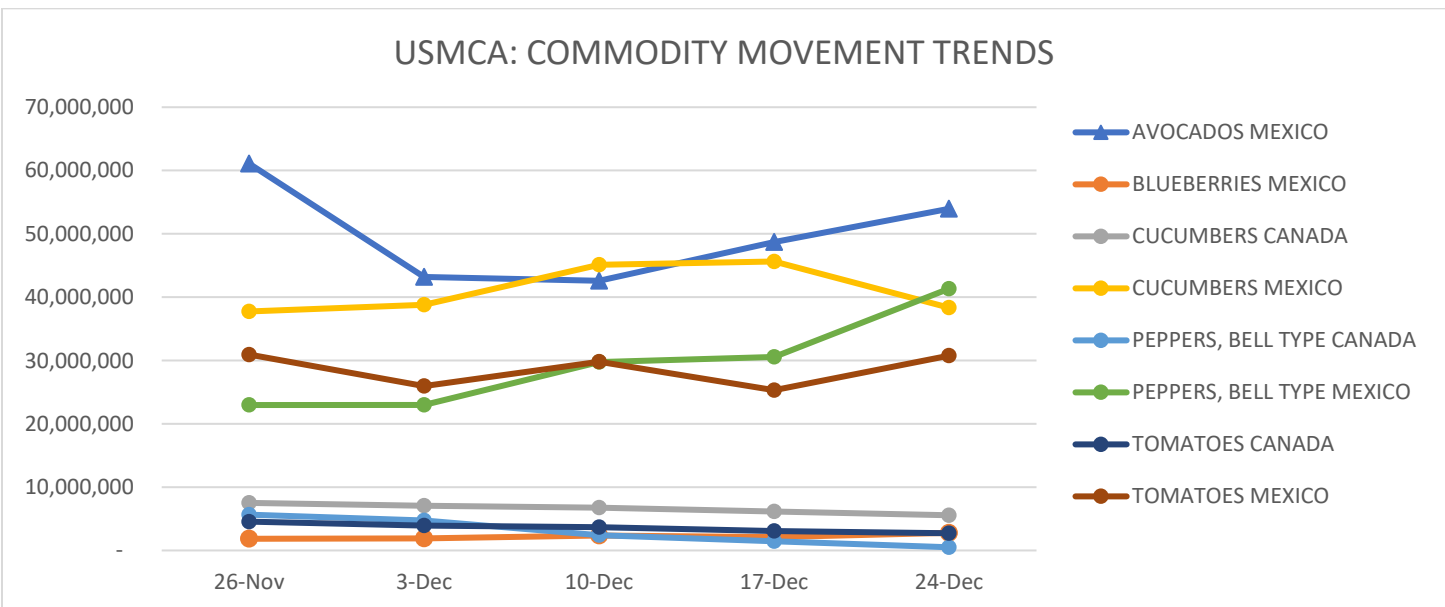
**Four Week Price Trend in U.S. Dollars**

Commodity	Package	12/3/2022	12/10/2022	12/17/2022	12/24/2022
AVOCADOS	cartons 2 layer	\$ 22.25	\$ 22.68	\$ 22.68	\$ 22.68
BLUEBERRIES	flats 12 6-oz cups with lids	\$ 8.00	\$ 9.00	\$ 11.00	\$ 12.00
CUCUMBERS	1 1/9-bushel cartons	\$ 16.83	\$ 19.70	\$ 18.20	\$ 14.70
PEPPERS, BELL TYPE	1 1/9-bushel cartons	\$ 19.45	\$ 19.70	\$ 17.45	\$ 14.45
TOMATOES	cartons 2 layer	\$ 45.95	\$ 40.52	\$ 25.22	\$ 18.09

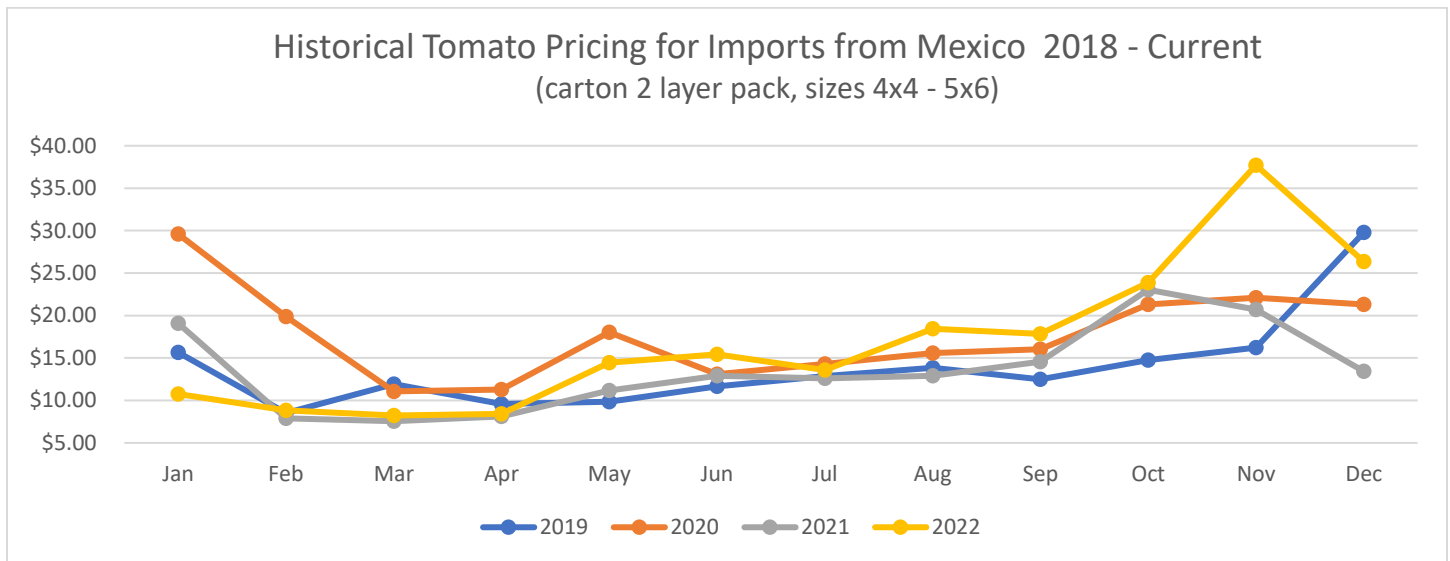


### Four Week Movement in Pounds

COMMODITY	ORIGIN	26-Nov	3-Dec	10-Dec	17-Dec	24-Dec
AVOCADOS	MEXICO	61,088,076	43,213,768	42,591,382	48,711,952	53,951,137
BLUEBERRIES	MEXICO	1,845,599	1,896,067	2,369,291	2,132,211	2,779,661
CUCUMBERS	CANADA	7,510,516	7,061,312	6,770,048	6,142,307	5,561,690
	MEXICO	37,744,138	38,802,605	45,136,448	45,637,026	38,324,436
PEPPERS, BELL TYPE	CANADA	5,654,243	4,721,883	2,431,821	1,472,788	505,073
	MEXICO	22,965,373	22,985,544	29,739,581	30,547,424	41,337,681
TOMATOES	CANADA	4,553,158	3,936,620	3,662,370	3,077,031	2,718,338
	MEXICO	30,938,431	25,970,166	29,798,502	25,312,657	30,756,299



The following chart, *Historical Tomato Pricing for Imports from Mexico*, is a four-year view of Mexican tomato prices at shipping point. Tomatoes are shown as they are the most consistently traded year-round. They have the highest volume of product moving between the U.S., Mexico, and Canada, along with a high level of market coverage of tomatoes by USDA Market News.



To be regarded as "seasonal and perishable," agricultural products must meet the following conditions: (1) the products are fresh or chilled products falling under the following HS2002 tariff codes: 0701, 0702, 0703, 0704, 0705, 0706, 0707, 0708, 0709, 0803, 0804, 0805, 0806, 0807, 0808, 0809, 0810; (2) the products are marketed in raw form for consumption without "further processing" ("further processing" refers to e.g. crushing, juicing, canning, or any other process that transforms the product from its raw form); and (3) the products normally are marketed within eight weeks after harvesting.

For information on the imported volume and prices of the remaining Seasonal and Perishable commodities listed below please visit: <https://www.marketnews.usda.gov/mnp/fv-home>

- Potatoes
- Tomatoes
- Onions, shallots, garlic, leeks, and other alliaceous vegetables
- Cabbages, cauliflower, kohlrabi, kale, and similar edible brassicas
- Lettuce (*Lactuca sativa*) and chicory (*Cichorium* spp.)
- Carrots, turnips, salad beets (salad beetroot), salsify, celeriac, radishes, and similar edible roots
- Cucumbers, including gherkins
- Leguminous vegetables, shelled or unshelled
- Other vegetables, fresh or chilled: asparagus, eggplants, celery, mushrooms and truffles, peppers (*Capsicum* or of the genus *Pimenta*), spinach, artichokes, olives, pumpkins, squash, and gourds
- Bananas and plantains
- Dates, figs, pineapples, avocados, guavas, mangoes, and mangosteens
- Citrus fruit
- Grapes
- Melons (including watermelons) and papayas (papaws)
- Apples, pears, and quinces
- Apricots, cherries, peaches (including nectarines), plums (including prune plums) and sloes
- Other fruit: strawberries, raspberries, blackberries, mulberries, loganberries, black, white, or red currants and gooseberries (other than kiwifruit), cranberries, blueberries, and other fruits of the genus *Vaccinium*, kiwifruit, durians, persimmons,
- Other berries; tamarinds