



Specialty Crops Market News Division U.S. Mexico Canada Agreement Seasonal Perishable Products Weekly Update

Agricultural Marketing Service

Issued Weekly

Friday, January 13, 2023

Update for Week of January 8 - 14, 2023

This report provides trend analysis of the volume and prices of Seasonal Perishable commodities. Volume represents current week and prices represent open (spot) market sales by first handlers on product of generally good quality and condition unless otherwise stated and may include promotional allowances or other incentives. The charts provide graphic representation of the volume and prices of the major commodities this week based on seasonal volume.

The state of California is experiencing unprecedented catastrophic flooding that is relentless and very destructive. It is affecting the agricultural industry by curtailing harvest due to record amounts of rainfall in some parts of the state. It is too early to update on any related crop damages until the rain subsides. Some roads have been closed making it difficult for some drivers to get to the shipper or to farms and even to their final destinations. There is another storm brewing in the Pacific Ocean, which is expected to bring more rain to the state later in the week. Every year the agricultural industry is challenged by natural disasters, such as hurricanes, floods, and wildfires. This same industry also relies on the weather, climate, and water availability to thrive. These types of impacts can have long lasting effects on irrigation systems and agricultural infrastructure. It can also cause crop maturity problems and increase susceptibility to disease. Every disaster is unique in their own way, but the financial impact is always very costly.

Peru imports of blueberries through Philadelphia and New York City area ports of entry are expected to decrease as most growers are finished for the season. Trading fairly slow with prices unchanged. Flats 12 1-pint cups with lids large 22.00-26.00. Quality variable. Movement of blueberries through Arizona, California and Texas is expected to increase. Trading moderate. Prices generally unchanged. Flats 12 6-ounce cups with lids large mostly 12.00-14.00. Quality variable. Chile imports of blueberries through various east coast ports of entry are expected to increase as harvest increases. Trading fairly active. Flats 12 1-pint cups with lids large 17.00-20.00. Chile imports of blueberries through various west coast ports of entry are expected to increase as harvest increases. Trading very light for very light supplies. Current supplies are very light and in too few hands to establish a market. Expect the first F.O.B. report within the period.

Movement of avocado crossings from Mexico through Texas is expected to remain about the same. Trading 32-48s fairly slow, others fairly active. Prices 32-48s lower, 60-84s higher. Cartons 2-layer Hass 32-36s mostly 22.25-24.25, 40s mostly 23.25-24.25 and 48s mostly 24.25-25.25. Extra services included.

Movement of cucumbers from Mexico crossings through Texas is expected to remain about the same. Trading early active, late very active. Prices much higher. 1 1/9-bushel cartons medium and large 28.95, fair quality 24.95-26.95. Available supplies very light. Most present shipments from prior bookings and/or previous commitments. Quality variable. Movement of cucumber in Central and South Florida is expected to decrease. Supplies are insufficient and in too few hands to establish a market. A last F.O.B. report was issued this week due to volumes being very low. Reporting

For more information on:

- [Shipping Point Report Details](#)
- [Movement Report Details](#)
- [Generating Custom Reports](#)

For assistance please contact: jeff.main@usda.gov

[Custom Average Tool \(CAT\) Graphing tool and aggregated data source.](#)

will resume in the Spring when volume increases. Cucumber movement from Mexico crossings through Nogales, Arizona is expected about the same. Trading active with prices much higher. 1 1/9-bushel cartons medium and large mostly 26.95-28.95, fair quality 22.95-24.95 and cartons 36s mostly 13.95-14.95. Available supplies very light. Quality generally good. Movement of cucumber from Central America imports through South Florida ports of entry is expected to increase slightly. Trading very active from Honduras. 1 1/9-bushel cartons supply insufficient to establish a market. Most present shipments from prior bookings and/or previous commitments. Quality generally good.

Movement of green bell peppers from Mexico crossings through Nogales, Arizona is expected about the same. Trading early active, late moderate. Prices slightly higher. 1 1/9-bushel cartons green jumbo and extra-large mostly 20.95, large 18.95-20.95, medium mostly 16.95. Quality generally good. Movement of green bell peppers from Mexico crossings through Texas is expected about the same. Trading active. Prices slightly higher. 1 1/9-bushel cartons green extra-large mostly 18.95, large mostly 16.95-17.95, medium mostly 15.95. Available supplies light. Quality variable. Green bell peppers out of Central and South Florida movement are expected to remain about the same. Trading active with prices much higher. 1 1/9-bushel cartons green jumbo and extra-large mostly 22.35-24.35, large mostly 20.35-22.35 and irregular size fair quality mostly 18.35-20.35. Supplies are increasing considerably to more normal levels. Prices were slightly higher later in the week and demand remained good to very good. Quality generally good.

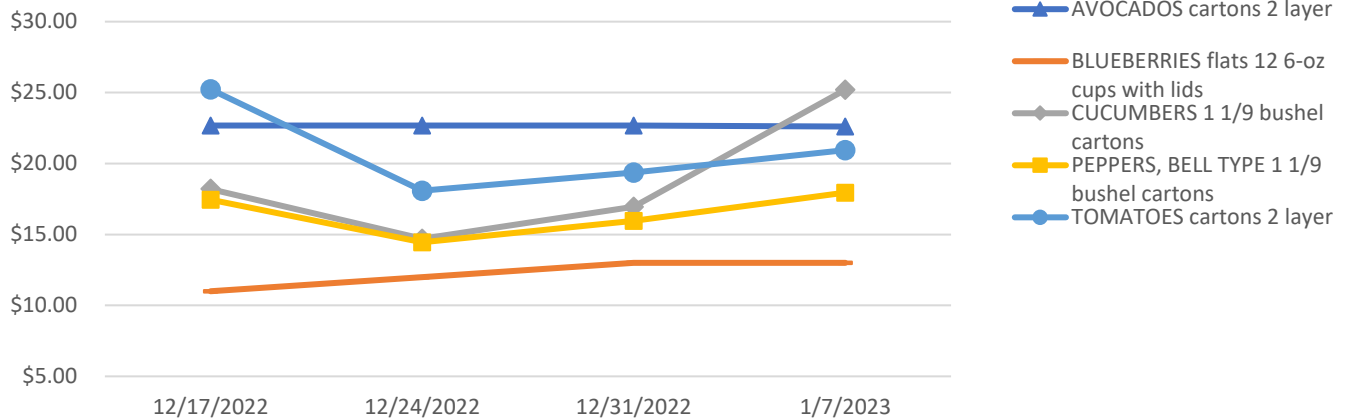
Tomato movement from Mexico crossings through Texas expected to remain about the same. Trading early fairly active, late active. Prices slightly higher. Vine ripers cartons 2-layer 4x4-4x5s mostly 18.95-20.95 and 5x5-5x6s mostly 16.95-18.95. Quality generally good. Movement of tomatoes from Mexico crossings through Nogales, Arizona is expected to increase seasonally. Trading early active, late moderate. Prices 4x4-4x5s slightly lower, 5x5-5x6s lower. Cartons 2-layer vine ripers 4x4-4x5s mostly 20.95-22.95, 5x5-5x6s mostly 18.95-20.95. Quality generally good. Tomato movement out of Central and South Florida expected to increase. Trading 5x6 size moderate, others active. Prices slightly higher. 25-pound cartons loose 5x6-6x6 sizes mostly 14.95-17.00, 6x7 size mostly 12.95-15.00. Cooler temperatures are still impacting production and volume. Cooler than normal temperatures are expected this weekend. Growers are picking extra heavy of what they can harvest. Supplies are expected to increase slightly within 14 days. Demand is higher on 6x7 size and other sizes are about steady. Quality generally good.

The following table provides a four-week price trend of the highest traded commodities this week.

Four Week Price Trend in U.S. Dollars

Commodity	Package	12/17/2022	12/24/2022	12/31/2022	1/7/2023
AVOCADOS	cartons 2 layer	\$ 22.68	\$ 22.68	\$ 22.68	\$ 22.61
BLUEBERRIES	flats 12 6-oz cups with lids	\$ 11.00	\$ 12.00	\$ 13.00	\$ 13.00
CUCUMBERS	1 1/9-bushel cartons	\$ 18.20	\$ 14.70	\$ 16.95	\$ 25.20
PEPPERS, BELL TYPE	1 1/9-bushel cartons	\$ 17.45	\$ 14.45	\$ 15.95	\$ 17.95
TOMATOES	cartons 2 layer	\$ 25.22	\$ 18.09	\$ 19.36	\$ 20.95

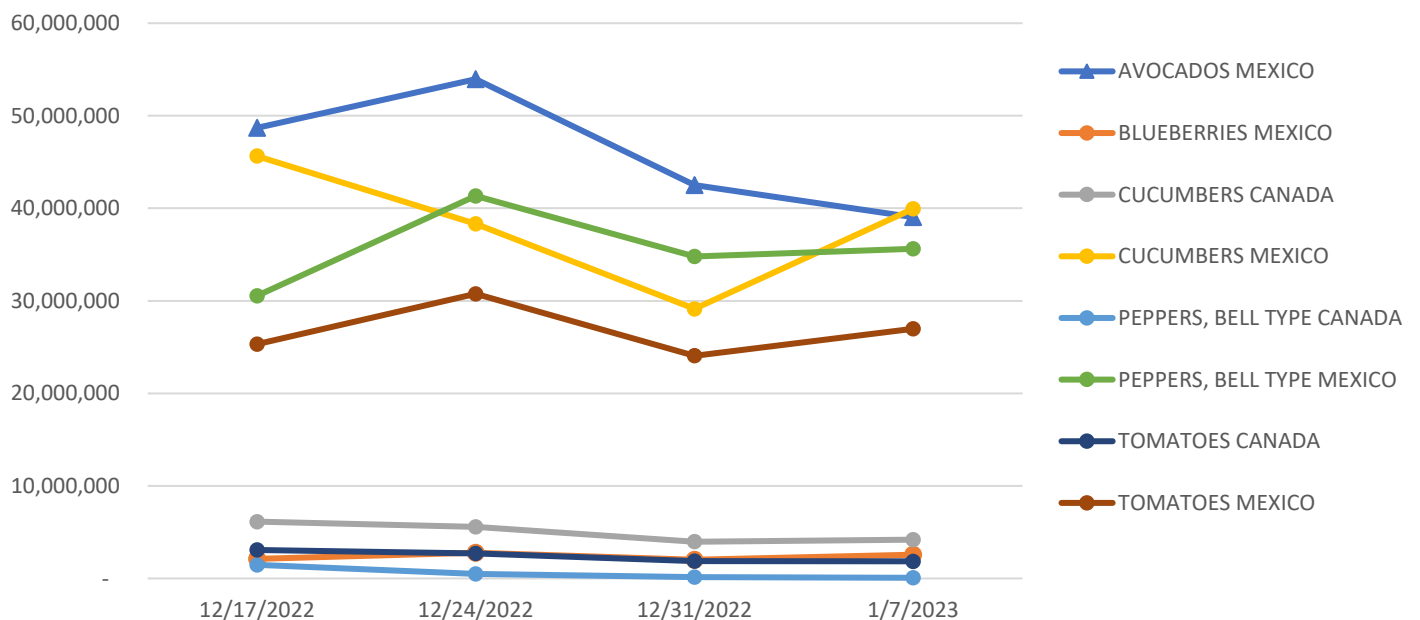
USMCA: COMMODITY PRICE TRENDS



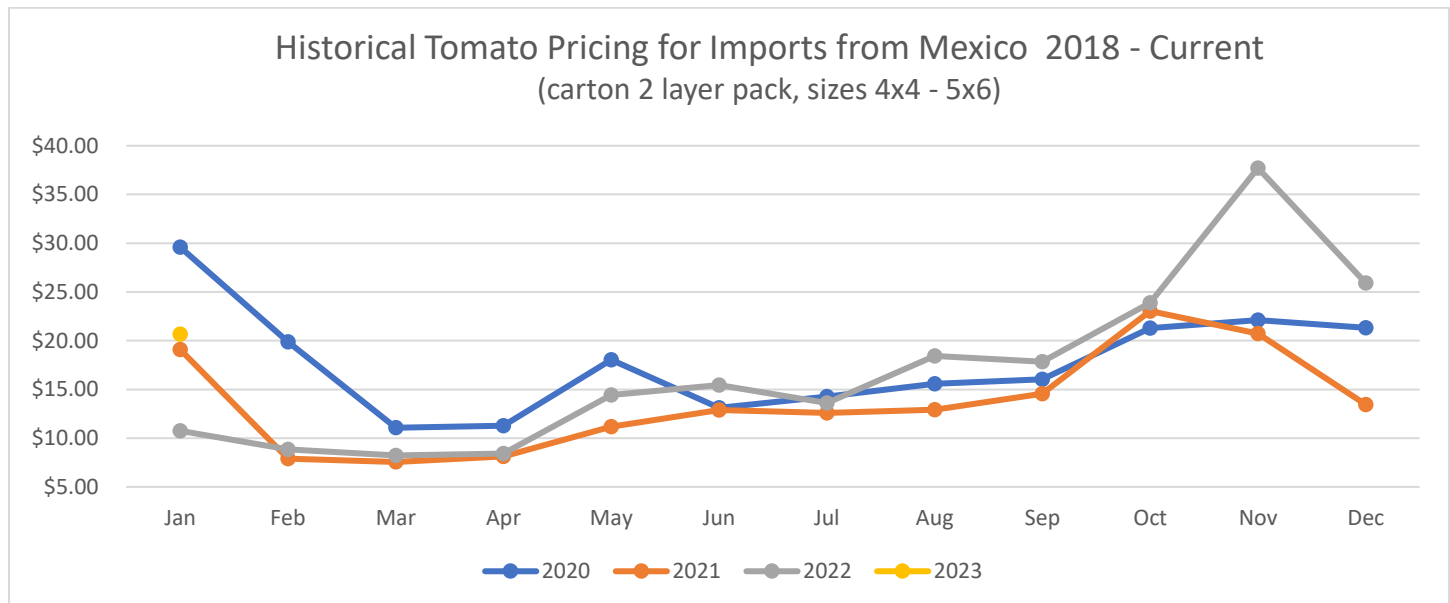
Four Week Movement in Pounds

COMMODITY	ORIGIN	12/17/2022	12/24/2022	12/31/2022	1/7/2023
AVOCADOS	MEXICO	48,711,952	53,951,137	42,510,150	39,045,407
BLUEBERRIES	MEXICO	2,132,211	2,779,661	2,023,527	2,569,420
CUCUMBERS	CANADA	6,142,307	5,561,690	3,967,970	4,195,790
	MEXICO	45,637,026	38,324,436	29,140,015	39,933,381
PEPPERS, BELL TYPE	CANADA	1,472,788	505,073	140,961	72,477
	MEXICO	30,547,424	41,337,681	34,791,553	35,623,876
TOMATOES	CANADA	3,077,031	2,718,338	1,867,175	1,853,324
	MEXICO	25,312,657	30,756,299	24,060,781	26,986,754

USMCA: COMMODITY MOVEMENT TRENDS



The following chart, *Historical Tomato Pricing for Imports from Mexico*, is a four-year view of Mexican tomato prices at shipping point. Tomatoes are shown as they are the most consistently traded year-round. They have the highest volume of product moving between the U.S., Mexico, and Canada, along with a high level of market coverage of tomatoes by USDA Market News.



To be regarded as "seasonal and perishable," agricultural products must meet the following conditions: (1) the products are fresh or chilled products falling under the following HS2002 tariff codes: 0701, 0702, 0703, 0704, 0705, 0706, 0707, 0708, 0709, 0803, 0804, 0805, 0806, 0807, 0808, 0809, 0810; (2) the products are marketed in raw form for consumption without "further processing" ("further processing" refers to e.g. crushing, juicing, canning, or any other process that transforms the product from its raw form); and (3) the products normally are marketed within eight weeks after harvesting.

For information on the imported volume and prices of the remaining Seasonal and Perishable commodities listed below please visit: <https://www.marketnews.usda.gov/mnp/fv-home>

- Potatoes
- Tomatoes
- Onions, shallots, garlic, leeks, and other alliacious vegetables
- Cabbages, cauliflower, kohlrabi, kale, and similar edible brassicas
- Lettuce (*Lactuca sativa*) and chicory (*Cichorium* spp.)
- Carrots, turnips, salad beets (salad beetroot), salsify, celeriac, radishes, and similar edible roots
- Cucumbers, including gherkins
- Leguminous vegetables, shelled or unshelled
- Other vegetables, fresh or chilled: asparagus, eggplants, celery, mushrooms and truffles, peppers (*Capsicum* or of the genus *Pimenta*), spinach, artichokes, olives, pumpkins, squash, and gourds
- Bananas and plantains
- Dates, figs, pineapples, avocados, guavas, mangoes, and mangosteens
- Citrus fruit
- Grapes
- Melons (including watermelons) and papayas (papaws)
- Apples, pears, and quinces
- Apricots, cherries, peaches (including nectarines), plums (including prune plums) and sloes
- Other fruit: strawberries, raspberries, blackberries, mulberries, loganberries, black, white, or red currants and gooseberries (other than kiwifruit), cranberries, blueberries, and other fruits of the genus *Vaccinium*, kiwifruit, durians, persimmons,
- Other berries; tamarinds