



Specialty Crops Market News Division U.S. Mexico Canada Agreement Seasonal Perishable Products Weekly Update

Agricultural Marketing Service

Issued Weekly

Friday, February 3, 2023

Update for Week of January 29 – February 4, 2023

This report provides trend analysis of the volume and prices of Seasonal Perishable commodities. Volume represents current week and prices represent open (spot) market sales by first handlers on product of generally good quality and condition unless otherwise stated and may include promotional allowances or other incentives. The charts provide graphic representation of the volume and prices of the major commodities this week based on seasonal volume.

The latest USDA statistics show how Mexico dominates U.S. imports of fruits and vegetables. Many fresh produce commodities coming from Mexico show double-digit gains over the last two years. The top-valued commodity imported into the U.S. is avocados at a value of \$2.9 billion. According to USDA statistics, from December 2021 through November 2022, Mexican avocados accounted for 88% of the value of all U.S. avocado imports in 2022. Mexican avocados have become a staple in American diets, especially around Super Bowl Sunday. According to the Dallas-based trade group, Avocados from Mexico (AFM), guacamole has become a Super Bowl ritual. Americans consume an estimated 105 million pounds of avocados on Super Bowl Sunday, making it the biggest avocado day of the year. The avocado industry started promoting guacamole as the signature food for the Super Bowl back in the 1990's, shortly after the NAFTA agreement began allowing avocados to be imported from other countries. By 2008, Mexico had become the largest supplier of avocados to the U.S. market.

Peru imports of blueberries through Philadelphia and New York City area ports of entry movement expected to decrease as most growers are finished for the season. Trading moderate with prices unchanged. Flats 12 1-pint cups with lids large 20.00-24.00. Quality variable. Movement of blueberries through Arizona, California and Texas is expected about the same. Trading early active, late fairly active. Prices pints slightly higher, 6-ounce cups generally unchanged. Flats 12 1-pint cups with lids mostly 22.00. Flats 12 6-ounce cups with lids mostly 14.00. Quality generally good. Chile imports of blueberries through various east coast ports of entry movement expected to decrease as several growers have finished for the season. Trading moderate with prices unchanged. Flats 12 1-pint cups with lids large 16.00-20.00. Some loads shipped open to terminal markets. Wide range in quality. Chile imports of blueberries through various west coast ports of entry movement expected to decrease sharply as most growers have finished for the season. Supplies insufficient and in too few hands to establish a market. Quality variable. The last F.O.B. report was issued this week.

Movement of avocado crossings from Mexico through Texas is expected to remain about the same. Trading moderate. Prices 32-40s generally unchanged, others lower. Cartons 2-layer Hass 32-40s mostly 22.25-23.25, 48s and 60s mostly 23.25-24.25, 70s mostly 21.25-22.25. Avocado volume is fairly heavy, which is to be expected this time of year. The shippers are relieved to see movement mostly keeping pace with the large volume arriving. As volume comes in, shippers are able to move product out just in time for the Super Bowl. Extra services included.

Movement of cucumbers from Mexico crossings through Texas is expected about the same. Trading early active, late moderate. Prices much lower. 1 1/9-bushel cartons medium 20.95-22.95, large mostly 20.95-21.95, fair quality 17.95-18.95. Demand was lower later in the week, and volumes are increasing. Cold and freezing temperatures have also slowed down the availability of trucks and making it hard to travel. Most present shipments from prior bookings and/or previous commitments. Quality variable. Cucumber movement from Mexico crossings through Nogales, Arizona is expected about the same. Trading early slow, late moderate. Prices 36s lower, others much lower. 1 1/9-bushel cartons

For more information on:

- [Shipping Point Report Details](#)
- [Movement Report Details](#)
- [Generating Custom Reports](#)

For assistance please contact: jeff.main@usda.gov

[Custom Average Tool \(CAT\) Graphing tool and aggregated data source.](#)

medium mostly 20.95, large mostly 18.95, fair quality mostly 16.95-18.95 and cartons 36s mostly 10.95-12.95. Growers/shippers are anticipating an increase in crossings/shipments within the next 5-7 days when warmer weather arrives. A major power outage reported on Wednesday affecting the Nogales area and surrounding communities. Most produce business in Nogales is being conducted by using personal cellphones. Quality generally good. Movement of cucumber from Central America imports through South Florida ports of entry is expected to remain about the same. Trading active at lower prices. Prices lower. 1 1/9-bushel cartons medium mostly 26.00-27.00, large mostly 20.00-22.00, fair quality mostly 22.00. Supplies fairly light. Very good growing conditions reported. Most present shipments from prior bookings and/or previous commitments. Quality generally good.

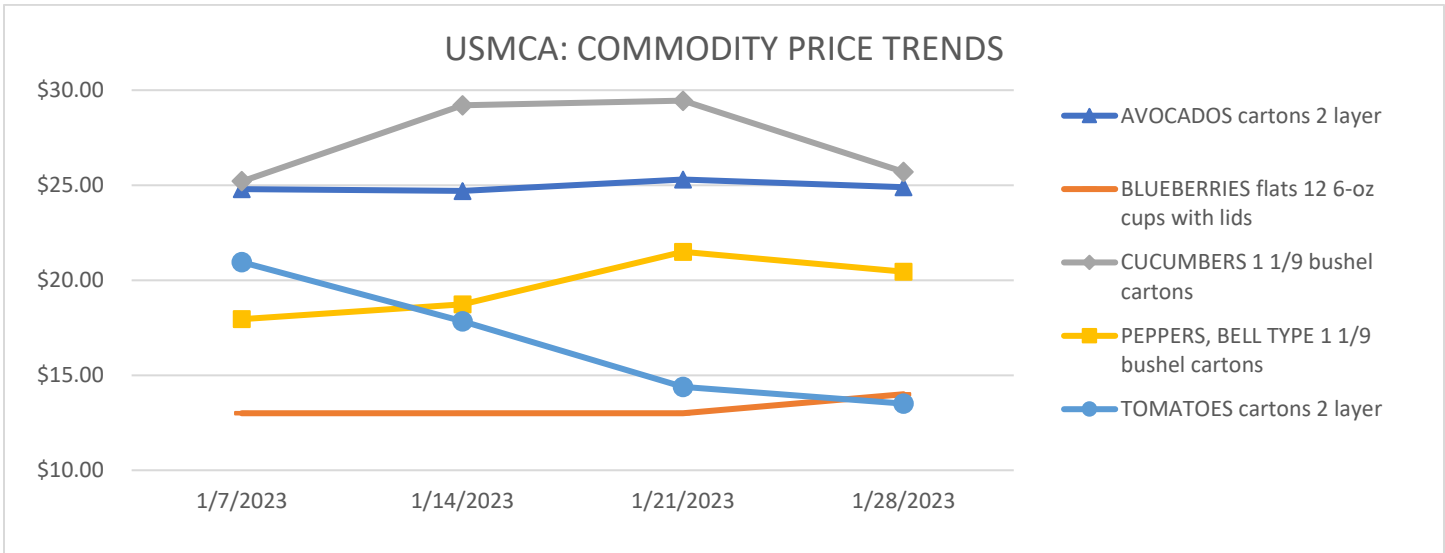
Movement of green bell peppers from Mexico crossings through Nogales, Arizona is expected about the same. Trading slow. Prices lower. 1 1/9-bushel cartons green jumbo and extra-large mostly 16.95, large mostly 14.95-16.95 and medium mostly 12.95-14.95. Trading has slowed down due to an increase in crossings/volume. Prices are lower this week between \$2.00-3.00. Shippers are anticipating an increase in demand for Super Bowl week. A major power outage reported on Wednesday affecting the Nogales area and surrounding communities. Most produce business in Nogales is being conducted by using personal cellphones. Quality generally good. Movement of green bell peppers from Mexico crossings through Texas is expected about the same. Trading moderate. Prices extra-large slightly lower, large slightly higher and medium lower. 1 1/9-bushel cartons green extra-large mostly 14.95-15.95, large mostly 12.95-13.95 and medium mostly 9.95-10.95. Trading has slowed due to lower prices in Florida and the East coast. Prices are lower this week, but shippers are expecting a pull for Super Bowl week. Quality variable. Green bell peppers out of Central and South Florida movement are expected to increase slightly. Trading moderate. Prices lower. 1 1/9-bushel cartons green jumbo and extra-large mostly 16.35-18.35, large supplies insufficient to quote, medium mostly 12.35-14.35 and irregular size fair quality mostly 14.35. Supplies are still being affected by cold temperatures earlier in the year. Supplies light over the weekend. Quality generally good.

Tomato movement from Mexico crossings through Texas is expected about the same. Trading 5x5-5x6s moderate, others slow. Prices much lower. Vine ripens cartons 2-layer 4x4-4x5s mostly 7.40-8.95 and 5x5-5x6s mostly 10.95-12.95. Movement is expected to decrease slightly. February is usually a slow month for Texas and minimum prices are expected for the foreseeable future. Quality generally good. Movement of tomatoes from Mexico crossings through Nogales, Arizona is expected to increase seasonally. Trading 5x6s fairly active, others slow. Prices 5x6s generally unchanged, others much lower. Cartons 2-layer vine ripens 4x4-4x5s 7.40-8.95, 5x5s mostly 12.95, 5x6s (supplies very light) 16.95-18.95. Market prices have decreased significantly, some have reached the minimum price threshold. Despite the lower prices, demand remained moderate during the week. A major power outage reported on Wednesday affecting the Nogales area and surrounding communities. Most produce business in Nogales is being conducted by using personal cellphones. Quality generally good. Tomato movement out of Central and South Florida expected to remain about the same. Trading 6x7 size moderate, others fairly slow. Prices 6x7 size higher, others generally unchanged. 25-pound cartons loose 5x6 size 18.95-19.00, 6x6 size 16.95-19.00 and 6x7 size 14.95-15.00. Demand decreased during the week as shippers received fewer business calls. Tomato supplies continue to increase as shippers are trying to keep the market about steady. Demand remained fairly light to light with prices are about steady to slightly lower by the end of the week. Quality generally good.

The following table provides a four-week price trend of the highest traded commodities this week.

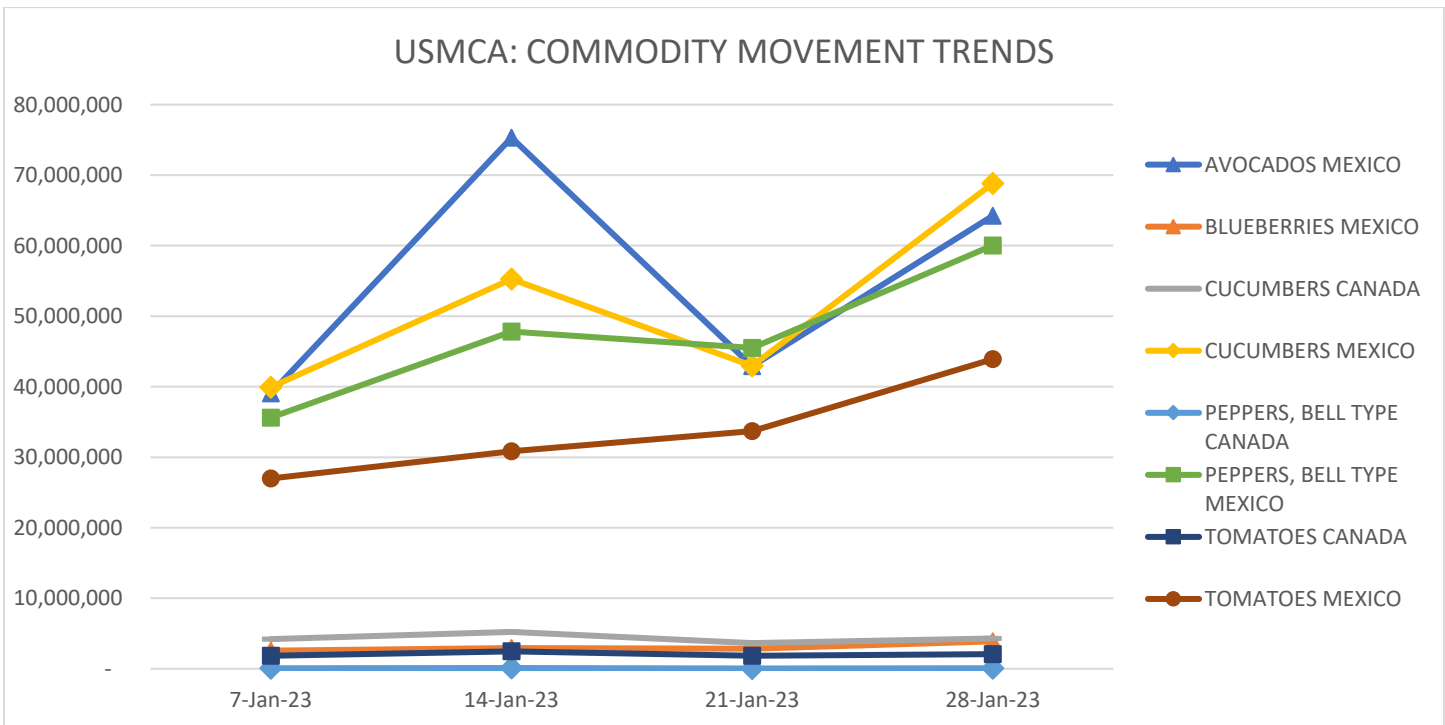
Four Week Price Trend in U.S. Dollars

Commodity	Package	1/7/2023	1/14/2023	1/21/2023	1/28/2023
AVOCADOS	cartons 2 layer	\$ 24.80	\$ 24.70	\$ 25.30	\$ 24.90
BLUEBERRIES	flats 12 6-oz cups with lids	\$ 13.00	\$ 13.00	\$ 13.00	\$ 14.00
CUCUMBERS	1 1/9-bushel cartons	\$ 25.20	\$ 29.20	\$ 29.45	\$ 25.70
PEPPERS, BELL TYPE	1 1/9-bushel cartons	\$ 17.95	\$ 18.74	\$ 21.50	\$ 20.45
TOMATOES	cartons 2 layer	\$ 20.95	\$ 17.84	\$ 14.39	\$ 13.51

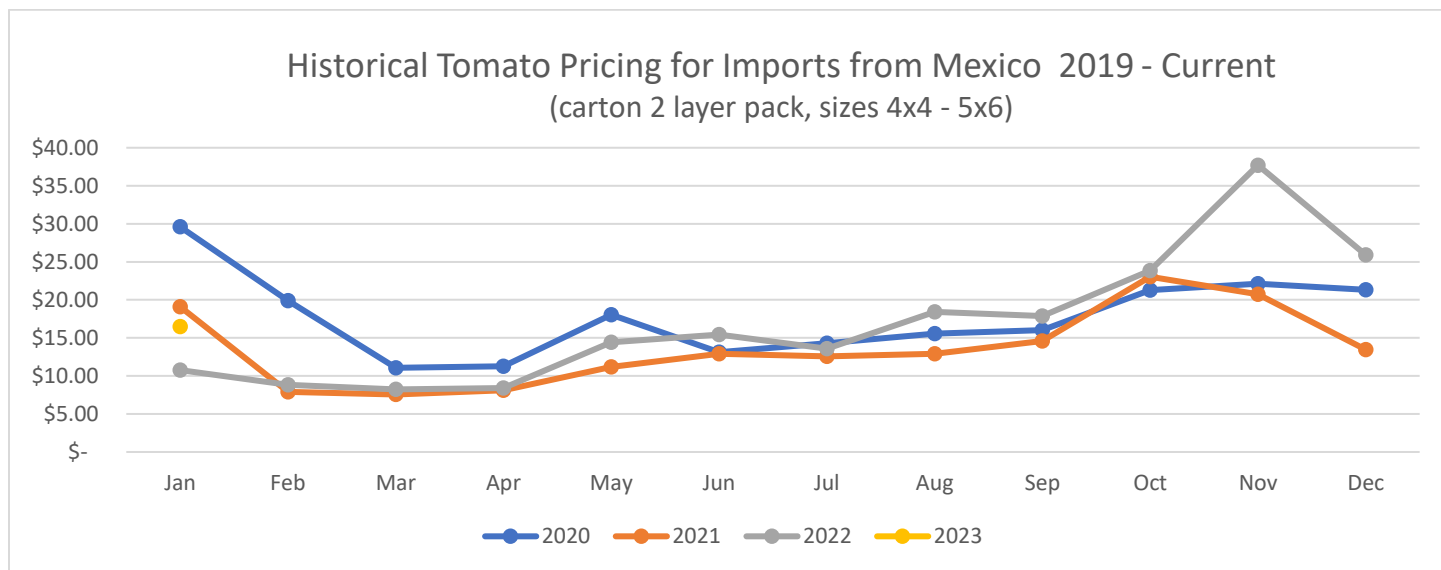


Four Week Movement in Pounds

COMMODITY	ORIGIN	7-Jan-23	14-Jan-23	21-Jan-23	28-Jan-23
AVOCADOS	MEXICO	39,045,407	75,314,720	42,903,578	64,247,759
BLUEBERRIES	MEXICO	2,569,420	2,950,173	2,846,660	3,885,227
CUCUMBERS	CANADA	4,195,790	5,225,496	3,640,622	4,312,423
	MEXICO	39,933,381	55,240,198	42,960,461	68,833,709
PEPPERS, BELL TYPE	CANADA	72,477	106,825	42,351	72,803
	MEXICO	35,623,876	47,835,133	45,514,197	60,043,251
TOMATOES	CANADA	1,853,324	2,465,086	1,845,915	2,073,219
	MEXICO	26,986,754	30,820,445	33,689,382	43,908,895



The following chart, *Historical Tomato Pricing for Imports from Mexico*, is a four-year view of Mexican tomato prices at shipping point. Tomatoes are shown as they are the most consistently traded year-round. They have the highest volume of product moving between the U.S., Mexico, and Canada, along with a high level of market coverage of tomatoes by USDA Market News.



To be regarded as "seasonal and perishable," agricultural products must meet the following conditions: (1) the products are fresh or chilled products falling under the following HS2002 tariff codes: 0701, 0702, 0703, 0704, 0705, 0706, 0707, 0708, 0709, 0803, 0804, 0805, 0806, 0807, 0808, 0809, 0810; (2) the products are marketed in raw form for consumption without "further processing" ("further processing" refers to e.g. crushing, juicing, canning, or any other process that transforms the product from its raw form); and (3) the products normally are marketed within eight weeks after harvesting.

For information on the imported volume and prices of the remaining Seasonal and Perishable commodities listed below please visit: <https://www.marketnews.usda.gov/mnp/fv-home>

- Potatoes
- Tomatoes
- Onions, shallots, garlic, leeks, and other alliaceous vegetables
- Cabbages, cauliflower, kohlrabi, kale, and similar edible brassicas
- Lettuce (*Lactuca sativa*) and chicory (*Cichorium* spp.)
- Carrots, turnips, salad beets (salad beetroot), salsify, celeriac, radishes, and similar edible roots
- Cucumbers, including gherkins
- Leguminous vegetables, shelled or unshelled
- Other vegetables, fresh or chilled: asparagus, eggplants, celery, mushrooms and truffles, peppers (*Capsicum* or of the genus *Pimenta*), spinach, artichokes, olives, pumpkins, squash, and gourds
- Bananas and plantains
- Dates, figs, pineapples, avocados, guavas, mangoes, and mangosteens
- Citrus fruit
- Grapes
- Melons (including watermelons) and papayas (papaws)
- Apples, pears, and quinces
- Apricots, cherries, peaches (including nectarines), plums (including prune plums) and sloes
- Other fruit: strawberries, raspberries, blackberries, mulberries, loganberries, black, white, or red currants and gooseberries (other than kiwifruit), cranberries, blueberries, and other fruits of the genus *Vaccinium*, kiwifruit, durians, persimmons,
- Other berries; tamarinds