



Specialty Crops Market News Division

Agricultural
Marketing
Service

National Retail Report - Specialty Crops

Websites: www.marketnews.usda.gov/mnp/fv-home and <http://www.ams.usda.gov/mnreports/fvwretail.pdf>
and http://www.ams.usda.gov/mnreports/wa_lo100.txt

Volume XVII - Number 6

Issued Weekly

Friday, February 10, 2023

Advertised Prices for Specialty Crops at Major Retail Supermarket Outlets ending during the period of 02/04 to 02/16^{1,2}

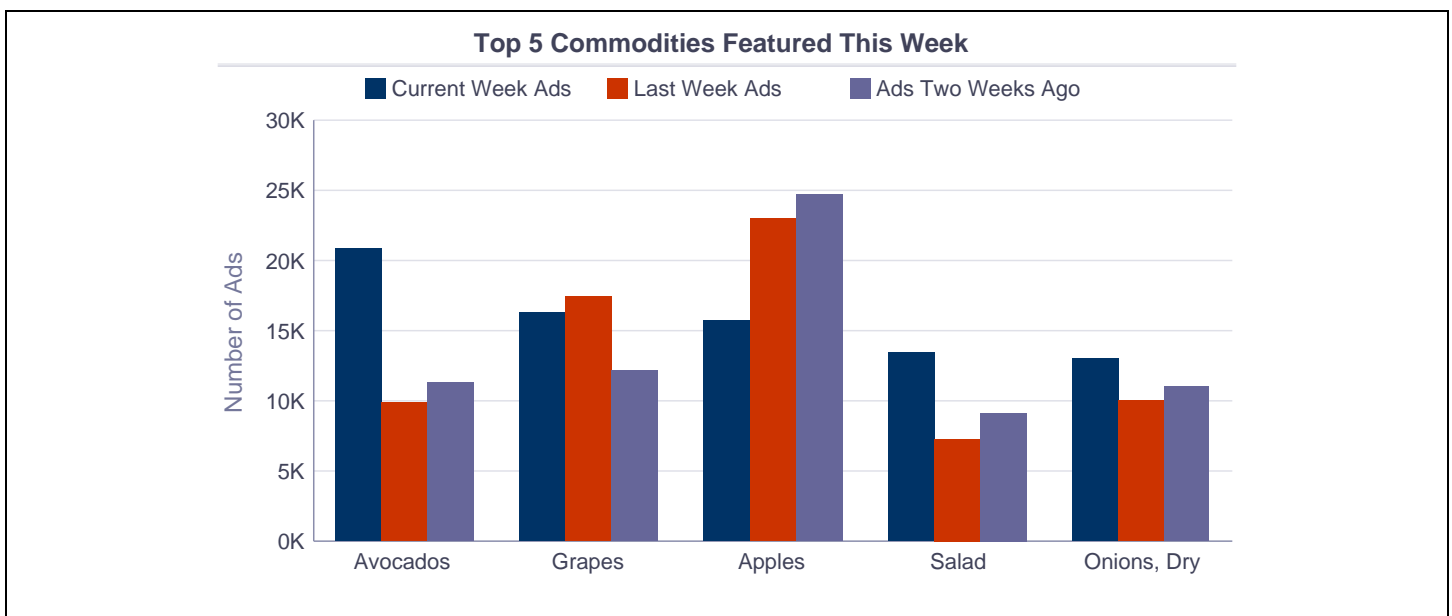
X's and O's

Valentine's Day and the Super Bowl promotions lined up this week for colorful displays of sweet treats and savory snacks. Sweethearts could find roses and tulips to be abundant, along with other Valentine's favorites like raspberries, cherries, strawberries, asparagus, and grapes. Football fans had everything they needed for game time, with avocados, limes, lemons, baby carrots, jalapenos, cilantro, tomatoes, and bell peppers. Fruit and vegetable party trays were well-featured for celebrations of both occasions.

Total ad numbers this week were 268,481, a 1% increase from last week's total of 266,288. The total for the same week last year was 7% higher than for this year. The total number of ads broken out by commodity groups: fruit 138,867 (52% of all ads), onions and potatoes 21,289 (8%), vegetables 89,124 (33%), herbs 2,865, ornamentals 14,791 (6%), and hemp 1,545. The number of ads for organic produce was 33,282, 12% of total ads.

The following are the prices of major advertised items (3,000 plus ads) this week, compared to the same week last year. Significant increases in price for fruit this week included only Honeycrisp apples at 11%. Significant decreases included avocados at 24%, blueberries (1 pt.) at 20%, seedless grapes (red at 18%, black at 12%, white at 10%), limes (ea.) at 16%, and strawberries (1 lb.) at 11%. There were no significant changes in price this week for potatoes and onions. Significant increases in price for vegetables this week included only jalapeno peppers at 28%. There were no significant decreases.

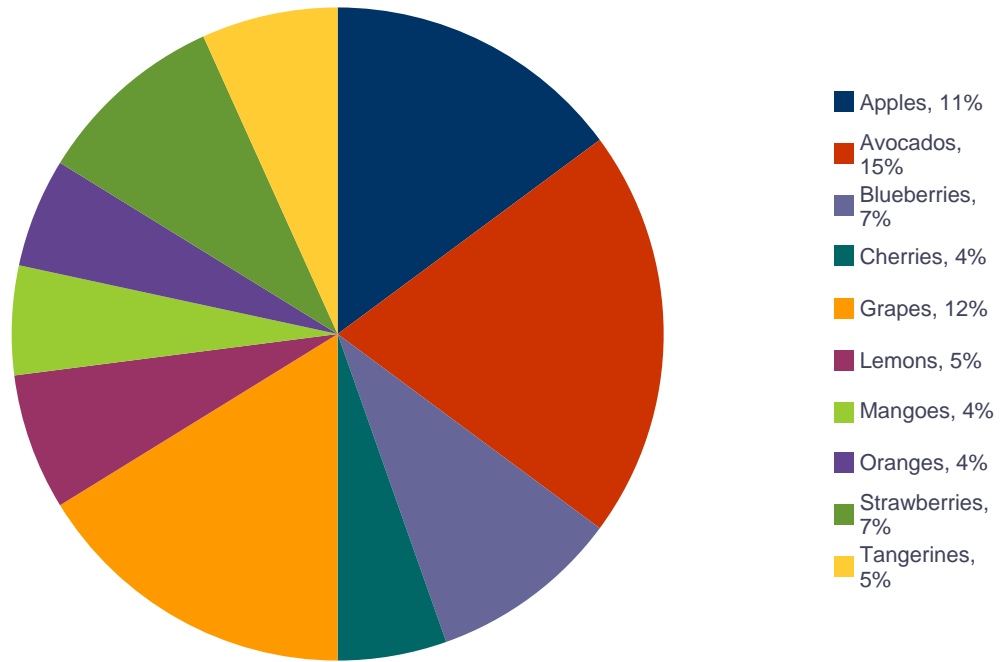
For more detailed information on organic and locally grown produce visit the National Retail--Local and Organic Report at: http://www.ams.usda.gov/mnreports/wa_lo100.txt



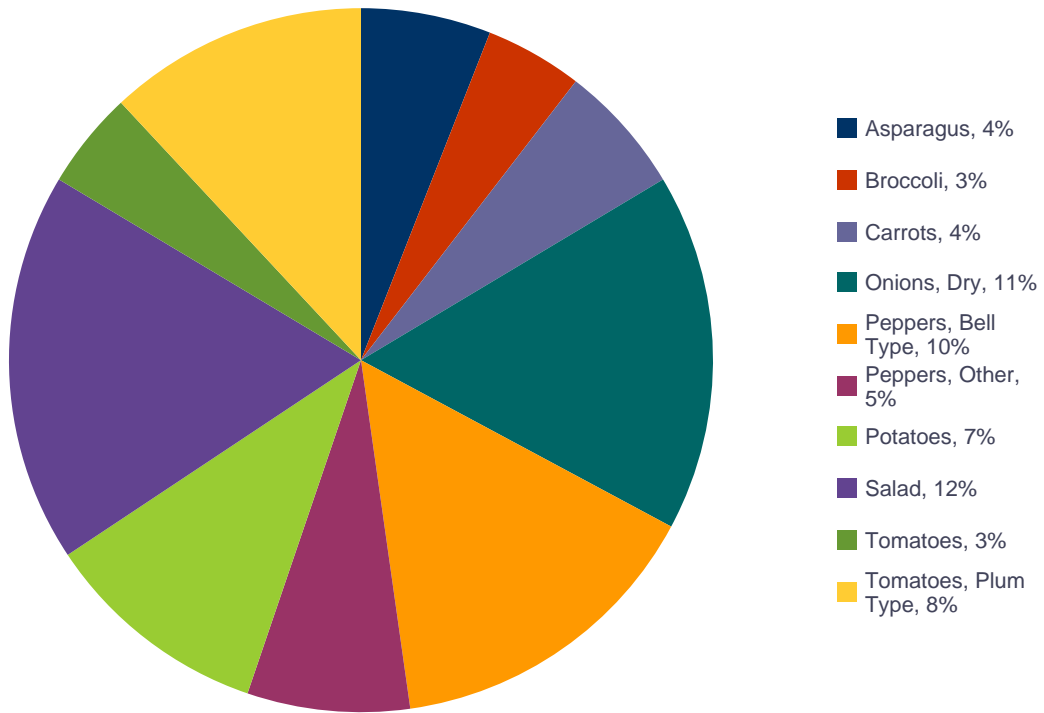
1 - Specialty Crops Market News surveys over 400 retailers, comprising over 30,300 individual stores, with online weekly advertised features.

2 - Date range reflects one week of data collection ending on the report date and encompasses ad pricing good from the Saturday before the report release date through the following Friday.

Top 10 Fruits as Percentage of Total Fruit Ads



Top 10 Vegetables as Percentage of Total Vegetable Ads Including Onions and Potatoes





NATIONAL SUMMARY

(not including AK & HI)

FRUITS								
Commodity	Variety	Unit	THIS WEEK		LAST WEEK		LAST YEAR	
			Stores With Ads	Wtd Avg Price	Stores With Ads	Wtd Avg Price	Stores With Ads	Wtd Avg Price
Apples	Fuji	per pound	1,114	1.93	1,582	1.45	1,500	1.51
Apples	Fuji	3 lb bag	298	3.19	739	3.82	184	3.17
Apples	Fuji	2 lb bag	107	2.99	8	2.99		
Apples	Gala	per pound	482	1.73	684	1.56	469	1.53
Apples	Gala	3 lb bag	595	3.82	2,048	4.05	1,009	3.84
Apples	Gala	2 lb bag	107	2.99	190	2.99	21	2.69
Apples	Golden Delicious	per pound	57	1.50	9	0.99	74	1.47
Apples	Golden Delicious	3 lb bag	60	3.53	400	3.84	121	3.43
Apples	Granny Smith	per pound	240	1.99	682	1.41	347	1.73
Apples	Granny Smith	3 lb bag	6	2.00	408	3.94		
Apples	Honeycrisp	per pound	3,716	2.49	1,475	2.07	1,213	2.24
Apples	Honeycrisp	3 lb bag	129	3.99	107	3.99	1,365	6.39
Apples	Jonagold	3 lb bag	6	2.00	9	5.00	34	3.16
Apples	Mcintosh	per pound	14	0.99	21	1.09	70	1.09
Apples	Mcintosh	3 lb bag	241	4.76	473	4.37	229	3.85
Apples	Mcintosh	2 lb bag	107	2.99	190	2.99	13	2.50
Apples	Pink Lady/Cripps Pink	per pound	1,853	1.90	2,445	1.42	2,493	1.72
Apples	Pink Lady/Cripps Pink	3 lb bag	2,708	3.28	90	2.49	520	3.64
Apples	Red Delicious	per pound	223	1.54	247	1.79	275	1.61
Apples	Red Delicious	3 lb bag	705	3.85	1,110	3.86	1,217	3.69
Apples	Red Delicious	5 lb bag	7	3.97	66	4.88		
Apples	Red Delicious	2 lb bag	115	2.99	232	2.99	13	2.50
Apples, Processed	Juice	64 oz (1/2 gallon)	1,965	2.59	2,370	2.44	1,692	2.39
Apples, Processed	Juice	128 oz (1 gallon)	111	5.95	224	3.08	220	5.59
Apples, Processed	Juice Marked Cider	64 oz (1/2 gallon)	380	2.20	74	2.30	146	2.99
Avocados	Hass	each	19,076	0.92	8,756	0.94	16,363	1.08
Avocados	Various Greenskin Varieties	each	582	1.49	107	1.64		
Bananas		per pound	218	0.52	661	0.42	263	0.50
Blueberries		6 oz package	1,208	2.96	1,223	3.01	1,247	2.96
Blueberries		1 pint package	4,733	2.48	3,340	2.66	3,039	3.09
Blueberries		18 oz package	1,469	4.51	1,896	5.02	2,700	4.44

Wtd Avg - Simple weighted average



Cantaloups		each	787	3.18	3,330	2.51	2,263	3.00
Cantaloups		per pound	20	1.01	212	0.60	170	0.91
Cherries	Red Varieties	per pound	5,673	3.95	9,833	4.53	2,679	4.06
Clementines		5 lb package	402	6.35	94	6.99	96	4.99
Clementines		3 lb bag	1,984	5.21	1,485	4.90	1,715	4.49
Clementines		2 lb bag	221	3.97	427	3.72	264	4.00
Fruit, Other	Apple Pears	per pound	46	3.19			28	2.50
Grapefruit	Red	each	672	1.48	1,215	1.15	630	1.44
Grapefruit	Red	per pound	32	1.23	48	1.61	276	1.00
Grapefruit	Red	5 lb bag	233	5.06	714	4.13	318	5.87
Grapes	Black Seedless	per pound	3,039	2.35	2,586	2.37	930	2.66
Grapes	Red Globe	per pound	532	2.15	666	2.43	255	2.58
Grapes	Red Seedless	per pound	5,951	2.44	6,564	2.07	3,543	2.97
Grapes	White Seedless Type	per pound	5,504	2.24	6,019	2.48	3,656	2.50
Honeydews		each	194	3.83	89	4.12	373	3.14
Honeydews		per pound	110	0.90	137	0.82	8	1.29
Kiwifruit	Hayward	each	808	0.50	442	0.62	486	0.45
Lemons		each	4,153	0.61	1,594	0.51	4,101	0.60
Lemons		per pound	68	0.95	46	0.88	70	0.58
Lemons		2 lb bag	734	3.55	1,117	3.86	1,028	3.38
Limes		each	4,818	0.49	346	0.40	1,582	0.58
Limes		per pound	167	0.91	6	0.99	70	0.72
Mangoes		each	4,916	1.25	6,434	1.13	1,948	1.20
Misc Berries	Blackberries	5.6 - 6 oz package	4,911	2.69	4,351	3.07	5,753	2.88
Nectarines	Various White Flesh Varieties	per pound	394	2.96	334	3.21	51	2.72
Nectarines	Various Yellow Flesh Varieties	per pound	2,784	2.85	3,261	2.84	2,563	2.65
Oranges	Navel	each	1,711	0.88	3,081	0.86	2,017	0.98
Oranges	Navel	per pound	302	1.25	3,599	1.35	2,313	1.22
Oranges	Navel	3 lb bag	1,131	5.10	1,927	4.66	352	4.02
Oranges	Navel	4 lb bag	991	4.92	1,975	4.41	388	4.34
Oranges	Navel	8 lb bag	295	7.91	66	7.07	168	7.78
Oranges	Valencia	3 lb bag	54	3.99			7	1.99
Oranges	Valencia	4 lb bag	31	4.05	71	4.43	41	3.62
Papaya	Maradol/Tainung Types	per pound	388	0.82	588	0.92	736	0.95
Papaya	Solo Type	per pound	104	1.87	54	1.29		
Peaches	Various White Flesh Varieties	per pound	188	2.99	146	3.49	7	0.99
Peaches	Various Yellow Flesh Varieties	per pound	2,705	2.91	3,273	2.84	2,690	2.65
Pears	Bartlett	per pound	725	1.84	610	1.75	570	1.77



Pears	Bosc	per pound	932	1.91	932	1.53	1,148	1.65
Pears	D'Anjou	per pound	1,813	1.66	1,373	1.64	2,106	1.73
Pineapples		each	1,530	3.35	2,792	2.77	2,909	2.88
Pineapples		per pound	406	0.72	238	0.81	324	0.57
Plums		per pound	360	3.04	274	2.84		
Plums	Interspecific Type	per pound	252	3.07	1,412	3.23		
Prunes		per pound	8	3.49	8	3.99		
Raspberries	Red	6 oz package	2,750	3.21	1,784	3.04	4,314	3.10
Strawberries		1 lb package	7,344	3.29	4,810	3.44	10,434	2.98
Strawberries		2 lb package	103	5.41	75	5.50	1,234	5.52
Tangelos		per pound	56	2.11	16	1.64	665	1.42
Tangelos		each	270	1.05	183	1.00	212	1.02
Tangelos		3 lb bag	229	4.86	2,150	4.07	1,258	4.79
Tangerines		per pound	271	1.71	278	2.27	1,287	3.02
Tangerines		3 lb bag	4,487	4.89	7,236	3.68	1,939	4.99
Tangerines		2 lb bag	386	4.37	177	4.20	184	3.99
Tangerines		each	56	0.74	45	0.91	508	2.41
Watermelons	Red Flesh Seedless Miniature	each	413	3.38	514	4.17	528	3.27
Watermelons	Red Flesh Seedless Miniature	per pound	18	0.79	11	0.99		
Watermelons	Red Flesh Seedless Type	each	8	2.99			10	5.00
Watermelons	Red Flesh Seedless Type	per pound	165	0.49	87	0.79	64	0.41
ORGANIC								
Apples	Fuji	per pound	126	2.19	267	2.16	501	2.33
Apples	Fuji	2 lb bag	190	4.18	2,087	4.95	465	4.28
Apples	Gala	per pound	64	2.22	205	2.04	1,366	2.49
Apples	Gala	2 lb bag	241	4.29	2,289	4.92	808	4.08
Apples	Granny Smith	per pound	69	2.38	70	2.36	458	1.89
Apples	Granny Smith	2 lb bag	1,402	4.87	897	4.87	462	4.28
Apples	Honeycrisp	per pound	314	3.63	56	4.00	796	3.97
Apples	Honeycrisp	2 lb bag	59	6.59	1,379	5.40	35	5.99
Apples	Pink Lady/Cripps Pink	per pound	86	2.43	31	2.76	323	2.04
Apples	Pink Lady/Cripps Pink	2 lb bag	93	4.70	672	4.20	45	3.79
Apples, Processed	Juice	64 oz (1/2 gallon)	24	2.79	53	4.34	242	2.49
Avocados	Hass	each	1,157	1.58	938	1.76	1,005	2.18
Bananas		per pound	110	0.90	549	0.80	277	0.94
Blueberries		6 oz package	701	4.05	4,155	2.90	1,940	3.59
Blueberries		1 pint package	962	4.45	874	4.48	264	4.65
Blueberries		18 oz package	137	5.04	131	7.23	171	4.26



Clementines		2 lb bag	737	5.24	643	5.41	1,024	4.57
Grapes	White Seedless Type	per pound	1,204	3.98	1,590	4.24		
Kiwifruit	Hayward	each	11	1.50	11	1.50		
Kiwifruit	Hayward	1 lb bag	61	4.99	664	4.37		
Lemons		each	88	1.46	33	0.96	374	0.85
Lemons		2 lb bag	1,931	5.07	2,161	5.04	255	4.99
Limes		each	96	0.87	24	0.80	200	0.67
Mangoes		each	227	1.13	759	1.82	33	2.09
Misc Berries	Blackberries	5.6 - 6 oz package	203	3.94	567	3.63	1,352	3.65
Oranges	Navel	per pound	482	2.00	634	1.67	563	1.61
Oranges	Navel	3 lb bag	22	3.99				
Oranges	Navel	4 lb bag	250	5.54	311	5.33	220	5.15
Pears	Bartlett	per pound	135	1.99	109	1.99		
Pears	Bosc	per pound	378	2.04	496	2.03	502	2.28
Pears	D'Anjou	per pound	373	2.07	503	2.02	485	2.13
Raspberries	Red	6 oz package	132	4.99	590	4.12	1,133	3.73
Strawberries		1 lb package	1,714	3.84	198	5.00	1,347	3.71
Tangelos		3 lb bag	107	3.98	120	3.99	276	3.98
Tangerines		3 lb bag	236	3.98				
Tangerines		2 lb bag	1,782	4.97	3,591	4.32	1,165	4.56

ONIONS AND POTATOES

Commodity	Variety	Unit	THIS WEEK		LAST WEEK		LAST YEAR	
			Stores With Ads	Wtd Avg Price	Stores With Ads	Wtd Avg Price	Stores With Ads	Wtd Avg Price
Onions, Dry	Red	per pound	2,329	1.29	852	1.05	801	1.47
Onions, Dry	Red	2 lb bag	1,701	2.34	270	2.06	9	1.49
Onions, Dry	White	per pound	2,053	1.00	1,173	0.99	1,661	1.09
Onions, Dry	White	2 lb bag	282	2.57	302	2.50	1,251	2.01
Onions, Dry	White	3 lb bag	7	2.99	42	0.99	8	1.49
Onions, Dry	Yellow	per pound	322	1.06	750	0.84	292	0.80
Onions, Dry	Yellow	2 lb bag	444	1.53	427	1.19	282	1.45
Onions, Dry	Yellow	3 lb bag	834	2.68	2,332	2.19	1,416	2.48
Onions, Dry	Yellow	5 lb bag	60	2.69	216	4.06		
Onions, Dry	Yellow Marked Sweet	per pound	1,008	1.39	2,078	1.26	1,495	1.25
Onions, Dry	Yellow Marked Sweet	2 lb bag	14	2.99	116	2.49		
Onions, Dry	Yellow Marked Sweet	3 lb bag	391	3.43	333	3.88	2,238	3.66
Onions, Dry	Yellow Marked Sweet	5 lb bag	945	4.49	78	2.99	233	3.50

Wtd Avg - Simple weighted average



Potatoes	Round Red	per pound	358	1.16	759	1.09	294	0.97
Potatoes	Round Red	3 lb bag	289	2.95	497	3.57	240	3.83
Potatoes	Round Red	5 lb bag	949	3.64	5,205	4.13	3,089	3.48
Potatoes	Round White	per pound	15	1.43				
Potatoes	Round White	5 lb bag	27	3.55	213	2.91	257	3.74
Potatoes	Russet	per pound	416	1.00	250	1.07	2,285	0.99
Potatoes	Russet	3 lb bag	38	1.71	93	1.21	45	2.13
Potatoes	Russet	5 lb bag	2,937	3.24	1,989	3.11	2,947	2.98
Potatoes	Russet	10 lb bag	335	5.02	311	4.70	812	5.04
Potatoes	Russet	8 lb bag	100	4.75	124	4.57	301	3.14
Potatoes	Yellow Type	per pound	202	1.34	496	1.19	58	0.90
Potatoes	Yellow Type	3 lb bag	213	2.51	751	3.14	473	4.84
Potatoes	Yellow Type	5 lb bag	822	4.21	4,164	4.22	1,852	3.87
Potatoes	Yellow Type	10 lb bag	8	3.99				

ORGANIC

Onions, Dry	Red	per pound	295	1.99	9	1.49	3	1.88
Onions, Dry	Red	3 lb bag	34	3.99				
Onions, Dry	White	per pound	287	1.99				
Onions, Dry	White	3 lb bag	34	3.99				
Onions, Dry	Yellow	per pound	454	1.72	337	2.11	130	1.45
Onions, Dry	Yellow	3 lb bag	1,422	4.50	196	4.96	136	4.52
Potatoes	Round Red	3 lb bag	551	3.68	278	3.99	677	3.79
Potatoes	Round Red	5 lb bag	34	5.99				
Potatoes	Round White	3 lb bag	184	3.50				
Potatoes	Russet	per pound	154	1.29	154	1.29	130	1.49
Potatoes	Russet	3 lb bag	255	3.99	258	3.87	391	3.99
Potatoes	Russet	5 lb bag	45	6.12	523	4.59	28	3.42
Potatoes	Yellow Type	per pound	7	1.49	7	1.49	11	1.63
Potatoes	Yellow Type	3 lb bag	356	3.77	284	3.99	667	3.79

VEGETABLES

Commodity	Variety	Unit	THIS WEEK		LAST WEEK		LAST YEAR	
			Stores With Ads	Wtd Avg Price	Stores With Ads	Wtd Avg Price	Stores With Ads	Wtd Avg Price
Artichokes		each	1,168	2.58	1,289	2.76	2,299	2.47
Asparagus	Green	per pound	4,235	2.21	1,335	2.89	10,251	2.35
Beans	Round Green Type	per pound	1,268	1.99	1,989	1.87	401	1.62
Beets		per pound	7	0.99	93	1.15	45	0.67

Wtd Avg - Simple weighted average



Bok Choy		per pound	30	1.18	54	1.42	8	1.14
Broccoli		per pound	225	0.93	143	1.36	95	0.94
Broccoli		per bunch	681	2.83	1,384	2.90	1,473	2.50
Broccoli	Baby Hybrid Type	per bunch	35	2.00			23	3.50
Broccoli	Crown Cut	per pound	2,046	1.88	4,253	2.05	2,087	1.85
Brussels Sprouts		per pound	268	1.31	1,246	2.32	914	2.21
Cabbage	Red Type	per pound	80	1.00			45	1.29
Cabbage	Round Green Type	per pound	457	0.75	1,779	0.74	2,531	0.64
Carrots		per pound	145	0.51	22	0.62	130	0.54
Carrots		1 lb bag	30	1.00	82	0.93	50	0.58
Carrots		2 lb bag	8	1.99	425	2.14	283	1.60
Carrots	Baby Peeled	1 lb bag	1,235	1.39	829	1.44	2,545	1.21
Carrots	Baby Peeled	2 lb bag	2,233	2.38	540	2.18	932	2.42
Cauliflower		each	2,361	2.79	992	2.88	1,855	2.99
Cauliflower		per pound	307	1.96	502	1.35	301	1.44
Celery		each	1,339	1.53	575	1.58	2,645	1.35
Celery	Hearts	each	794	3.17	438	2.94	457	2.81
Cilantro		per bunch	2,811	0.81	1,426	0.99	2,013	0.70
Corn-Sweet		each	475	0.85	115	0.45	479	0.43
Cucumbers		each	1,376	0.66	2,411	0.65	3,610	0.87
Cucumbers	Long Seedless-Greenhouse	each	444	1.37	427	1.55	1,462	1.70
Eggplant		per pound	233	1.50	348	1.35	169	1.56
Eggplant		each	57	0.88	53	0.83	224	1.17
Garlic		per sleeve	377	1.62	151	1.53	76	1.99
Greens	Collard	per pound	9	0.99				
Greens	Kale	per pound	9	0.99				
Lettuce, Iceberg		each	1,612	1.59	2,681	1.26	1,275	1.33
Lettuce, Iceberg		per pound	8	1.99			7	1.63
Lettuce, Other	Green Leaf	each	257	1.53	338	1.85	150	1.26
Lettuce, Other	Green Leaf	per pound	29	1.50	87	2.36		
Lettuce, Other	Red Leaf	each	292	1.57	252	1.98	150	1.26
Lettuce, Romaine		each	123	1.07	371	1.78	91	1.17
Lettuce, Romaine		per pound	96	1.69	220	2.22	43	1.49
Lettuce, Romaine	Hearts	3 count package	1,345	3.25	1,839	3.21	1,431	3.09
Mushrooms	Portobella	per pound	39	4.99	22	2.49		
Mushrooms	Portobella	8 oz package	122	3.50			1,199	2.02
Mushrooms	Portobella	6 oz package	52	2.99	8	3.00	30	3.99
Mushrooms	White	per pound	292	3.49	23	4.99	36	2.99
Mushrooms	White	8 oz package	2,597	2.02	1,473	1.86	1,341	2.16

Wtd Avg - Simple weighted average



Onions Green		per bunch	1,442	0.91	1,260	0.98	1,333	0.68
Peppers, Bell Type	Green	per pound	259	1.61	122	1.87	772	1.31
Peppers, Bell Type	Green	each	2,284	0.82	1,535	0.78	2,432	0.82
Peppers, Bell Type	Orange	per pound	206	2.42	808	3.30	1,648	3.16
Peppers, Bell Type	Orange	each	1,167	1.25	1,904	1.34	1,514	1.18
Peppers, Bell Type	Orange-Greenhouse	each	76	1.63	12	1.17	700	1.50
Peppers, Bell Type	Red	per pound	1,859	2.99	1,888	2.52	2,132	2.86
Peppers, Bell Type	Red	each	1,854	1.23	2,514	1.24	1,746	1.12
Peppers, Bell Type	Red-Greenhouse	each	76	1.63	12	1.17	700	1.50
Peppers, Bell Type	Yellow	per pound	1,411	3.33	612	3.08	1,689	3.12
Peppers, Bell Type	Yellow	each	1,248	1.24	1,939	1.33	1,496	1.18
Peppers, Bell Type	Yellow-Greenhouse	each	76	1.63	12	1.17	700	1.50
Peppers, Other	Jalapeno	per pound	3,272	1.46	792	1.34	2,964	1.15
Peppers, Other	Mixed Mini Sweet Types	1 lb package	2,528	3.27	1,322	3.17	1,608	2.71
Peppers, Other	Serrano	per pound	112	1.11	17	1.64	433	0.76
Radishes		per bunch	915	0.96	802	1.10	803	0.58
Radishes		1 lb bag	266	1.91	228	1.98	320	1.92
Salad	Mixed Types	1 lb bag	8	1.99			227	4.40
Salad	Mixed Types	10 - 12 oz package	3,942	2.87	2,319	2.55	5,159	2.76
Salad	Mixed Types	5 - 9 oz package	5,002	2.84	3,340	3.10	4,158	2.81
Spinach		per bunch	76	1.07	220	1.14	125	1.11
Spinach	Flat, Baby Type	10 oz package	194	3.38	216	3.37	37	2.50
Spinach	Flat, Baby Type	1 lb package	122	5.99	26	2.91	33	3.00
Spinach	Flat, Baby Type	8 oz package	475	2.06	204	2.65	146	3.00
Spinach	Flat, Baby Type	9 oz package	29	2.99	470	2.95	43	2.50
Spinach	Flat, Baby Type	5 - 6 oz package	154	3.41	1,282	3.32	1,226	3.00
Squash	Acorn	per pound	55	0.88	74	1.01	1,362	0.90
Squash	Grey	per pound	181	0.86	227	0.94	112	0.85
Squash	Yellow Crookneck/Straightneck	per pound	921	1.40	1,086	1.28	1,234	1.48
Squash	Zucchini	per pound	1,099	1.36	1,339	1.24	1,208	1.49
Sweet Potatoes		per pound	532	1.13	1,363	0.93	1,597	1.01
Tomatillos		per pound	911	1.10	387	0.88	883	0.78
Tomatoes		per pound	1,926	1.81	2,275	1.85	2,571	1.75
Tomatoes	Vine Ripes	per pound	484	1.72	500	1.47	308	1.75
Tomatoes	Vine Ripes, On The Vine-Greenhouse	per pound	789	2.00	937	2.13	1,747	1.85
Tomatoes	Vine Ripes-Greenhouse	per pound	84	2.03	590	2.05	172	1.91
Tomatoes, Grape Type		1 pint package	1,058	2.43	1,384	1.91	1,350	2.21
Tomatoes, Grape Type		10 oz package	984	2.59	578	2.48	3,051	2.48



Tomatoes, Plum Type	Roma	per pound	9,093	1.16	2,039	1.16	6,937	1.16
Vegetables Other	Cactus Leaf (Nopales)	per pound	29	0.79	20	0.88	5	0.50
ORGANIC								
Asparagus	Green	per pound	8	5.99			526	2.45
Broccoli		per pound	287	2.49	59	1.54	13	1.50
Broccoli		per bunch	275	3.64	418	3.44	34	3.60
Broccoli	Crown Cut	per pound	20	2.44	9	2.99		
Brussels Sprouts		per pound	134	3.14	125	3.12	16	4.99
Cabbage	Red Type	per pound	8	0.99				
Cabbage	Round Green Type	per pound	8	0.99			58	1.55
Carrots		per pound	163	1.69	171	1.77	130	1.39
Carrots		1 lb bag	34	2.50	6	1.29		
Carrots		2 lb bag	197	2.49	189	2.49	36	3.02
Carrots		per bunch	16	2.99	93	2.03	34	2.74
Carrots	Baby Peeled	1 lb bag	598	1.89	1,568	1.50	885	1.57
Carrots	Baby Peeled	2 lb bag	131	3.49	418	3.49	239	3.49
Cauliflower		each	129	4.56	74	3.84	105	4.36
Cauliflower		per pound	298	2.48	33	2.76	58	1.96
Celery		each	52	2.08	36	2.00	82	2.91
Celery		per pound	177	1.35	285	1.82		
Celery	Hearts	each	174	2.85	82	2.55	444	2.96
Cilantro		per bunch	53	0.99	566	1.13	58	0.80
Cucumbers		each	314	1.62				
Cucumbers	Long Seedless-Greenhouse	each	15	3.00	8	2.50	283	1.99
Greens	Kale	per bunch	67	2.00	202	2.00	85	2.42
Greens	Swiss Chard	per bunch	72	2.02	28	2.85	25	2.24
Lettuce, Other	Green Leaf	each	22	2.50	112	2.64		
Lettuce, Other	Red Leaf	each	152	2.50	112	2.64		
Lettuce, Romaine		each	27	2.00	95	2.72	5	2.19
Lettuce, Romaine	Hearts	3 count package	924	3.89	235	4.01	809	4.08
Mushrooms	White	8 oz package	132	3.07	337	3.15	1,000	2.74
Onions Green		per bunch	119	1.08	343	0.88	224	1.00
Peppers, Bell Type	Orange	per pound	17	3.46	16	4.49	12	2.99
Peppers, Bell Type	Orange	each	11	1.67			20	1.87
Peppers, Bell Type	Red	per pound	33	3.72	54	3.53	23	3.95
Peppers, Bell Type	Red	each	44	2.12	24	2.50	262	2.26
Peppers, Bell Type	Yellow	per pound	17	3.46	16	4.49	12	2.99
Peppers, Bell Type	Yellow	each	11	1.67			20	1.87

Wtd Avg - Simple weighted average



Peppers, Other	Mixed Mini Sweet Types	1 lb package	131	3.53	38	4.28	192	2.86
Salad	Mixed Types	1 lb bag	294	5.41	392	5.00	512	5.39
Salad	Mixed Types	10 - 12 oz package	346	5.08	90	4.99	265	6.04
Salad	Mixed Types	5 - 9 oz package	3,764	3.65	1,169	3.56	1,853	3.61
Spinach		per bunch	64	1.58	33	2.00		
Spinach	Flat, Baby Type	10 oz package	11	4.99	9	4.99		
Spinach	Flat, Baby Type	9 oz package	433	3.04	413	2.99		
Spinach	Flat, Baby Type	5 - 6 oz package	659	3.72	80	3.32	466	3.40
Squash	Butternut	per pound	343	1.28				
Squash	Spaghetti	per pound	343	1.28				
Squash	Zucchini	per pound	24	2.49	1,297	2.29	242	2.29
Sweet Potatoes		per pound	59	1.99			96	1.53
Tomatoes	Vine Ripe - Heirloom Varieties-Greenhouse	per pound	49	4.46	89	2.94		
Tomatoes	Vine Ripes, On The Vine-Greenhouse	per pound	197	2.49	197	2.49	40	2.99
Tomatoes	Vine Ripes-Greenhouse	per pound	24	2.79	24	2.79		
Tomatoes, Cherry		1 pint package	21	2.69	108	3.41	13	2.50
Tomatoes, Grape Type		1 pint package	599	3.18	639	3.54	913	2.80
Tomatoes, Plum Type	Roma	per pound	45	3.24	16	2.77	62	1.43

OTHER SPECIALTY CROPS ITEMS

Commodity	Variety	Unit	THIS WEEK		LAST WEEK		LAST YEAR	
			Stores With Ads	Wtd Avg Price	Stores With Ads	Wtd Avg Price	Stores With Ads	Wtd Avg Price
Hemp Protein		16 oz package	52	16.99			31	19.99
Hemp Seeds-Shelled		8 oz package	338	8.47	349	8.45	480	8.20
Hemp Seeds-Shelled		16 oz package	298	15.08	298	15.08	264	13.99

ORGANIC

Hemp Protein		16 oz package	109	13.99	109	13.99	166	16.97
Hemp Seeds-Shelled		7 oz package	425	11.96	436	10.39	273	9.37
Hemp Seeds-Shelled		12 oz package	263	14.90	349	14.58	269	12.74
Hemp Seeds-Shelled		16 oz package	52	11.99	52	11.99	31	14.99

SEASONAL ITEMS

Commodity	Variety	Unit	THIS WEEK		LAST WEEK		LAST YEAR	
			Stores With Ads	Wtd Avg Price	Stores With Ads	Wtd Avg Price	Stores With Ads	Wtd Avg Price



Chayote		per pound	85	0.84	15	0.67	68	0.89
Chayote		each	146	0.40	175	0.40	338	0.68
Rose, Hybrid Tea		bunched 12s	10,497	20.48	532	22.68	9,568	19.15
Tulips		bunched 10s	4,198	7.85	1,382	8.08	4,580	7.23



REGIONAL DETAILS

Commodity Variety	Unit	NORTHEAST U.S.				SOUTHEAST U.S.				MIDWEST U.S.			
		Price Range	Stores with Ads	Wtd Avg Price	% Marked Local	Price Range	Stores with Ads	Wtd Avg Price	% Marked Local	Price Range	Stores with Ads	Wtd Avg Price	% Marked Local
FRUITS													
Apples Fuji	per pound	1.67-2.49	440	2.02		1.99-2.29	316	2.21		0.79-1.99	74	1.50	
Apples Fuji	3 lb bag									1.99-4.98	289	3.11	2
Apples Fuji	2 lb bag	2.99	107	2.99									
Apples Gala	per pound	1.39-1.99	236	1.90		1.99	88	1.99		1.89-1.99	25	1.95	
Apples Gala	3 lb bag	3.99-4.99	193	4.94		3.00-4.99	63	3.79		1.99-3.00	293	2.94	9
Apples Gala	2 lb bag	2.99	107	2.99									
Apples Golden Delicious	per pound	1.29	34	1.29						1.48-1.99	23	1.81	
Apples Golden Delicious	3 lb bag	3.99	38	3.99		3.00	3	3.00		2.00-3.00	19	2.68	32
Apples Granny Smith	per pound	1.99	207	1.99		1.99	33	1.99					
Apples Granny Smith	3 lb bag									2.00	6	2.00	100
Apples Honeycrisp	per pound	1.29-2.99	530	2.20	2	0.98-2.99	993	2.61		0.98-2.99	1,002	2.53	
Apples Honeycrisp	3 lb bag									3.99	22	3.99	
Apples Jonagold	3 lb bag									2.00	6	2.00	100
Apples McIntosh	per pound									0.99	14	0.99	
Apples McIntosh	3 lb bag	3.99-4.99	221	4.82		4.99	14	4.99		2.00	6	2.00	100
Apples McIntosh	2 lb bag	2.99	107	2.99									
Apples Pink Lady/Cripps Pink	per pound	1.99	329	1.99		1.99-2.49	381	2.47		0.89-2.69	192	1.88	
Apples Pink Lady/Cripps Pink	3 lb bag	2.99-3.99	617	3.27		2.99-5.99	564	3.17		2.99-3.99	1,118	3.33	
Apples Red Delicious	per pound	1.29-1.99	71	1.65		1.29-1.99	76	1.87		1.99	15	1.99	
Apples Red Delicious	3 lb bag	1.99-4.99	319	4.11		2.50-4.99	32	3.64		2.00-3.99	115	3.77	5
Apples Red Delicious	5 lb bag									3.97	7	3.97	
Apples Red Delicious	2 lb bag	2.99	107	2.99		2.99	8	2.99					
Apples, Processed Juice	64 oz (1/2 gallon)	1.50-4.39	689	2.43		1.50-3.29	120	2.45		1.67-3.00	355	2.30	
Apples, Processed Juice	128 oz (1 gallon)	5.79-5.99	81	5.93		5.99	30	5.99					
Apples, Processed Juice Marked Cider	64 oz (1/2 gallon)	2.00	24	2.00						2.29-3.00	207	2.32	
Avocados Hass	each	0.65-2.50	3,111	1.05		0.33-1.69	5,123	0.81		0.49-2.50	4,319	0.87	
Avocados Various Greenskin Varieties	each					1.48-1.50	553	1.49					
Bananas	per pound	0.46-0.59	53	0.55		0.34-0.58	33	0.35					
Blueberries	6 oz package					1.67-3.34	495	3.23		2.00-2.99	45	2.81	

Wtd Avg - Simple weighted average



Commodity Variety	Unit	NORTHEAST U.S.				SOUTHEAST U.S.				MIDWEST U.S.			
		Price Range	Stores with Ads	Wtd Avg Price	% Marked Local	Price Range	Stores with Ads	Wtd Avg Price	% Marked Local	Price Range	Stores with Ads	Wtd Avg Price	% Marked Local
Blueberries	1 pint package	1.99-3.99	1,303	2.69		1.99-3.99	630	2.25		1.49-3.99	2,444	2.37	
Blueberries	18 oz package	5.99	70	5.99		2.49-3.98	142	3.04		3.34	8	3.34	
Cantaloups	each	1.99-3.99	219	3.08		0.98-3.99	229	2.74		2.00-3.99	259	3.83	
Cantaloups	per pound									1.19	11	1.19	
Cherries Red Varieties	per pound	2.99-5.99	304	4.56		2.99-5.99	2,750	4.32		1.99-5.99	1,052	3.44	
Clementines	3 lb bag	3.99-7.99	714	5.52		4.99-5.99	55	5.74		3.99-5.99	169	4.99	
Clementines	2 lb bag	2.99-3.99	207	3.97		3.99	14	3.99					
Fruit, Other Apple Pears	per pound	2.49	6	2.49									
Grapefruit Red	each	1.00-2.50	568	1.53		1.00-1.25	17	1.04		1.25-1.67	53	1.33	
Grapefruit Red	per pound									1.48	25	1.48	
Grapefruit Red	5 lb bag	4.99-7.99	203	5.12		4.49-4.99	23	4.79		3.97	7	3.97	
Grapes Black Seedless	per pound	1.49-3.79	637	2.65		1.88-2.99	530	2.02		1.68-2.99	863	2.00	
Grapes Red Globe	per pound	1.99-2.99	244	2.90		1.99-2.99	63	2.79		0.99-1.99	210	1.09	
Grapes Red Seedless	per pound	1.49-3.79	1,281	2.68		1.49-3.49	1,349	2.08		1.68-4.99	1,580	2.39	
Grapes White Seedless Type	per pound	1.49-3.79	1,392	2.27		1.49-3.49	1,199	1.82		1.49-4.99	1,411	2.08	
Honeydews	each	3.99-4.99	46	4.51		3.33-4.98	138	3.59		3.98	10	3.98	
Kiwifruit Hayward	each	0.66-0.75	227	0.72		0.75	12	0.75		0.49-0.50	204	0.49	
Lemons	each	0.34-0.99	713	0.73		0.25-0.79	1,262	0.50		0.20-0.88	770	0.62	
Lemons	per pound									0.99	7	0.99	
Lemons	2 lb bag	3.49-4.99	333	3.89		2.99-3.99	90	3.59		2.59-3.99	159	3.27	
Limes	each	0.25-0.99	706	0.55		0.33-0.50	1,913	0.48		0.20-1.25	625	0.74	
Limes	per pound									0.69-0.99	24	0.79	
Mangoes	each	0.99-1.67	1,158	1.07		0.67-2.50	1,512	1.56		0.67-1.67	238	0.88	
Misc Berries Blackberries	5.6 - 6 oz package	2.00-5.00	747	3.16		1.67-3.34	1,756	3.28		0.99-3.50	635	2.30	
Nectarines Various White Flesh Varieties	per pound	2.99	190	2.99						2.99	188	2.99	
Nectarines Various Yellow Flesh Varieties	per pound	1.99-2.99	608	2.70		1.99-2.99	1,590	2.99		1.49-2.99	344	2.83	
Oranges Navel	each	0.34-1.67	1,123	0.93		0.50-1.28	333	0.65		0.88-1.67	226	0.96	
Oranges Navel	per pound	1.49	6	1.49						0.88-1.48	62	1.23	
Oranges Navel	3 lb bag	4.99	287	4.99		3.99-5.99	675	5.49		3.99	11	3.99	
Oranges Navel	4 lb bag	3.99-5.99	522	4.72		3.99-6.99	146	5.09		3.99-5.99	230	5.46	
Oranges Navel	8 lb bag	7.99	237	7.99		6.88-7.99	48	7.76		6.88	10	6.88	
Oranges Valencia	3 lb bag	3.99	54	3.99									

Wtd Avg - Simple weighted average



Commodity Variety	Unit	NORTHEAST U.S.				SOUTHEAST U.S.				MIDWEST U.S.			
		Price Range	Stores with Ads	Wtd Avg Price	% Marked Local	Price Range	Stores with Ads	Wtd Avg Price	% Marked Local	Price Range	Stores with Ads	Wtd Avg Price	% Marked Local
Oranges Valencia	4 lb bag	3.99	29	3.99		4.98	2	4.98					
Papaya Maradol/Tainung Types	per pound	1.29	9	1.29		0.78	26	0.78					
Papaya Solo Type	per pound	1.29	54	1.29									
Peaches Various White Flesh Varieties	per pound								2.99	188	2.99		
Peaches Various Yellow Flesh Varieties	per pound	1.99-2.99	608	2.70		1.99-2.99	1,598	2.98	2.49-2.99	300	2.98		
Pears Bartlett	per pound	1.29-2.49	607	1.83		1.69-1.99	118	1.90					
Pears Bosc	per pound	1.49-2.49	311	1.82		1.69-1.99	118	1.90	1.49-2.48	461	1.92		
Pears D'Anjou	per pound	1.29-2.49	419	1.89		0.99-1.99	209	1.67	1.49-2.48	483	1.91		
Pineapples	each	1.49-3.99	827	3.32		2.50-3.00	101	2.98	3.99	14	3.99		
Plums	per pound	2.99-3.99	66	3.28					2.99	294	2.99		
Plums Interspecific Type	per pound	2.99-3.79	252	3.07									
Raspberries Red	6 oz package	2.50-5.00	388	3.09		2.99-3.34	1,668	3.34	2.50-3.99	59	3.49		
Strawberries	1 lb package	2.49-5.99	1,173	3.20		1.99-4.98	3,845	3.19	2.50-3.99	691	3.31		
Strawberries	2 lb package	4.99	74	4.99									
Tangerines	per pound	0.97-2.29	27	1.26		2.99	40	2.99	1.48-1.99	49	1.65		
Tangerines	3 lb bag	3.99-5.99	28	5.70		3.95-6.99	2,180	5.00	3.97-5.99	919	4.73		
Tangerines	2 lb bag					3.99-4.99	101	4.72	3.99-5.99	281	4.25		
Tangerines	each	1.00	27	1.00									
Tangelos	per pound								0.99-1.76	16	1.42		
Tangelos	each	0.75-1.25	256	1.06		1.00	14	1.00					
Tangelos	3 lb bag	3.79-4.99	207	4.85		4.99	14	4.99	5.00	8	5.00		
Watermelons Red Flesh Seedless Miniature	each	4.49-4.99	96	4.62		2.00-3.99	170	2.80	2.00-4.99	49	3.26		
Watermelons Red Flesh Seedless Type	each	2.99	8	2.99									
FRUITS - ORGANIC													
Apples Fuji	per pound	1.99-2.99	69	2.34									
Apples Fuji	2 lb bag	4.59	59	4.59									
Apples Gala	per pound	1.99-2.49	24	2.30		2.49	3	2.49					
Apples Gala	2 lb bag	4.59	59	4.59					2.99-5.99	51	4.70		
Apples Granny Smith	per pound	2.49	54	2.49									

Wtd Avg - Simple weighted average



Commodity Variety	Unit	NORTHEAST U.S.				SOUTHEAST U.S.				MIDWEST U.S.			
		Price Range	Stores with Ads	Wtd Avg Price	% Marked Local	Price Range	Stores with Ads	Wtd Avg Price	% Marked Local	Price Range	Stores with Ads	Wtd Avg Price	% Marked Local
Apples Granny Smith	2 lb bag	4.59	59	4.59		4.99	1,195	4.99					
Apples Honeycrisp	per pound	3.49-3.99	199	3.97									
Apples Honeycrisp	2 lb bag	6.59	59	6.59									
Apples Pink Lady/Cripps Pink	per pound	2.69-2.99	44	2.85									
Apples Pink Lady/Cripps Pink	2 lb bag	4.59	59	4.59									
Apples, Processed Juice	64 oz (1/2 gallon)	2.79	24	2.79									
Avocados Hass	each	1.67-2.50	608	1.84					0.99-1.50	90	1.30		
Bananas	per pound	0.99	8	0.99					0.89	102	0.89		
Blueberries	6 oz package	3.99-4.99	130	4.81		3.99	74	3.99	2.50	60	2.50		
Blueberries	1 pint package	3.99-5.00	513	4.72		3.99-4.99	100	4.13	3.99	16	3.99		
Blueberries	18 oz package								3.99	105	3.99		
Clementines	2 lb bag	4.99-5.99	373	5.50		4.99	14	4.99	4.99	20	4.99		
Grapes White Seedless Type	per pound					3.99	1,195	3.99					
Lemons	each	1.50	72	1.50									
Lemons	2 lb bag	3.99	24	3.99		4.99	463	4.99	4.99	697	4.99		
Limes	each	0.80-0.89	96	0.87									
Mangoes	each	1.50-1.99	18	1.69		0.98	187	0.98					
Misc Berries Blackberries	5.6 - 6 oz package	4.99	72	4.99					2.50	60	2.50		
Oranges Navel	per pound	1.89	8	1.89					2.49	11	2.49		
Oranges Navel	3 lb bag								3.99	22	3.99		
Oranges Navel	4 lb bag	4.99-7.99	236	5.57		4.99	14	4.99					
Pears Bosc	per pound	1.99-2.49	157	2.10		1.99	86	1.99					
Pears D'Anjou	per pound	1.99-2.49	175	2.14		1.99-2.49	89	2.01					
Raspberries Red	6 oz package	4.99	72	4.99									
Strawberries	1 lb package	2.99-4.99	258	4.41		2.99-4.99	1,011	3.12	4.99	35	4.99		
Tangerines	3 lb bag					3.98	52	3.98					
Tangerines	2 lb bag	5.99	8	5.99		4.99	1,195	4.99	4.49	116	4.49		
ONIONS AND POTATOES													
Onions, Dry Red	per pound	0.89-1.49	604	1.19		1.29-1.49	1,209	1.49	0.49-1.49	251	1.00		
Onions, Dry Red	2 lb bag	1.50-3.99	480	3.10		1.79-1.99	97	1.95	0.99-2.99	812	1.98		
Onions, Dry White	per pound	1.49	10	1.49		1.19-1.99	303	1.23	0.69-1.29	511	0.99		
Onions, Dry	2 lb bag	2.99-3.99	96	3.60		1.95-1.99	90	1.96	1.95-	58	2.22		

Wtd Avg - Simple weighted average



Commodity Variety	Unit	NORTHEAST U.S.				SOUTHEAST U.S.				MIDWEST U.S.			
		Price Range	Stores with Ads	Wtd Avg Price	% Marked Local	Price Range	Stores with Ads	Wtd Avg Price	% Marked Local	Price Range	Stores with Ads	Wtd Avg Price	% Marked Local
White										2.99			
Onions, Dry Yellow	per pound					0.79-0.99	46	0.84		0.99-1.29	46	1.09	
Onions, Dry Yellow	2 lb bag	1.49-1.99	360	1.61		2.50	9	2.50		0.89-1.50	75	1.00	
Onions, Dry Yellow	3 lb bag	1.99-2.50	122	2.40		2.00-2.50	29	2.03		0.99-3.99	447	3.06	
Onions, Dry Yellow	5 lb bag	2.69	60	2.69									
Onions, Dry Yellow Marked Sweet	per pound	0.99-1.69	340	1.44		1.28-1.29	45	1.29		0.99-1.49	515	1.33	
Onions, Dry Yellow Marked Sweet	2 lb bag									2.99	14	2.99	
Onions, Dry Yellow Marked Sweet	3 lb bag	3.99	162	3.99		2.49-3.78	161	2.80		3.25-3.78	41	3.51	
Onions, Dry Yellow Marked Sweet	5 lb bag					4.49	945	4.49					
Potatoes Round Red	per pound	0.89-1.29	82	1.22						0.49	8	0.49	
Potatoes Round Red	3 lb bag					3.48	53	3.48		1.49-2.99	132	2.74	
Potatoes Round Red	5 lb bag	2.99-3.99	650	3.89		2.98-3.98	118	3.01		2.39-3.99	116	3.24	8
Potatoes Round White	5 lb bag	2.50-3.99	27	3.55									
Potatoes Russet	per pound					0.88-1.29	128	1.02		0.98-0.99	106	0.99	
Potatoes Russet	3 lb bag									1.50-2.00	38	1.71	
Potatoes Russet	5 lb bag	2.49-3.99	558	2.97		2.98-3.99	1,422	3.73		1.66-3.99	555	2.70	5
Potatoes Russet	10 lb bag	4.99	29	4.99		3.99-4.99	45	4.61		2.99-5.99	150	5.61	
Potatoes Russet	8 lb bag	4.99	24	4.99		4.99-5.99	39	5.32		3.99	37	3.99	
Potatoes Yellow Type	per pound									1.29	10	1.29	
Potatoes Yellow Type	3 lb bag									2.99	110	2.99	
Potatoes Yellow Type	5 lb bag	3.99-4.99	496	4.04		3.29-4.99	231	4.97		2.98-3.99	59	3.57	
Potatoes Yellow Type	10 lb bag									3.99	8	3.99	

ONIONS AND POTATOES - ORGANIC

Onions, Dry Red	3 lb bag	3.99	34	3.99									
Onions, Dry White	3 lb bag	3.99	34	3.99									
Onions, Dry Yellow	per pound									1.19	13	1.19	
Onions, Dry Yellow	3 lb bag	3.99-4.99	445	4.59		4.49	945	4.49		4.99	11	4.99	
Potatoes Round Red	3 lb bag	3.99	194	3.99		3.50-3.99	66	3.60					
Potatoes Round Red	5 lb bag					5.99	34	5.99					
Potatoes Russet	per pound									1.29	13	1.29	
Potatoes Russet	3 lb bag	3.99	255	3.99									
Potatoes Russet	5 lb bag	6.49	34	6.49									

Wtd Avg - Simple weighted average



Commodity Variety	Unit	NORTHEAST U.S.				SOUTHEAST U.S.				MIDWEST U.S.			
		Price Range	Stores with Ads	Wtd Avg Price	% Marked Local	Price Range	Stores with Ads	Wtd Avg Price	% Marked Local	Price Range	Stores with Ads	Wtd Avg Price	% Marked Local
Potatoes Yellow Type	3 lb bag	3.99	183	3.99		3.50-3.99	66	3.60					
VEGETABLES													
Artichokes	each	2.50-3.00	331	2.51						2.50	664	2.50	
Asparagus Green	per pound	1.49-4.99	362	2.53		0.98-3.49	2,179	1.91		0.99-3.98	527	2.00	
Bok Choy	per pound	0.99	9	0.99						1.49	14	1.49	
Beans Round Green Type	per pound	1.69	34	1.69		2.00	1,195	2.00		1.89	39	1.89	
Broccoli	per pound									0.99	60	0.99	
Broccoli	per bunch	1.99	144	1.99						1.99-3.50	403	3.16	
Broccoli Baby Hybrid Type	per bunch	2.00	35	2.00									
Broccoli Crown Cut	per pound	0.99-2.49	649	1.79		1.79-2.49	161	2.02		0.99-2.59	341	1.37	
Brussels Sprouts	per pound	1.49-1.99	24	1.80						0.99-2.99	240	1.25	
Cabbage Red Type	per pound	0.79	46	0.79									
Cabbage Round Green Type	per pound	0.79	46	0.79		0.69	12	0.69					
Carrots	1 lb bag	1.00	20	1.00						0.99	10	0.99	
Carrots	2 lb bag	1.99	8	1.99									
Carrots Baby Peeled	1 lb bag	0.99-1.99	419	1.68		1.25-1.67	374	1.37		0.99-1.50	206	1.24	
Carrots Baby Peeled	2 lb bag	2.19	75	2.19		2.19-2.49	1,031	2.22		1.98-2.99	441	2.69	
Cauliflower	each	2.29-3.99	530	2.59		2.50-3.99	766	2.99		2.50-4.99	892	2.77	
Cauliflower	per pound									0.99-3.50	183	2.49	
Celery	each	1.49-2.99	168	1.85		1.49-2.00	960	1.50		0.99-2.66	57	1.85	
Celery Hearts	each	2.50-3.99	409	3.66		2.49-3.49	122	2.74		1.99-2.68	221	2.61	
Cilantro	per bunch	0.79-1.50	645	0.99		0.78-0.99	16	0.93		0.35-0.98	239	0.82	
Corn-Sweet	each					0.99	17	0.99					
Cucumbers	each	0.59-1.00	79	0.69		0.50-1.00	491	0.79		0.79-0.99	59	0.94	
Cucumbers Long Seedless-Greenhouse	each	1.67-2.00	59	1.80						1.49-2.00	259	1.52	
Eggplant	per pound	0.99-1.79	215	1.54		1.28	2	1.28		0.99	16	0.99	
Garlic	per sleeve	2.99	65	2.99									
Greens Collard	per pound	0.99	9	0.99									
Greens Kale	per pound	0.99	9	0.99									
Lettuce, Iceberg	each	0.99-2.00	318	1.86		0.78-1.99	580	1.38		0.99-1.98	388	1.81	
Lettuce, Other Green Leaf	each	1.69-2.00	139	1.83		2.00	3	2.00					

Wtd Avg - Simple weighted average



Commodity Variety	Unit	NORTHEAST U.S.				SOUTHEAST U.S.				MIDWEST U.S.			
		Price Range	Stores with Ads	Wtd Avg Price	% Marked Local	Price Range	Stores with Ads	Wtd Avg Price	% Marked Local	Price Range	Stores with Ads	Wtd Avg Price	% Marked Local
Lettuce, Other Green Leaf	per pound	1.50	29	1.50									
Lettuce, Other Red Leaf	each	1.50-2.00	147	1.81		2.00	3	2.00					
Lettuce, Romaine	each	0.99-2.00	20	1.55						0.99	14	0.99	
Lettuce, Romaine	per pound									1.69	96	1.69	
Lettuce, Romaine Hearts	3 count package	2.50-4.00	778	3.21		2.98-3.98	136	3.12		1.49-3.88	190	3.26	
Mushrooms Portobella	per pound									4.99	39	4.99	
Mushrooms White	8 oz package	1.25-2.50	500	2.01		1.89-2.50	1,338	2.06		1.99-3.00	310	2.50	
Onions Green	per bunch	0.50-0.99	248	0.90						0.75	22	0.75	
Peppers, Bell Type Green	per pound	1.49-1.99	93	1.70		1.28	26	1.28		0.99-1.99	140	1.62	
Peppers, Bell Type Green	each	1.00-1.49	260	1.24		0.25-1.29	1,077	0.87		0.66-1.50	201	0.95	
Peppers, Bell Type Orange	per pound	1.49-2.99	119	2.48						0.99-3.99	78	2.48	
Peppers, Bell Type Orange	each	1.25-1.66	170	1.47		0.98-1.67	418	1.13		0.99-1.67	340	1.38	
Peppers, Bell Type Red	per pound	0.99-2.99	444	2.22		1.98-3.49	1,237	3.44		0.99-3.99	122	2.26	
Peppers, Bell Type Red	each	1.00-1.67	573	1.46		0.89-1.67	441	1.12		0.50-1.67	378	1.32	
Peppers, Bell Type Yellow	per pound	1.49-2.99	119	2.48		3.49	1,195	3.49		0.99-3.99	88	2.60	
Peppers, Bell Type Yellow	each	1.25-1.66	170	1.47		0.98-1.67	418	1.13		0.99-1.67	340	1.38	
Peppers, Other Jalapeno	per pound	1.49-1.99	442	1.98		1.49-1.99	449	1.97		0.69-2.99	341	1.34	
Peppers, Other Mixed Mini Sweet Types	1 lb package	2.99-3.99	216	3.46		2.99-3.99	705	3.66		1.99-3.99	1,282	3.03	
Radishes	per bunch	1.67	8	1.67									
Radishes	1 lb bag	1.50-1.99	236	1.89						1.99-2.00	30	2.00	
Salad Mixed Types	10 - 12 oz package	1.38-3.50	1,164	2.91		1.79-3.49	697	2.92		0.88-3.00	868	2.71	
Salad Mixed Types	5 - 9 oz package	1.69-3.50	1,420	2.83		1.99-3.49	1,580	2.70		0.99-3.99	680	2.98	
Spinach	per bunch									0.99	8	0.99	
Spinach Flat, Baby Type	10 oz package									3.33-4.99	194	3.38	
Spinach Flat, Baby Type	8 oz package	2.49-2.99	27	2.84		1.99-2.50	311	2.05		1.88-2.99	137	1.94	
Spinach Flat, Baby Type	9 oz package	2.99	29	2.99									
Spinach Flat, Baby Type	5 - 6 oz package	2.50	24	2.50		2.59	17	2.59		3.50	16	3.50	
Squash Acorn	per pound	0.89	9	0.89									
Squash Yellow Crookneck/Straightneck	per pound	0.99-1.79	190	1.55		1.19-1.78	156	1.58		1.49	212	1.49	
Squash Zucchini	per pound	0.99-1.99	206	1.58		0.78-1.78	182	1.46		0.99-1.69	252	1.43	
Sweet Potatoes	per pound	0.67-0.99	240	0.86		0.59-0.88	39	0.73		0.49-1.48	207	1.44	
Tomatoes	per pound	1.29-2.49	261	2.08		1.49-1.99	1,261	1.97		0.78-1.99	62	1.67	37

Wtd Avg - Simple weighted average



Commodity Variety	Unit	NORTHEAST U.S.				SOUTHEAST U.S.				MIDWEST U.S.			
		Price Range	Stores with Ads	Wtd Avg Price	% Marked Local	Price Range	Stores with Ads	Wtd Avg Price	% Marked Local	Price Range	Stores with Ads	Wtd Avg Price	% Marked Local
Tomatoes Vine Ripes	per pound	1.99-2.49	91	2.39		1.48-1.99	149	1.71		0.79-1.99	75	1.42	
Tomatoes Vine Ripes-Greenhouse	per pound	2.99	9	2.99		1.88-1.99	68	1.90					
Tomatoes Vine Ripes, On The Vine-Greenhouse	per pound	1.49-3.00	198	2.76		1.19-2.99	449	1.67		0.99-2.19	41	1.55	
Tomatoes, Grape Type	1 pint package	1.25-3.00	409	2.44		1.88-3.00	343	2.80		1.50-2.99	248	2.14	
Tomatoes, Grape Type	10 oz package	3.99	11	3.99		1.99	21	1.99		1.50-2.99	201	2.46	
Tomatoes, Plum Type Roma	per pound	0.99-2.99	1,560	1.16		0.78-1.78	2,492	1.21		0.69-1.99	2,217	1.13	
Tomatillos	per pound	1.49	15	1.49		1.98	187	1.98		0.89-0.99	45	0.97	
VEGETABLES - ORGANIC													
Broccoli	per bunch	3.00-3.99	231	3.88						2.49-3.29	31	2.72	
Broccoli Crown Cut	per pound	2.99	9	2.99									
Carrots	per pound									1.66-1.69	22	1.68	
Carrots	1 lb bag					2.50	34	2.50					
Carrots	2 lb bag	2.49	183	2.49		2.49	14	2.49					
Carrots Baby Peeled	1 lb bag	1.99-2.00	298	2.00		1.49-2.00	6	1.75		1.99	10	1.99	
Cauliflower	each	2.99-4.99	55	4.66		4.49	74	4.49					
Celery	each	2.50	9	2.50									
Celery	per pound									1.25	13	1.25	
Celery Hearts	each	2.99	131	2.99						1.99	7	1.99	
Cucumbers	each	2.99	27	2.99									
Cucumbers Long Seedless-Greenhouse	each	3.00	15	3.00									
Greens Kale	per bunch									2.00	67	2.00	
Greens Swiss Chard	per bunch									2.00	67	2.00	
Lettuce, Other Red Leaf	each	2.49-2.50	130	2.50									
Lettuce, Romaine Hearts	3 count package	2.49-4.99	273	3.93		3.50-4.99	89	4.09		3.99-5.99	61	4.51	
Mushrooms White	8 oz package	3.50	15	3.50		3.50	3	3.50		3.00	114	3.00	
Onions Green	per bunch	0.99-1.29	45	1.22		0.99	74	0.99					
Peppers, Bell Type Orange	per pound	2.99-3.99	17	3.46									
Peppers, Bell Type Red	per pound	2.99-3.99	17	3.46									
Peppers, Bell Type Red	each	2.50	24	2.50									
Peppers, Bell Type Yellow	per pound	2.99-3.99	17	3.46									

Wtd Avg - Simple weighted average



Commodity Variety	Unit	NORTHEAST U.S.				SOUTHEAST U.S.				MIDWEST U.S.			
		Price Range	Stores with Ads	Wtd Avg Price	% Marked Local	Price Range	Stores with Ads	Wtd Avg Price	% Marked Local	Price Range	Stores with Ads	Wtd Avg Price	% Marked Local
Peppers, Other Mixed Mini Sweet Types	1 lb package									2.99-3.50	67	3.45	
Salad Mixed Types	10 - 12 oz package	5.49-6.49	171	5.54		5.99	11	5.99					
Salad Mixed Types	5 - 9 oz package	2.99-4.99	1,448	3.41		3.50-3.99	1,437	3.91		3.00-4.48	285	3.58	
Spinach Flat, Baby Type	10 oz package									4.99	11	4.99	
Spinach Flat, Baby Type	9 oz package	2.99-4.00	433	3.04									
Spinach Flat, Baby Type	5 - 6 oz package	3.50-4.99	211	4.24		3.50	228	3.50					
Squash Butternut	per pound					1.28	52	1.28					
Squash Spaghetti	per pound					1.28	52	1.28					
Squash Zucchini	per pound	2.49	24	2.49									
Sweet Potatoes	per pound	1.99	59	1.99									
Tomatoes Vine Ripes-Greenhouse	per pound	2.79	24	2.79									
Tomatoes Vine Ripes, On The Vine-Greenhouse	per pound	2.49	183	2.49		2.49	14	2.49					
Tomatoes, Grape Type	1 pint package	3.49-3.50	393	3.49		3.00	73	3.00		1.25-3.49	47	2.79	
OTHER SPECIALTY CROPS ITEMS													
Hemp Protein	16 oz package					16.99	52	16.99					
Hemp Seeds-Shelled	8 oz package	8.89	122	8.89		8.99	52	8.99		7.99	67	7.99	
Hemp Seeds-Shelled	16 oz package	14.39	122	14.39						14.69	67	14.69	
OTHER SPECIALTY CROPS ITEMS - ORGANIC													
Hemp Seeds-Shelled	7 oz package	10.19	122	10.19		13.99	52	13.99		8.89	67	8.89	
Hemp Seeds-Shelled	12 oz package	14.39	122	14.39		17.99	52	17.99		13.59	67	13.59	
Hemp Seeds-Shelled	16 oz package					11.99	52	11.99					
SEASONAL ITEMS													
Chayote	each	0.50	9	0.50									
Rose, Hybrid Tea	bunched 12s	9.99-39.99	1,859	19.72		9.99-29.99	3,294	20.28		17.99-32.99	1,158	23.03	
Tulips	bunched 10s	4.99-8.99	956	7.13		4.99-8.99	1,575	7.46		6.99-8.99	332	7.10	



Commodity Variety	Unit	SOUTH CENTRAL U.S.				SOUTHWEST U.S.				NORTHWEST U.S.			
		Price Range	Stores with Ads	Wtd Avg Price	% Marked Local	Price Range	Stores with Ads	Wtd Avg Price	% Marked Local	Price Range	Stores with Ads	Wtd Avg Price	% Marked Local
FRUITS													
Apples Fuji	per pound	1.19	7	1.19		0.88-1.99	191	1.69		1.09-1.49	86	1.43	71
Apples Fuji	3 lb bag	5.99	9	5.99									
Apples Gala	per pound					0.89-1.99	72	1.06		1.39	61	1.39	
Apples Gala	3 lb bag	3.99-5.99	46	4.73									
Apples Honeycrisp	per pound	1.47-2.99	597	2.40		1.99-2.99	438	2.62		1.48-2.79	156	2.41	6
Apples Honeycrisp	3 lb bag	3.99	107	3.99									
Apples Pink Lady/Cripps Pink	per pound	0.97-2.49	162	1.79		1.49-1.89	508	1.55		1.29-1.99	281	1.69	22
Apples Pink Lady/Cripps Pink	3 lb bag	2.99-3.99	388	3.28						2.98	21	2.98	
Apples Red Delicious	per pound					0.89	61	0.89					
Apples Red Delicious	3 lb bag	2.97-5.99	239	3.58									
Apples, Processed Juice	64 oz (1/2 gallon)	2.00-3.00	316	2.47		2.49-3.99	485	3.12					
Apples, Processed Juice Marked Cider	64 oz (1/2 gallon)	2.00-2.29	149	2.08									
Avocados Hass	each	0.25-1.99	3,239	0.85		0.25-2.00	2,388	1.03		0.32-2.50	896	1.31	
Avocados Various Greenskin Varieties	each	1.50	29	1.50									
Bananas	per pound	0.50	65	0.50		0.50-0.59	67	0.58					
Blueberries	6 oz package	1.67-3.88	193	2.43		0.99-3.99	322	2.66		3.34-3.99	153	3.43	
Blueberries	1 pint package	1.97-3.99	200	2.51		3.50	122	3.50		2.68-2.88	34	2.78	
Blueberries	18 oz package	3.33-5.99	243	3.93		3.98-5.99	857	4.90		3.99	149	3.99	
Cantaloups	each	2.49-2.50	54	2.49		3.00	26	3.00					
Cantaloups	per pound					0.79	9	0.79					
Cherries Red Varieties	per pound	2.99-4.99	680	3.41		1.99-5.99	749	3.71		2.99	138	2.99	
Clementines	5 lb package					5.99-6.99	402	6.35	36				
Clementines	3 lb bag	4.98-4.99	104	4.99		3.99-5.99	632	4.97		4.99-5.99	310	5.06	
Fruit, Other Apple Pears	per pound					3.29	40	3.29					
Grapefruit Red	each	0.99	34	0.99									
Grapefruit Red	per pound					0.33	7	0.33					
Grapes Black Seedless	per pound	1.67-2.99	570	2.13		2.79-3.49	363	3.17		2.49-3.99	76	3.75	
Grapes Red Globe	per pound					1.99	15	1.99					
Grapes Red Seedless	per pound	1.49-2.99	1,133	2.21		2.79-3.99	397	3.24		2.49-3.99	211	3.26	
Grapes White Seedless Type	per pound	1.49-2.99	851	2.32		1.99-3.99	437	3.12		1.99-3.99	214	3.25	
Honeydews	per pound	0.89-0.99	110	0.90									

Wtd Avg - Simple weighted average



Commodity Variety	Unit	SOUTH CENTRAL U.S.				SOUTHWEST U.S.				NORTHWEST U.S.			
		Price Range	Stores with Ads	Wtd Avg Price	% Marked Local	Price Range	Stores with Ads	Wtd Avg Price	% Marked Local	Price Range	Stores with Ads	Wtd Avg Price	% Marked Local
Kiwifruit Hayward	each	0.34	303	0.34		0.50	62	0.50					
Lemons	each	0.17-0.77	314	0.51		0.25-1.00	530	0.78	15	0.50-0.69	564	0.60	
Lemons	per pound					0.79-0.99	61	0.95					
Lemons	2 lb bag	2.59-4.49	152	3.07									
Limes	each	0.10-0.77	593	0.31		0.09-0.50	691	0.38	12	0.20-0.50	290	0.48	
Limes	per pound					0.79-0.99	143	0.93					
Mangoes	each	0.50-2.00	565	1.29		0.33-2.00	1,334	1.07		0.79-2.50	109	1.66	
Misc Berries Blackberries	5.6 - 6 oz package	0.97-3.34	1,004	2.09		0.97-3.99	754	2.02		1.25	15	1.25	
Nectarines Various White Flesh Varieties	per pound					1.29-2.99	16	2.14					
Nectarines Various Yellow Flesh Varieties	per pound	2.50-2.99	96	2.95		1.50-2.99	146	2.04					
Oranges Navel	each	1.25	29	1.25									
Oranges Navel	per pound	0.89-1.99	79	1.79		0.60-1.59	147	0.94		1.38	8	1.38	
Oranges Navel	3 lb bag	2.99-5.99	158	3.71									
Oranges Navel	4 lb bag	3.97-4.99	93	4.47									
Papaya Maradol/Tainung Types	per pound	0.79	274	0.79		0.79-0.89	79	0.87					
Papaya Solo Type	per pound	2.49	7	2.49		2.49	40	2.49		2.49	3	2.49	
Peaches Various Yellow Flesh Varieties	per pound	1.98-3.98	131	2.95		1.79-2.49	68	2.43					
Pears Bosc	per pound	2.48	42	2.48									
Pears D'Anjou	per pound	1.48-2.48	201	1.69		0.89-1.48	420	1.19		1.28	81	1.28	100
Pineapples	each					1.99-5.99	481	3.45		0.99-3.98	107	3.32	
Pineapples	per pound	0.69	65	0.69		0.39-0.99	305	0.71		0.89	36	0.89	
Prunes	per pound					3.49	8	3.49					
Raspberries Red	6 oz package	2.50-3.79	368	2.79		3.50-3.99	130	3.53		2.79-2.99	137	2.81	
Strawberries	1 lb package	1.99-3.99	793	3.40		2.50-7.99	629	3.76		2.99-6.98	213	3.93	
Strawberries	2 lb package	6.49	29	6.49									
Tangerines	per pound	1.50	65	1.50		0.50-2.69	90	1.45					
Tangerines	3 lb bag	3.69-5.99	348	4.48		3.99-5.99	958	4.91	56	3.99-4.99	54	4.80	
Tangerines	2 lb bag									3.99	4	3.99	
Tangerines	each	0.49-0.50	29	0.50									
Tangelos	per pound					1.99-2.49	18	2.27		2.49	22	2.49	

Wtd Avg - Simple weighted average



Commodity Variety	Unit	SOUTH CENTRAL U.S.				SOUTHWEST U.S.				NORTHWEST U.S.			
		Price Range	Stores with Ads	Wtd Avg Price	% Marked Local	Price Range	Stores with Ads	Wtd Avg Price	% Marked Local	Price Range	Stores with Ads	Wtd Avg Price	% Marked Local
Watermelons Red Flesh Seedless Miniature	each	2.00-3.99	64	3.87		2.00	34	2.00					
Watermelons Red Flesh Seedless Miniature	per pound					0.79	18	0.79					
Watermelons Red Flesh Seedless Type	per pound					0.39-0.69	165	0.49					
FRUITS - ORGANIC													
Apples Fuji	per pound					1.99-3.29	31	2.20		1.49-1.99	26	1.78	
Apples Fuji	2 lb bag									3.99	131	3.99	
Apples Gala	per pound					1.99-2.50	37	2.14					
Apples Gala	2 lb bag									3.99	131	3.99	
Apples Granny Smith	per pound									1.99	15	1.99	
Apples Granny Smith	2 lb bag	3.98	17	3.98						3.99	131	3.99	
Apples Honeycrisp	per pound					2.99-3.99	115	3.04					
Apples Pink Lady/Cripps Pink	per pound	1.98	9	1.98		1.99	26	1.99		1.99	7	1.99	100
Apples Pink Lady/Cripps Pink	2 lb bag	4.89	34	4.89									
Avocados Hass	each	0.99-1.25	98	1.01		0.89-2.50	293	1.30		0.99-2.50	68	1.61	
Blueberries	6 oz package	3.99	5	3.99		3.50-5.99	432	4.04					
Blueberries	1 pint package					3.98-4.99	298	4.00		4.99-5.99	35	5.45	
Blueberries	18 oz package					7.99	16	7.99		8.99	16	8.99	
Clementines	2 lb bag	5.99	107	5.99		4.49	223	4.49					
Grapes White Seedless Type	per pound	2.98	9	2.98									
Kiwifruit Hayward	each									1.50	11	1.50	
Kiwifruit Hayward	1 lb bag									4.99	61	4.99	
Lemons	each					0.88	5	0.88		1.50	11	1.50	
Lemons	2 lb bag	4.99	138	4.99		4.99-5.99	410	5.45		4.99	199	4.99	
Mangoes	each					1.67	6	1.67		2.00	16	2.00	
Misc Berries Blackberries	5.6 - 6 oz package	3.99	5	3.99		3.50-4.99	66	4.09					
Oranges Navel	per pound					1.99	45	1.99	58	1.98-1.99	418	1.99	
Pears Bartlett	per pound					1.99	135	1.99					
Pears Bosc	per pound					1.99	135	1.99					
Pears D'Anjou	per pound					1.99	109	1.99					
Raspberries Red	6 oz package	4.99	34	4.99		4.99	26	4.99					
Strawberries	1 lb	4.98-4.99	202	4.98		4.98-8.99	208	5.29					

Wtd Avg - Simple weighted average



Commodity Variety	Unit	SOUTH CENTRAL U.S.				SOUTHWEST U.S.				NORTHWEST U.S.			
		Price Range	Stores with Ads	Wtd Avg Price	% Marked Local	Price Range	Stores with Ads	Wtd Avg Price	% Marked Local	Price Range	Stores with Ads	Wtd Avg Price	% Marked Local
	package												
Tangerines	3 lb bag					3.98	184	3.98					
Tangerines	2 lb bag	3.98-4.49	245	4.27		5.99	203	5.99	92	4.49	15	4.49	
Tangelos	3 lb bag	3.98	107	3.98									

ONIONS AND POTATOES

Onions, Dry Red	per pound	0.50-1.49	178	1.02		0.25-0.50	68	0.48		0.68-0.69	19	0.69	
Onions, Dry Red	2 lb bag	1.95-2.29	278	2.29		1.95	34	1.95					
Onions, Dry White	per pound	0.33-1.49	548	1.19		0.50-0.99	647	0.75		0.68-1.49	34	0.79	
Onions, Dry White	2 lb bag	1.95	4	1.95		1.95	34	1.95					
Onions, Dry White	3 lb bag	2.99	7	2.99									
Onions, Dry Yellow	per pound	0.33-0.59	48	0.49		0.33-1.79	178	1.27		0.79	4	0.79	
Onions, Dry Yellow	3 lb bag	1.99-2.77	236	2.20									
Onions, Dry Yellow Marked Sweet	per pound	0.99-1.48	53	1.41		1.89	10	1.89		1.29-1.89	45	1.58	
Onions, Dry Yellow Marked Sweet	3 lb bag	3.48-3.99	27	3.67									
Potatoes Round Red	per pound					0.69-1.49	268	1.17					
Potatoes Round Red	3 lb bag	2.48-2.99	104	2.95									
Potatoes Round Red	5 lb bag	2.99	42	2.99		2.50-2.99	17	2.68		2.99	6	2.99	
Potatoes Round White	per pound					0.89-1.79	15	1.43					
Potatoes Russet	per pound	0.87-1.29	112	0.99						0.99	70	0.99	13
Potatoes Russet	5 lb bag	2.50-2.99	214	2.96		2.50-2.99	23	2.63		2.00-3.00	165	2.15	
Potatoes Russet	10 lb bag	3.97-5.99	60	5.44		2.99	42	2.99		3.98	9	3.98	
Potatoes Yellow Type	per pound					0.88-1.49	192	1.34					
Potatoes Yellow Type	3 lb bag	1.99	103	1.99									
Potatoes Yellow Type	5 lb bag					2.50	8	2.50		2.50-3.00	28	2.70	

ONIONS AND POTATOES - ORGANIC

Onions, Dry Red	per pound					1.99	8	1.99		1.99	287	1.99	
Onions, Dry White	per pound									1.99	287	1.99	
Onions, Dry Yellow	per pound	1.19	92	1.19		1.19-1.99	36	1.46		1.19-1.99	313	1.92	
Onions, Dry Yellow	3 lb bag									2.98	21	2.98	
Potatoes Round Red	3 lb bag	3.50	107	3.50		3.50	184	3.50					
Potatoes Round White	3 lb bag					3.50	184	3.50					

Wtd Avg - Simple weighted average



Commodity Variety	Unit	SOUTH CENTRAL U.S.				SOUTHWEST U.S.				NORTHWEST U.S.			
		Price Range	Stores with Ads	Wtd Avg Price	% Marked Local	Price Range	Stores with Ads	Wtd Avg Price	% Marked Local	Price Range	Stores with Ads	Wtd Avg Price	% Marked Local
Potatoes Russet	per pound	1.29	92	1.29		1.29	23	1.29		1.29	26	1.29	
Potatoes Russet	5 lb bag									4.99	11	4.99	
Potatoes Yellow Type	per pound									1.49	7	1.49	
Potatoes Yellow Type	3 lb bag	3.50	107	3.50									
VEGETABLES													
Artichokes	each					3.00	173	3.00	84				
Asparagus Green	per pound	1.88-3.49	448	2.62		1.68-3.99	227	2.52		1.68-4.99	492	2.98	
Bok Choy	per pound	0.79	7	0.79									
Broccoli	per pound	1.49	6	1.49		0.69-1.49	136	0.80		1.38-1.49	23	1.41	
Broccoli	per bunch	0.99-3.28	134	2.74									
Broccoli Crown Cut	per pound	1.79-2.24	501	1.95		1.99-2.59	214	2.45	4	1.49-2.49	180	2.18	
Brussels Sprouts	per pound									1.99	4	1.99	
Beets	per pound	0.99	7	0.99									
Cabbage Red Type	per pound	1.29	34	1.29									
Cabbage Round Green Type	per pound	0.33-0.89	155	0.55		0.50-0.99	241	0.87		0.69	3	0.69	
Carrots	per pound	0.49-0.59	84	0.51		0.50	61	0.50					
Carrots Baby Peeled	1 lb bag	1.29-1.79	22	1.52		0.79-1.69	173	0.91		1.19-1.39	41	1.28	
Carrots Baby Peeled	2 lb bag	1.95-2.99	286	2.34		2.50	392	2.50		3.00	8	3.00	
Cauliflower	each	0.99-3.28	173	2.64									
Cauliflower	per pound	1.49	6	1.49		0.88-1.49	75	0.90		1.38-2.48	43	1.63	
Celery	each	0.79-1.50	89	1.41		0.69-1.99	62	1.01		0.89	3	0.89	
Celery Hearts	each	2.68	42	2.68									
Cilantro	per bunch	0.33-0.99	609	0.64		0.25-1.50	1,229	0.80		0.44-1.29	73	0.90	
Corn-Sweet	each	0.33-0.60	171	0.58						1.00	287	1.00	
Cucumbers	each	0.44-0.89	528	0.55		0.33-0.99	180	0.49		0.69-0.99	39	0.86	
Cucumbers Long Seedless-Greenhouse	each	0.97	31	0.97		0.85	95	0.85					
Eggplant	each					0.88	46	0.88		0.89	11	0.89	
Garlic	per sleeve	0.69-1.59	160	1.06		1.49-1.69	143	1.63		1.50	9	1.50	
Lettuce, Iceberg	each	1.29-1.99	187	1.66		0.79-1.67	131	0.97		2.48	8	2.48	
Lettuce, Iceberg	per pound	1.99	8	1.99									
Lettuce, Other Green Leaf	each	1.50	6	1.50		0.99-1.59	83	1.06		1.28-1.50	26	1.42	
Lettuce, Other	each	1.50-1.99	33	1.90		0.99-1.59	83	1.06		1.28-	26	1.42	

Wtd Avg - Simple weighted average



Commodity Variety	Unit	SOUTH CENTRAL U.S.				SOUTHWEST U.S.				NORTHWEST U.S.			
		Price Range	Stores with Ads	Wtd Avg Price	% Marked Local	Price Range	Stores with Ads	Wtd Avg Price	% Marked Local	Price Range	Stores with Ads	Wtd Avg Price	% Marked Local
Red Leaf Lettuce, Romaine	each					0.50-0.99	80	0.95		1.50			
Lettuce, Romaine Hearts	3 count package	2.88	6	2.88		1.50-3.99	70	2.82		2.50-3.99	165	3.73	
Mushrooms Portobella	8 oz package					3.50	122	3.50					
Mushrooms Portobella	6 oz package	2.99	52	2.99									
Mushrooms White	per pound					3.49	256	3.49		3.49	36	3.49	
Mushrooms White	8 oz package	1.19	274	1.19		2.00	62	2.00		2.29-3.00	113	2.44	
Onions Green	per bunch	0.33-1.09	273	0.63		0.33-1.50	837	1.01		0.69-0.99	62	0.76	
Peppers, Bell Type Green	each	0.25-1.09	469	0.56		0.50-0.66	250	0.57		0.67-1.50	27	0.83	
Peppers, Bell Type Orange	per pound									1.00	9	1.00	
Peppers, Bell Type Orange	each	0.97-1.66	95	1.39		0.50-0.99	108	0.78		0.78-1.67	36	1.43	
Peppers, Bell Type Orange-Greenhouse	each	1.50-1.69	61	1.54						2.00	15	2.00	
Peppers, Bell Type Red	per pound	0.77	47	0.77						1.00	9	1.00	
Peppers, Bell Type Red	each	0.69-1.66	260	1.09		0.20-0.99	132	0.75		0.68-1.67	70	1.12	
Peppers, Bell Type Red-Greenhouse	each	1.50-1.69	61	1.54						2.00	15	2.00	
Peppers, Bell Type Yellow	per pound									1.00	9	1.00	
Peppers, Bell Type Yellow	each	0.97-1.66	176	1.22		0.50-0.99	108	0.78		0.78-1.67	36	1.43	
Peppers, Bell Type Yellow-Greenhouse	each	1.50-1.69	61	1.54						2.00	15	2.00	
Peppers, Other Jalapeno	per pound	0.88-1.99	680	1.14		0.69-2.99	1,232	1.26		0.99-2.99	128	1.69	
Peppers, Other Mixed Mini Sweet Types	1 lb package	2.99	138	2.99		3.49	187	3.49					
Peppers, Other Serrano	per pound					0.99-1.99	112	1.11					
Radishes	per bunch	0.99	11	0.99		0.25-1.50	879	0.96		0.69	17	0.69	
Salad Mixed Types	1 lb bag					1.99	8	1.99					
Salad Mixed Types	10 - 12 oz package	1.69-3.99	235	2.86		2.50-3.00	651	2.99		1.50-3.00	327	2.83	
Salad Mixed Types	5 - 9 oz package	1.69-3.00	278	2.41		2.50-3.00	548	2.99		2.50-3.88	496	3.24	
Spinach	per bunch					0.99-2.00	68	1.08					
Spinach Flat, Baby Type	1 lb package					5.99	122	5.99					
Spinach Flat, Baby Type	5 - 6 oz package									3.69-3.88	97	3.76	
Squash Acorn	per pound					0.88	46	0.88					
Squash Grey	per pound	0.77	65	0.77		0.88-1.29	116	0.92					
Squash Yellow Crookneck/Straightneck	per pound	1.49-1.69	107	1.67		0.99	256	0.99					
Squash Zucchini	per pound	0.99-1.69	150	1.55		0.99-1.39	309	1.00					



Commodity Variety	Unit	SOUTH CENTRAL U.S.				SOUTHWEST U.S.				NORTHWEST U.S.			
		Price Range	Stores with Ads	Wtd Avg Price	% Marked Local	Price Range	Stores with Ads	Wtd Avg Price	% Marked Local	Price Range	Stores with Ads	Wtd Avg Price	% Marked Local
Sweet Potatoes	per pound	1.48	42	1.48					1.49	4	1.49		
Tomatoes	per pound	1.49-1.97	83	1.60		0.69-0.99	231	0.88		0.88-0.99	28	0.92	
Tomatoes Vine Ripes	per pound	1.49-1.79	162	1.53		0.99	7	0.99					
Tomatoes Vine Ripes-Greenhouse	per pound	1.97	7	1.97									
Tomatoes Vine Ripes, On The Vine-Greenhouse	per pound	2.19	70	2.19		2.29	8	2.29		1.99	23	1.99	
Tomatoes, Grape Type	1 pint package	1.50	6	1.50		0.99-1.50	18	1.27		1.50	34	1.50	
Tomatoes, Grape Type	10 oz package	1.49-3.49	558	2.49		3.00	193	3.00					
Tomatoes, Plum Type Roma	per pound	0.59-1.49	1,237	0.96		0.33-2.99	1,375	1.26		0.69-2.99	212	1.30	
Tomatillos	per pound	0.77-0.79	254	0.79		0.33-0.99	400	0.87		1.49	10	1.49	
Vegetables Other Cactus Leaf (Nopales)	per pound	0.79	29	0.79									
VEGETABLES - ORGANIC													
Asparagus Green	per pound					5.99	8	5.99					
Broccoli	per pound									2.49	287	2.49	
Broccoli	per bunch					1.69	13	1.69					
Broccoli Crown Cut	per pound					1.99	11	1.99					
Brussels Sprouts	per pound					2.99	109	2.99		3.49-3.99	25	3.81	
Cabbage Red Type	per pound					0.99	8	0.99					
Cabbage Round Green Type	per pound					0.99	8	0.99					
Carrots	per pound	1.69	92	1.69		1.69	23	1.69		1.69	26	1.69	
Carrots	per bunch					2.99	16	2.99					
Carrots Baby Peeled	1 lb bag	1.28-2.00	141	1.58		1.49-2.19	35	1.88		1.98-2.00	108	1.99	
Carrots Baby Peeled	2 lb bag									3.49	131	3.49	
Cauliflower	per pound					2.29	11	2.29		2.49	287	2.49	
Celery	each	1.99	27	1.99		1.99	16	1.99					
Celery	per pound	1.25	92	1.25		1.25	23	1.25		1.25-1.99	49	1.60	
Celery Hearts	each					2.50	8	2.50		2.50	28	2.50	
Cilantro	per bunch					0.99	53	0.99					
Cucumbers	each									1.49	287	1.49	
Greens Swiss Chard	per bunch					2.29	5	2.29					
Lettuce, Other Green Leaf	each									2.50	22	2.50	
Lettuce, Other Red Leaf	each									2.50	22	2.50	

Wtd Avg - Simple weighted average



Commodity Variety	Unit	SOUTH CENTRAL U.S.				SOUTHWEST U.S.				NORTHWEST U.S.			
		Price Range	Stores with Ads	Wtd Avg Price	% Marked Local	Price Range	Stores with Ads	Wtd Avg Price	% Marked Local	Price Range	Stores with Ads	Wtd Avg Price	% Marked Local
Lettuce, Romaine	each					2.00	27	2.00					
Lettuce, Romaine Hearts	3 count package	2.98-4.69	183	4.06		2.50-3.50	237	3.28		4.48	81	4.48	
Peppers, Bell Type Orange	each									1.67	11	1.67	
Peppers, Bell Type Red	per pound									3.99	16	3.99	
Peppers, Bell Type Red	each	1.67	9	1.67						1.67	11	1.67	
Peppers, Bell Type Yellow	each									1.67	11	1.67	
Peppers, Other Mixed Mini Sweet Types	1 lb package	3.50	5	3.50		2.99	40	2.99		4.99	19	4.99	
Salad Mixed Types	1 lb bag					5.00-5.99	294	5.41					
Salad Mixed Types	10 - 12 oz package	5.98-5.99	69	5.99		3.49	95	3.49					
Salad Mixed Types	5 - 9 oz package	3.99	136	3.99		3.49	40	3.49		3.00-3.79	418	3.54	
Spinach	per bunch					1.29	53	1.29		2.99	11	2.99	
Spinach Flat, Baby Type	5 - 6 oz package	3.99	75	3.99		4.49	14	4.49		3.00	131	3.00	
Squash Butternut	per pound	1.28	107	1.28		1.28	184	1.28					
Squash Spaghetti	per pound	1.28	107	1.28		1.28	184	1.28					
Tomatoes Vine Ripe - Heirloom Varieties-Greenhouse	per pound					3.99	26	3.99		4.99	23	4.99	
Tomatoes, Cherry	1 pint package					2.50-2.99	21	2.69					
Tomatoes, Grape Type	1 pint package					2.00-2.50	86	2.08					
Tomatoes, Plum Type Roma	per pound	3.50	29	3.50		2.29	5	2.29		2.99	11	2.99	
OTHER SPECIALTY CROPS ITEMS													
Hemp Seeds-Shelled	8 oz package	7.99	75	7.99						7.99	22	7.99	
Hemp Seeds-Shelled	16 oz package					16.09	109	16.09					
OTHER SPECIALTY CROPS ITEMS - ORGANIC													
Hemp Protein	16 oz package					13.99	109	13.99					
Hemp Seeds-Shelled	7 oz package	10.19	75	10.19		16.09	109	16.09					
Hemp Seeds-Shelled	12 oz package									14.39	22	14.39	
SEASONAL ITEMS													
Chayote	per pound	0.79	65	0.79		0.99	20	0.99					
Chayote	each	1.49	7	1.49		0.33	130	0.33					
Rose, Hybrid Tea	bunched 12s	9.99-25.00	1,990	19.14		17.99-24.99	1,444	21.15		19.99-26.99	752	21.60	

Wtd Avg - Simple weighted average



Commodity Variety	Unit	SOUTH CENTRAL U.S.				SOUTHWEST U.S.				NORTHWEST U.S.			
		Price Range	Stores with Ads	Wtd Avg Price	% Marked Local	Price Range	Stores with Ads	Wtd Avg Price	% Marked Local	Price Range	Stores with Ads	Wtd Avg Price	% Marked Local
Tulips	bunched 10s	6.99-9.99	199	9.14		5.99-12.99	986	8.91		8.99-12.99	150	9.50	

Commodity Variety	Unit	ALASKA U.S.				HAWAII U.S.			
		Price Range	Stores with Ads	Wtd Avg Price	% Marked Local	Price Range	Stores with Ads	Wtd Avg Price	% Marked Local
FRUITS									
Apples Fuji	per pound	1.79	2	1.79					
Apples Gala	per pound				2.29	7	2.29		
Apples Honeycrisp	per pound	2.69-2.99	12	2.97					
Apples Pink Lady/Cripps Pink	per pound	2.69	28	2.69					
Apples, Processed Juice	64 oz (1/2 gallon)	3.49	2	3.49					
Apples, Processed Juice Marked Cider	64 oz (1/2 gallon)	3.49	2	3.49					
Avocados Hass	each	0.99-2.50	50	1.82					
Bananas	per pound				1.19	3	1.19		
Blueberries	6 oz package				3.99	27	3.99		
Blueberries	18 oz package	6.48	3	6.48					
Cantaloups	per pound	1.39	1	1.39	2.49	23	2.49		
Clementines	3 lb bag	5.99	11	5.99					
Clementines	2 lb bag				3.99	4	3.99		
Grapefruit Red	each	1.25-1.59	10	1.28					
Grapes Red Seedless	per pound	3.49-4.28	6	3.94	3.99-5.19	26	5.05		
Grapes White Seedless Type	per pound	3.49-4.28	6	3.94	3.99-5.19	30	4.91		
Kiwifruit Hayward	each				0.99	23	0.99		
Lemons	each	0.79-0.89	13	0.87					
Lemons	2 lb bag	3.29	1	3.29					
Limes	each	0.50-0.99	21	0.62	0.50	23	0.50		
Mangoes	each	1.33-2.00	6	1.56					
Mangoes	per pound				3.99	23	3.99		
Misc Berries Blackberries	5.6 - 6 oz package	3.49	1	3.49					

Wtd Avg - Simple weighted average



Commodity Variety	Unit	ALASKA U.S.				HAWAII U.S.			
		Price Range	Stores with Ads	Wtd Avg Price	% Marked Local	Price Range	Stores with Ads	Wtd Avg Price	% Marked Local
Nectarines Various Yellow Flesh Varieties	per pound					3.49	4	3.49	
Oranges Navel	per pound	2.49	28	2.49		1.89	23	1.89	
Papaya Maradol/Tainung Types	per pound					2.19	23	2.19	100
Peaches Various Yellow Flesh Varieties	per pound					3.49	4	3.49	
Pears Bartlett	per pound	2.19	1	2.19					
Pears D'Anjou	per pound					2.29	33	2.29	
Pears D'Anjou	3 lb bag					4.99	3	4.99	
Pineapples	each	5.98	3	5.98		4.59	7	4.59	
Pineapples	per pound					1.49	23	1.49	100
Persimmons	per pound	2.99	28	2.99					
Raspberries Red	6 oz package	3.99	11	3.99					
Strawberries	1 lb package	5.49-6.98	5	6.38					
Tangerines	3 lb bag	6.79-6.99	12	6.97		4.99	23	4.99	
Tangerines	2 lb bag	4.29-7.99	13	7.42					
FRUITS - ORGANIC									
Apples Fuji	per pound					2.99	23	2.99	
Apples Fuji	2 lb bag	4.78	3	4.78					
Apples Gala	per pound					2.99	23	2.99	
Apples Pink Lady/Cripps Pink	2 lb bag	4.78	3	4.78					
Blueberries	18 oz package	5.99	11	5.99					
Lemons	2 lb bag	6.49	11	6.49					
Oranges Navel	per pound	1.68-2.49	14	2.32					
ONIONS AND POTATOES									
Onions, Dry White	per pound	0.98-0.99	4	0.98					
Onions, Dry Yellow	per pound	0.99-1.29	11	1.24					
Onions, Dry Yellow Marked Sweet	per pound	1.29-1.49	13	1.46		1.99	7	1.99	
Potatoes Russet	per pound	1.48	3	1.48					
Potatoes Russet	5 lb bag	4.98	3	4.98		4.49	3	4.49	

Wtd Avg - Simple weighted average



Commodity Variety	Unit	ALASKA U.S.				HAWAII U.S.			
		Price Range	Stores with Ads	Wtd Avg Price	% Marked Local	Price Range	Stores with Ads	Wtd Avg Price	% Marked Local
ONIONS AND POTATOES - ORGANIC									
Onions, Dry Red	per pound	2.49	11	2.49					
Onions, Dry White	per pound	2.49	11	2.49					
Onions, Dry Yellow	per pound	2.49	11	2.49					
Potatoes Russet	5 lb bag	6.89	1	6.89					
VEGETABLES									
Asparagus Green	per pound	3.49-4.99	7	4.51		3.99-4.99	50	4.45	
Broccoli	per pound	2.68	3	2.68					
Broccoli Baby Hybrid Type	per bunch					3.00	23	3.00	
Broccoli Crown Cut	per pound	2.49-3.49	12	3.41					
Brussels Sprouts	per pound	2.49	2	2.49					
Cabbage Round Green Type	per pound					1.29-1.89	60	1.58	38
Carrots	1 lb bag					1.19	3	1.19	
Carrots Baby Peeled	1 lb bag	1.69-2.00	5	1.88		2.19	7	2.19	
Carrots Baby Peeled	2 lb bag	3.00-3.68	14	3.15					
Celery	per pound	1.98	3	1.98					
Chinese Cabbage	per pound					1.29	23	1.29	
Cilantro	per bunch	1.00	1	1.00					
Corn-Sweet	each	1.25	11	1.25					
Lettuce, Iceberg	per pound					2.69	27	2.69	
Lettuce, Romaine Hearts	3 count package	5.99	28	5.99					
Mushrooms White	8 oz package	2.50	5	2.50		3.00	23	3.00	
Peppers, Bell Type Green	each	1.67	2	1.67					
Peppers, Bell Type Orange	per pound	3.28	3	3.28					
Peppers, Bell Type Orange	each	2.00	2	2.00					
Peppers, Bell Type Orange-Greenhouse	each	1.67-1.69	30	1.69					
Peppers, Bell Type Red	per pound	3.28	3	3.28					
Peppers, Bell Type Red	each	2.00	2	2.00					
Peppers, Bell Type Red-Greenhouse	each	1.67-1.69	30	1.69					
Peppers, Bell Type Yellow	per pound	3.28	3	3.28					
Peppers, Bell Type Yellow	each	2.00	2	2.00					

Wtd Avg - Simple weighted average



Commodity Variety	Unit	ALASKA U.S.				HAWAII U.S.			
		Price Range	Stores with Ads	Wtd Avg Price	% Marked Local	Price Range	Stores with Ads	Wtd Avg Price	% Marked Local
Peppers, Bell Type Yellow-Greenhouse	each	1.67-1.69	30	1.69					
Peppers, Other Jalapeno	per pound	1.58-1.99	13	1.88		2.99	23	2.99	
Peppers, Other Mixed Mini Sweet Types	1 lb package	3.98-4.99	12	4.74					
Salad Mixed Types	10 - 12 oz package	3.00-3.50	13	3.42					
Salad Mixed Types	5 - 9 oz package	2.99-3.50	15	3.37					
Squash Zucchini	per pound					1.89-2.79	63	2.41	
Sweet Potatoes	per pound	1.69	2	1.69					
Tomatoes	per pound					2.49-2.69	30	2.67	77
Tomatoes Vine Ripes-Greenhouse	per pound	3.49	1	3.49					
Tomatoes Vine Ripes, On The Vine-Greenhouse	per pound	3.69	28	3.69					
Tomatoes, Plum Type Roma	per pound	1.48-2.29	25	1.78		2.99	23	2.99	
Tomatillos	per pound	1.58	3	1.58					
VEGETABLES - ORGANIC									
Broccoli	per pound	2.79	11	2.79					
Broccoli	per bunch					3.99	23	3.99	
Carrots	per bunch	3.99	28	3.99					
Carrots Baby Peeled	1 lb bag	2.29	1	2.29					
Cauliflower	per pound	2.79	11	2.79					
Cucumbers	each	1.79	11	1.79					
Lettuce, Other Green Leaf	each	2.50	3	2.50		3.00	4	3.00	
Lettuce, Other Red Leaf	each	2.50	3	2.50		3.00	4	3.00	
Salad Mixed Types	5 - 9 oz package	3.99	11	3.99		5.99	23	5.99	
Squash Butternut	per pound	1.48	3	1.48					
Squash Spaghetti	per pound	1.48	3	1.48					
Squash Zucchini	per pound	2.19	1	2.19					
Tomatoes, Cherry	1 pint package	5.29	1	5.29					
Tomatoes, Grape Type	1 pint package	5.29	1	5.29					
OTHER SPECIALTY CROPS ITEMS - ORGANIC									
Hemp Seeds-Shelled	7 oz					12.09	4	12.09	

Wtd Avg - Simple weighted average



Commodity Variety	Unit	ALASKA U.S.				HAWAII U.S.			
		Price Range	Stores with Ads	Wtd Avg Price	% Marked Local	Price Range	Stores with Ads	Wtd Avg Price	% Marked Local
	package								
Hemp Seeds-Shelled	12 oz package					16.99	4	16.99	
SEASONAL ITEMS									
Potted Plants Chrysanthemum	6 inch pot					11.99	23	11.99	
Rose, Hybrid Tea	bunched 12s	25.00-27.99	50	26.77					
Tulips	bunched 10s					9.99	23	9.99	

REGIONAL DEFINITIONS

As used in this report, regions include the following states:

NORTHEAST U.S.	Connecticut, Delaware, Massachusetts, Maryland, Maine, New Hampshire, New jersey, New York, Pennsylvania, Rhode Island and Vermont
SOUTHEAST U.S.	Alabama, Florida, Georgia, Mississippi, North Carolina, South Carolina, Tennessee, Virginia and West Virginia
MIDWEST U.S.	Iowa, Illinois, Indiana, Kentucky, Michigan, Minnesota, North Dakota, Nebraska, Ohio, South Dakota and Wisconsin
SOUTH CENTRAL U.S.	Arkansas, Colorado, Kansas, Louisiana, Missouri, New Mexico, Oklahoma, and Texas
SOUTHWEST U.S.	Arizona, California, Nevada and Utah
NORTHWEST U.S.	Idaho, Montana, Oregon, Washington, and Wyoming
ALASKA U.S.	Alaska
HAWAII U.S.	Hawaii