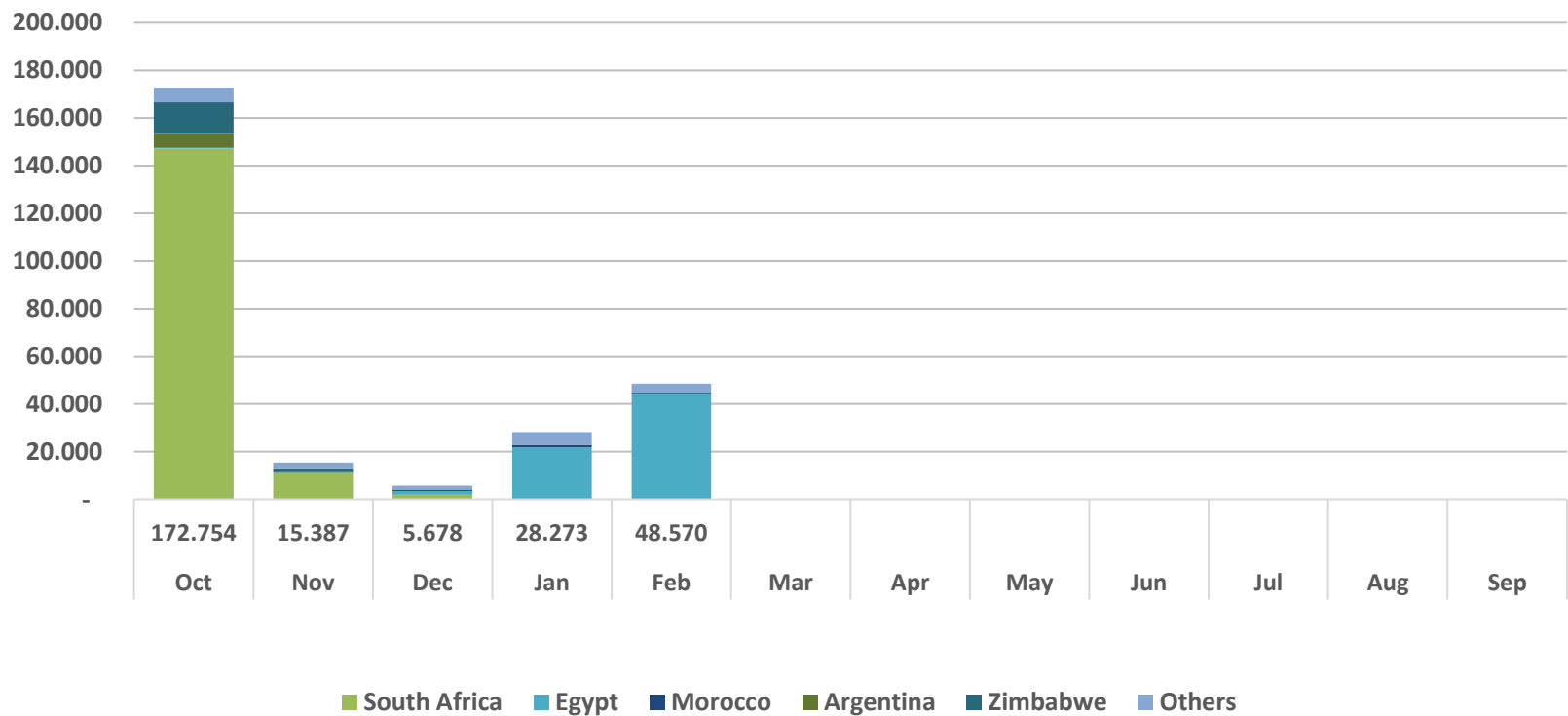


2022/23 EU monthly orange imports [tonnes]
 (source: TAXUD surveillance, updated on 07.03.2023)

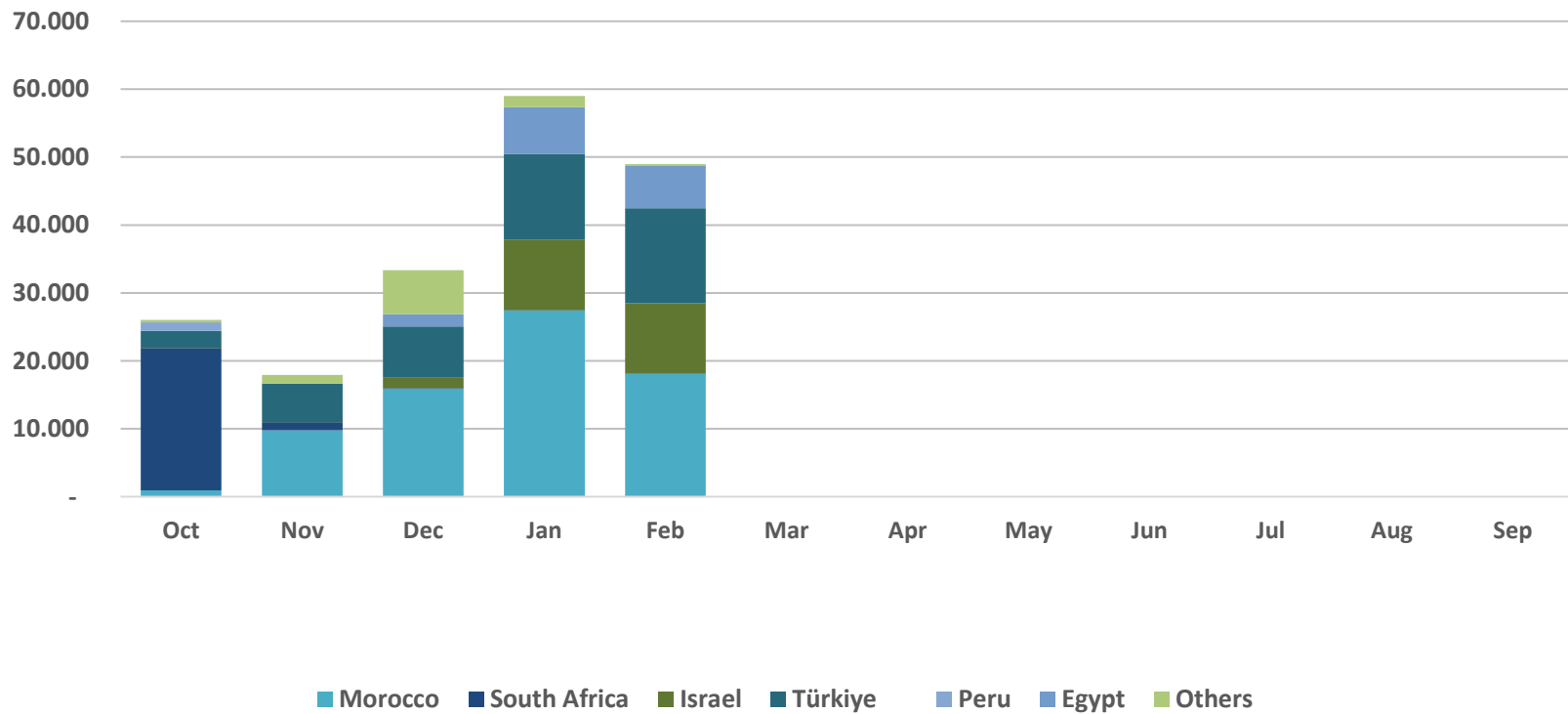


Disclaimer: We aim to improve data quality and provide as recent and accurate information as possible. However, Surveillance data are created on the basis of declarations that may be modified, corrected or deleted. Therefore, we cannot guarantee that information provided is free of errors or that it will not be amended. The European Commission accepts no responsibility with regard to such problems incurred as a result of using these data.

2022/23 EU monthly orange imports [tonnes]

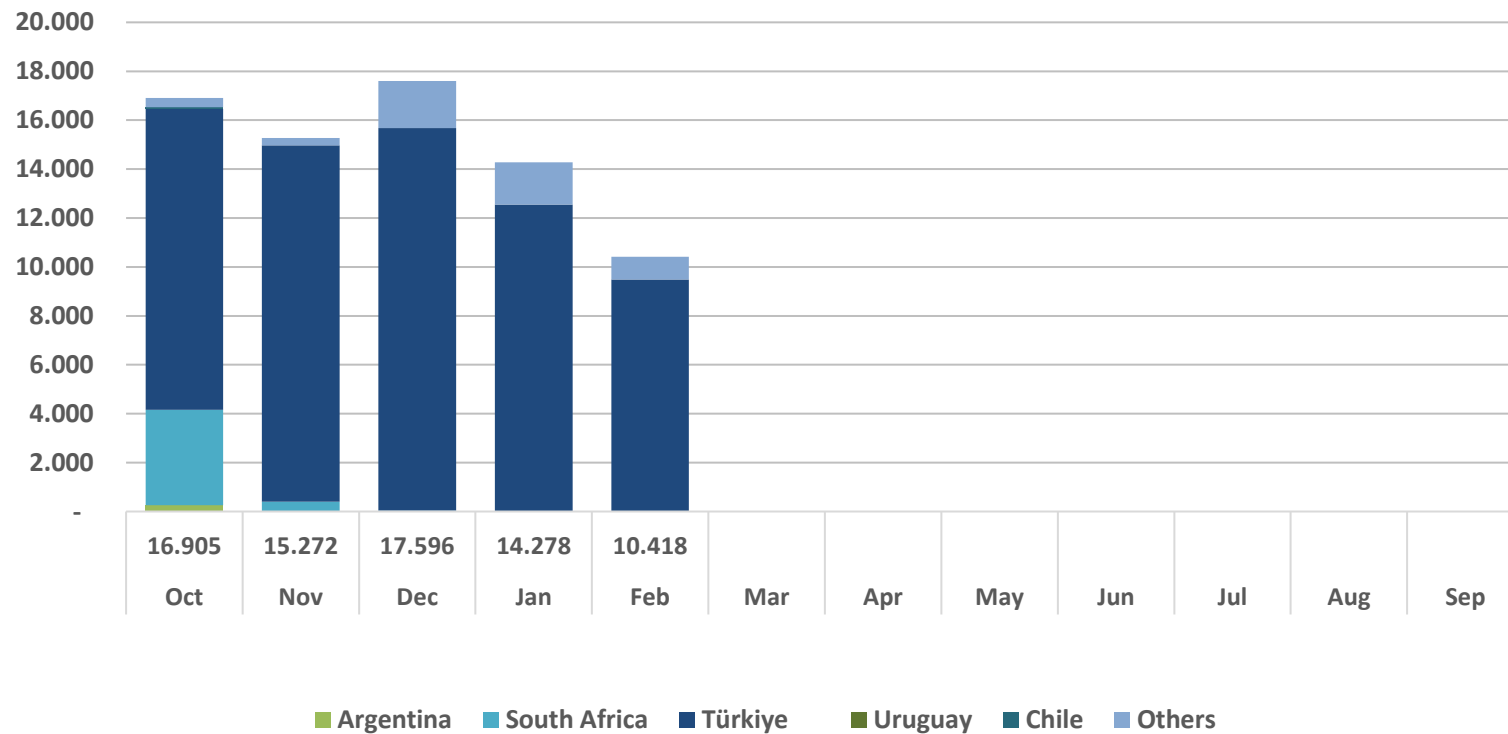
	Total	South Africa	Egypt	Morocco	Argentina	Zimbabwe	Others
Oct	172.754	147.267	322	17	5.782	13.154	6.214
Nov	15.387	11.212	0	48	97	1.678	2.352
Dec	5.678	1.972	1.542	407	25	72	1.660
Jan	28.273	8	21.812	1.023	-	-	5.430
Feb	48.570	0	44.441	539	-	-	3.590
Mar							-
Apr							-
May							-
Jun							-
Jul							-
Aug							-
Sep							-

2022/23 EU monthly small citrus imports [tonnes]
(source: TAXUD surveillance, updated on 07.03.2023)



Disclaimer: We aim to improve data quality and provide as recent and accurate information as possible. However, Surveillance data are created on the basis of declarations that may be modified, corrected or deleted. Therefore, we cannot guarantee that information provided is free of errors or that it will not be amended. The European Commission accepts no responsibility with regard to such problems incurred as a result of using these data.

2022/23 EU monthly lemon imports [tonnes]
 (source: TAXUD surveillance, updated on 07.03.2023)

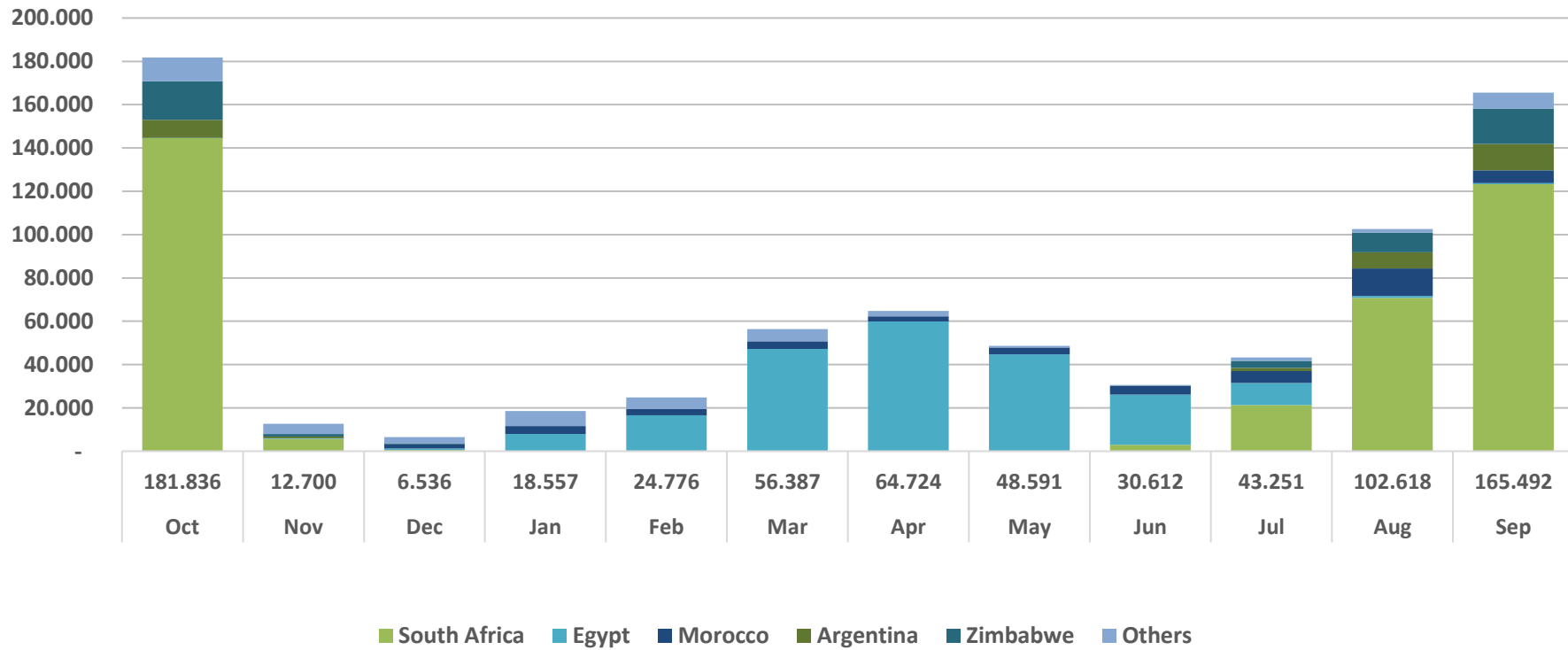


Disclaimer : We aim to improve data quality and provide as recent and accurate information as possible. However, Surveillance data are created on the basis of declarations that may be modified, corrected or deleted. Therefore, we cannot guarantee that information provided is free of errors or that it will not be amended. The European Commission accepts no responsibility with regard to such problems incurred as a result of using these data.

2022/23 EU monthly lemon imports [tonnes]

	Total	Argentina	South Africa	Türkiye	Uruguay	Chile	Others
Oct	16.905	259	3.904	12.298	-	72	372
Nov	15.272	-	395	14.572	-	-	305
Dec	17.596	-	36	15.639	-	-	1.921
Jan	14.278	-	0	12.554	-	-	1.724
Feb	10.418	-	0	9.480	-	-	937
Mar							-
Apr							-
May							-
Jun							-
Jul							-
Aug							-
Sep							-

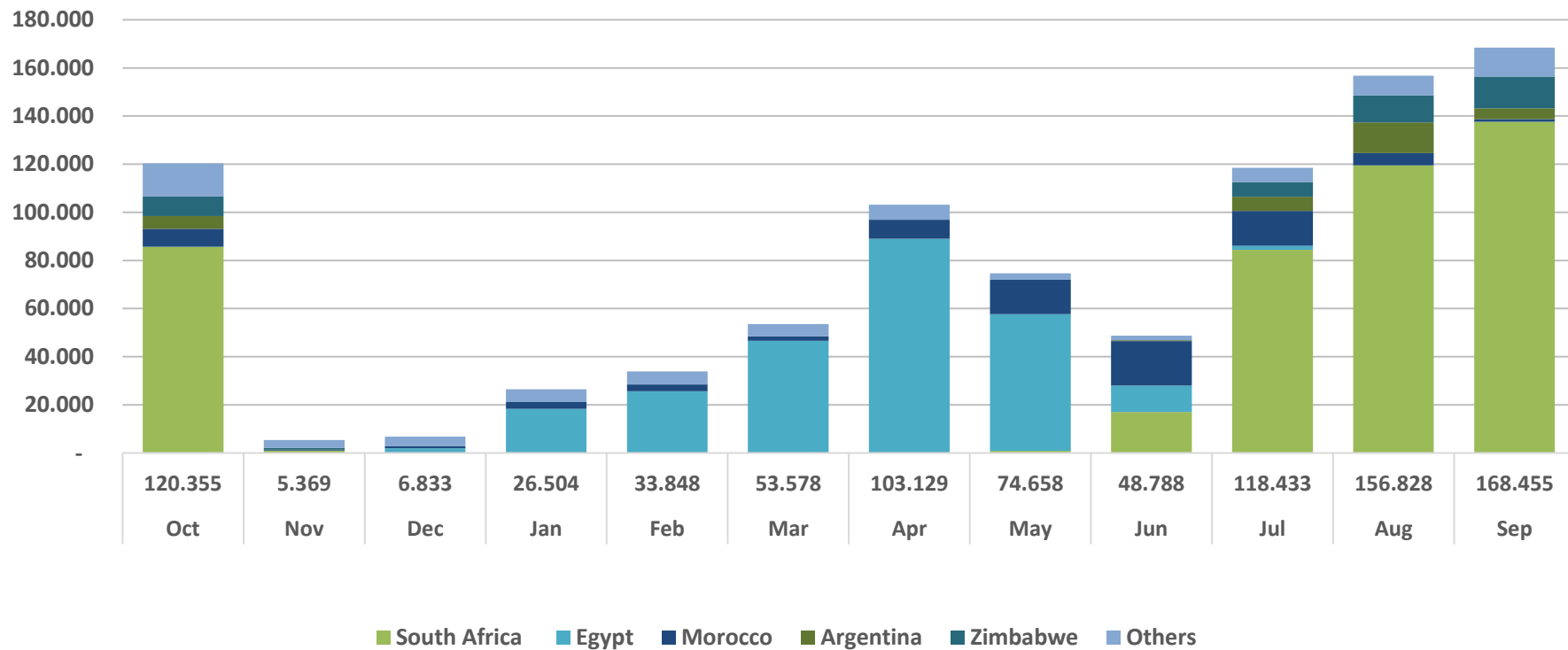
2021/22 EU monthly orange imports [tonnes]
 (source: TAXUD surveillance, updated on 08.02.2023)



Disclaimer: We aim to improve data quality and provide as recent and accurate information as possible. However, Surveillance data are created on the basis of declarations that may be modified, corrected or deleted. Therefore, we cannot guarantee that information provided is free of errors or that it will not be amended. The European Commission accepts no responsibility with regard to such problems incurred as a result of using these data.

2021/22 EU monthly orange imports [tonnes]							
	Total	South Africa	Egypt	Morocco	Argentina	Zimbabwe	Others
Oct	181.836	144.629	77	0	8.261	17.818	11.051
Nov	12.700	5.683	242	100	701	1.273	4.701
Dec	6.536	551	731	1.918	19	241	3.076
Jan	18.557	45	7.831	3.789	-	-	6.892
Feb	24.776	100	16.460	2.855	-	-	5.360
Mar	56.387	25	47.240	3.476	-	-	5.645
Apr	64.724	0	59.912	2.337	-	-	2.474
May	48.591	5	44.716	3.160	-	-	711
Jun	30.612	2.900	23.203	4.063	24	-	421
Jul	43.251	21.350	10.161	5.435	1.494	3.313	1.497
Aug	102.618	70.755	899	12.754	7.380	9.080	1.751
Sep	165.492	123.276	482	5.958	12.165	16.226	7.385

2019/20 EU 27* monthly orange imports [tonnes]
 (source: TAXUD surveillance, updated on 08.02.2021)



*TAXUD surveillance captures only trade flows into and out of the EU (EU customs zone), but not between the members of the customs zone. Therefore, until 31.12.2020 (end of the Brexit transition period), it does **not** contain data on the movement of goods between the EU and the UK.

Disclaimer: We aim to improve data quality and provide as recent and accurate information as possible. However, Surveillance data are created on the basis of declarations that may be modified, corrected or deleted. Therefore, we cannot guarantee that information provided is free of errors or that it will not be amended. The European Commission accepts no responsibility with regard to such problems incurred as a result of using these data.

2019/20 EU27* monthly orange imports [tonnes]							
	Total	South Africa	Egypt	Morocco	Argentina	Zimbabwe	Others
Oct	120.355	85.748	1	7.454	5.230	8.103	13.819
Nov	5.369	1.026	0	487	19	551	3.286
Dec	6.833	106	1.901	831	-	-	3.995
Jan	26.504	45	18.278	2.822	-	-	5.359
Feb	33.848	1	25.695	2.777	-	-	5.375
Mar	53.578	-	46.601	1.951	-	-	5.027
Apr	103.129	43	89.005	7.925	-	-	6.156
May	74.658	936	56.781	14.209	-	-	2.731
Jun	48.788	17.087	10.884	18.542	362	-	1.914
Jul	118.433	84.452	1.665	14.458	5.873	6.197	5.789
Aug	156.828	119.494	73	5.057	12.757	11.171	8.275
Sep	168.455	137.695	25	1.043	4.435	13.165	12.092

*TAXUD surveillance captures only trade flows into and out of the EU (EU customs zone), but not between the members of the customs zone. Therefore, until 31.12.2020 (end of the Brexit transition period), it does **not** contain data on the movement of goods between the EU and the UK.