



Specialty Crops Market News Division

Agricultural
Marketing
Service

National Retail Report - Specialty Crops

Websites: www.marketnews.usda.gov/mnp/fv-home and <http://www.ams.usda.gov/mnreports/fvwretail.pdf>
and http://www.ams.usda.gov/mnreports/wa_lo100.txt

Volume XVII - Number 15

Issued Weekly

Friday, April 14, 2023

Advertised Prices for Specialty Crops at Major Retail Supermarket Outlets ending during the period of 04/08 to 04/20^{1,2}

Waiting for Summer

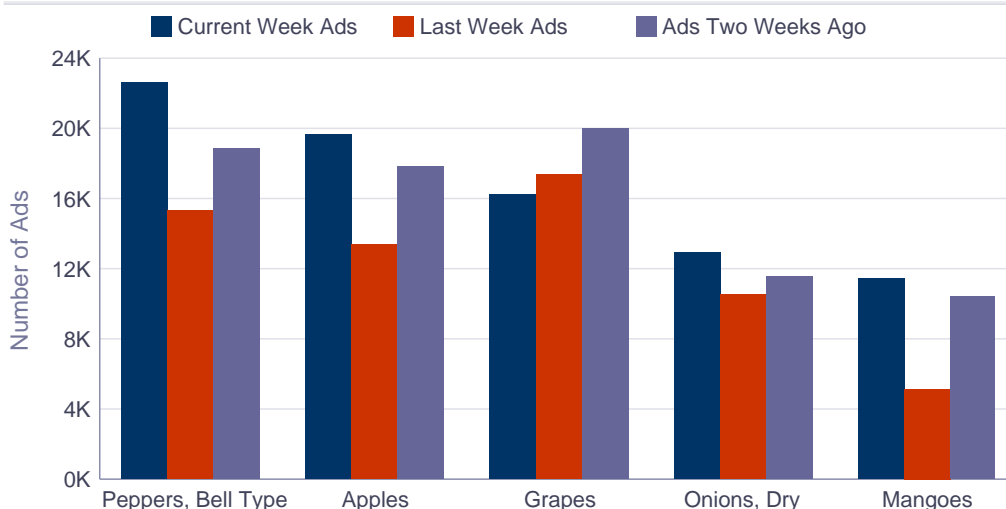
In the lull before the next major holiday, retailers gave shoppers a taste of summer to come. Florida came in strong this week with new crop corn, beans, eggplants, cucumbers, zucchini, and yellow squash. Texas sweet onions were popular, beating the Vidalias to market. Mangos, grapes, and avocados were the top 3 most advertised fruits this week, though lemons, berries, and imported cantaloupes were right behind. Popular vegetable items this week included Roma tomatoes, colored bell peppers, and asparagus. A few retailers made early mentions of Mother's Day.

Total ad numbers this week were 272,627, a 9% decrease from last week's total of 299,069. The total for the same week last year was 11% higher than for this year. The total number of ads broken out by commodity groups: fruit 138,775 (51% of all ads), onions and potatoes 20,382 (7%), vegetables 108,540 (40%), herbs 1,652, ornamentals 1,264, and hemp 2,014. The number of ads for organic produce was 36,900, 14% of total ads.

The following are the prices of major advertised items (3,000 plus ads) this week, compared to the same week last year. Significant increases in price for fruit this week included only strawberries (1 lb.) at 21%. Significant decreases included avocados at 23%, Honeycrisp apples at 20%, tangerines at 20%, raspberries at 15%, and white seedless grapes at 12%. Significant increases in price for onions and potatoes this week included only white onions (per lb.) at 59%. There were no significant decreases. Significant increases in price for vegetables this week included asparagus at 24%, Roma tomatoes at 17%, and seedless cucumbers at 10%. There were no significant decreases.

For more detailed information on organic and locally grown produce visit the National Retail--Local and Organic Report at: http://www.ams.usda.gov/mnreports/wa_lo100.txt

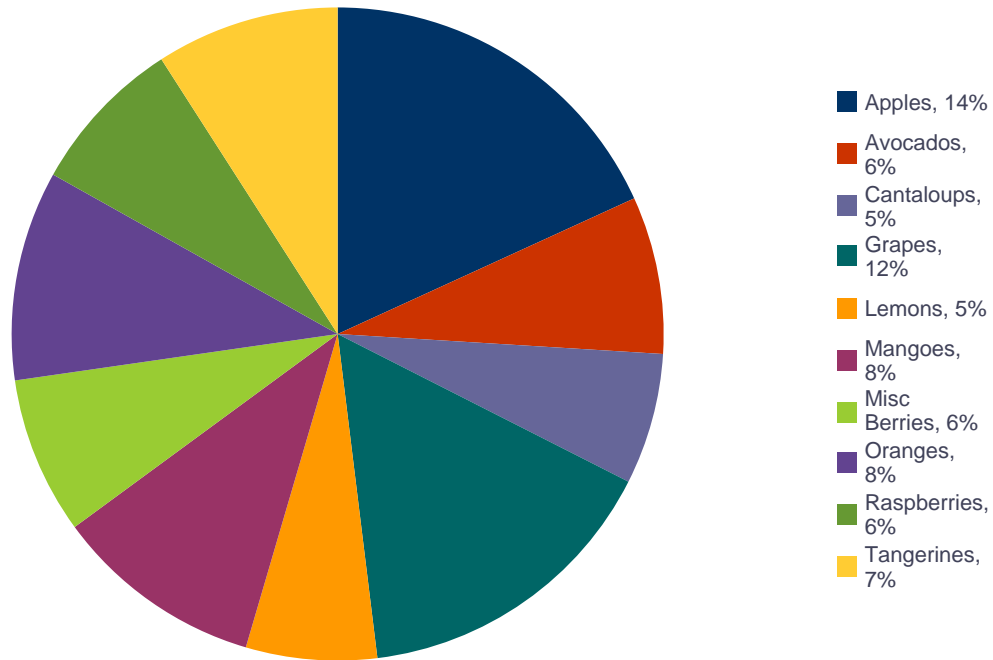
Top 5 Commodities Featured This Week



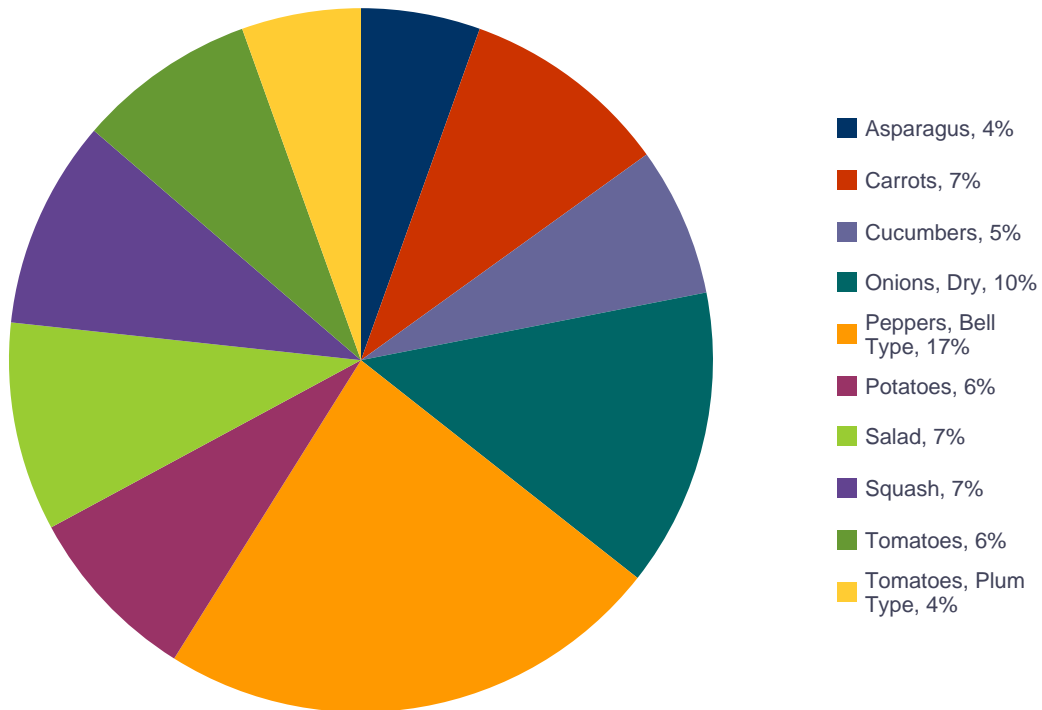
1 - Specialty Crops Market News surveys over 400 retailers, comprising over 30,300 individual stores, with online weekly advertised features.

2 - Date range reflects one week of data collection ending on the report date and encompasses ad pricing good from the Saturday before the report release date through the following Friday.

Top 10 Fruits as Percentage of Total Fruit Ads



Top 10 Vegetables as Percentage of Total Vegetable Ads Including Onions and Potatoes





NATIONAL SUMMARY

(not including AK & HI)

FRUITS								
Commodity	Variety	Unit	THIS WEEK		LAST WEEK		LAST YEAR	
			Stores With Ads	Wtd Avg Price	Stores With Ads	Wtd Avg Price	Stores With Ads	Wtd Avg Price
Apples	Braeburn	per pound	102	1.63				
Apples	Fuji	per pound	1,868	1.66	1,663	1.81	1,837	1.76
Apples	Fuji	3 lb bag	106	4.22	358	3.57	64	3.79
Apples	Fuji	5 lb bag	13	6.99				
Apples	Gala	per pound	1,127	1.70	1,444	1.67	1,483	1.87
Apples	Gala	3 lb bag	339	3.79	526	3.92	717	3.93
Apples	Gala	5 lb bag	13	6.99			242	4.99
Apples	Gala	2 lb bag	46	2.91	71	3.12		
Apples	Golden Delicious	per pound	50	1.31	25	0.99	213	1.70
Apples	Golden Delicious	3 lb bag	89	4.12	29	3.74	342	3.89
Apples	Golden Delicious	2 lb bag	35	2.88	30	3.33		
Apples	Granny Smith	per pound	1,319	1.64	1,159	1.69	711	1.72
Apples	Granny Smith	3 lb bag	31	4.99	495	4.99	254	4.99
Apples	Granny Smith	5 lb bag	13	6.99				
Apples	Honeycrisp	per pound	3,779	2.22	1,042	2.78	1,919	2.76
Apples	Honeycrisp	5 lb bag	65	4.99				
Apples	Honeycrisp	2 lb bag	1,436	5.23			1,271	4.66
Apples	Mcintosh	per pound	16	0.99			205	1.69
Apples	Pink Lady/Cripps Pink	per pound	1,013	1.65	1,665	1.64	1,238	1.84
Apples	Pink Lady/Cripps Pink	3 lb bag	2,103	2.89	690	3.98		
Apples	Pink Lady/Cripps Pink	2 lb bag	30	3.00	30	3.33		
Apples	Red Delicious	per pound	840	1.79	694	1.91	885	1.82
Apples	Red Delicious	3 lb bag	425	3.57	426	3.18	760	3.89
Apples	Red Delicious	5 lb bag	452	4.36	46	5.48		
Apples	Red Delicious	2 lb bag	35	2.88	57	2.94	8	3.49
Apples, Processed	Juice	64 oz (1/2 gallon)	2,988	2.49	3,323	2.82	3,922	2.28
Apples, Processed	Juice	96 oz (3/4 gallon)	17	1.99				
Apples, Processed	Juice	128 oz (1 gallon)	187	2.50	55	6.68	43	5.99
Apples, Processed	Juice Marked Cider	64 oz (1/2 gallon)	283	3.30	52	2.30	56	1.94
Avocados	Hass	each	7,486	1.16	4,461	1.22	3,727	1.51
Avocados	Various Greenskin Varieties	each	21	0.68				

Wtd Avg - Simple weighted average



National Retail Report - Specialty Crops Vol XVII - No. 15
Friday, April 14, 2023 - Page 4

Bananas		per pound	572	0.61	342	0.74	731	0.51
Blueberries		6 oz package	1,953	2.65	1,987	3.01	3,300	2.95
Blueberries		1 pint package	1,148	3.40	564	3.19	1,592	3.60
Blueberries		18 oz package	454	6.50	516	4.53	259	5.12
Cantaloups		each	7,006	2.68	2,996	2.87	5,243	2.75
Cantaloups		per pound	328	0.93	387	0.95	494	1.16
Clementines		5 lb package	207	5.78	370	6.62	303	6.99
Clementines		3 lb bag	774	3.86	1,646	4.45	1,096	5.50
Clementines		2 lb bag	379	3.51	154	3.96	170	4.79
Fruit, Other	Apple Pears	per pound	40	1.99			5	1.99
Grapefruit	Red	each	299	1.27	50	1.39	137	1.18
Grapefruit	Red	per pound	43	1.04	7	0.25	106	1.69
Grapes	Black Seedless	per pound	2,950	2.19	2,973	2.12	3,834	2.58
Grapes	Red Globe	per pound	243	2.80	741	2.54	294	2.87
Grapes	Red Seedless	per pound	9,429	2.07	9,849	1.84	12,400	2.14
Grapes	White Seedless Type	per pound	3,440	2.46	3,655	2.38	2,418	2.83
Honeydews		each	793	4.05	1,786	4.16	1,387	3.14
Honeydews		per pound	115	0.99	8	1.99	30	0.99
Kiwifruit	Hayward	each	582	0.52	316	0.56	395	0.41
Lemons		each	1,325	0.61	3,685	0.67	1,962	0.67
Lemons		per pound	122	0.81	54	0.87	135	0.72
Lemons		2 lb bag	4,416	3.30	1,825	3.83	1,544	3.16
Limes		each	1,091	0.33	1,043	0.54	37	0.14
Limes		per pound	6	0.99			64	1.14
Mangoes		each	10,770	0.99	4,235	1.17	4,546	0.99
Misc Berries	Blackberries	5.6 - 6 oz package	6,366	2.79	6,659	2.74	4,480	3.02
Nectarines	Various Yellow Flesh Varieties	per pound	11	2.49	24	2.99	860	2.54
Oranges	Navel	each	1,892	0.93	1,327	0.95	2,291	1.13
Oranges	Navel	per pound	2,392	1.23	1,315	1.16	2,419	1.51
Oranges	Navel	3 lb bag	2,654	3.76	759	4.20	52	3.51
Oranges	Navel	4 lb bag	2,089	3.78	997	5.24	552	5.47
Oranges	Navel	8 lb bag	435	5.48	131	7.43	423	7.27
Oranges	Valencia	each	39	1.00				
Oranges	Valencia	4 lb bag	42	4.04			76	4.90
Papaya	Maradol/Tainung Types	per pound	692	0.97	585	0.96	794	1.30
Papaya	Solo Type	per pound	14	0.99	40	1.49		
Peaches	Various Yellow Flesh Varieties	per pound	24	3.49	24	2.99	300	3.58
Pears	Bartlett	per pound	1,628	1.67	968	1.89	1,355	1.96

Wtd Avg - Simple weighted average



Pears	Bosc	per pound	784	1.83	792	1.94	741	1.77
Pears	D'Anjou	per pound	2,380	1.82	1,117	1.73	1,485	1.87
Pears	D'Anjou	3 lb bag	245	3.99				
Pineapples		each	2,003	3.17	14,433	2.16	12,869	2.13
Pineapples		per pound	339	0.85	619	0.75	603	0.75
Plums		per pound	172	2.31	296	2.45	659	2.11
Plums	Interspecific Type	per pound	69	2.81			220	3.79
Pomegranates		each	9	1.99			46	3.00
Prunes		per pound	8	2.99	16	3.74		
Raspberries	Red	6 oz package	6,979	2.62	6,254	2.77	4,601	3.08
Strawberries		1 lb package	4,364	3.04	5,819	2.81	8,744	2.53
Strawberries		2 lb package	166	4.61	812	4.11	1,809	5.06
Tangelos		per pound	29	1.42	46	0.88		
Tangelos		each	27	1.00			45	0.77
Tangelos		3 lb bag	227	4.99	183	4.99	205	5.99
Tangerines		per pound	388	1.51	130	1.54	257	2.09
Tangerines		5 lb package	65	7.99	245	6.99		
Tangerines		3 lb bag	5,612	3.73	6,021	4.62	1,254	4.70
Tangerines		2 lb bag	1,126	4.89	932	4.48	909	4.94
Tangerines		each	31	1.47			78	1.54
Watermelons	Red Flesh Seedless Miniature	each	1,157	4.60	809	4.38	779	3.80
Watermelons	Red Flesh Seedless Miniature	per pound	115	0.99			40	1.85
Watermelons	Red Flesh Seedless Type	each	618	7.48	254	6.47	574	6.88
Watermelons	Red Flesh Seedless Type	per pound	477	0.71	258	0.83	150	0.49
ORGANIC								
Apples	Fuji	per pound	824	1.99	287	2.49	538	2.40
Apples	Fuji	3 lb bag	16	2.99				
Apples	Fuji	2 lb bag	1,337	4.91	183	4.70	258	5.30
Apples	Gala	per pound	486	2.19	228	2.41	631	2.30
Apples	Gala	3 lb bag	39	4.17				
Apples	Gala	2 lb bag	293	4.68	493	4.44	519	5.34
Apples	Granny Smith	per pound	145	2.51	262	2.56	404	2.33
Apples	Granny Smith	2 lb bag	104	4.33	149	4.64	181	4.98
Apples	Honeycrisp	per pound	710	3.72	299	3.64	681	4.13
Apples	Honeycrisp	2 lb bag	59	6.59			417	5.99
Apples	Pink Lady/Cripps Pink	per pound	32	2.60	241	2.48	694	2.67
Apples	Pink Lady/Cripps Pink	2 lb bag	73	4.47	231	4.14		
Apples, Processed	Juice	64 oz (1/2 gallon)	84	3.93	15	3.99	22	2.50



Apples, Processed	Juice Marked Cider	64 oz (1/2 gallon)	8	7.98				
Avocados	Hass	each	1,256	1.70	937	1.77	225	1.38
Bananas		per pound	564	0.81	405	0.86	288	0.80
Blueberries		6 oz package	322	4.39	789	4.16	1,286	3.87
Clementines		2 lb bag	102	3.92	503	4.90	45	4.99
Grapefruit	Red	each	38	2.50	74	2.50		
Kiwifruit	Hayward	each	8	0.50			8	0.67
Kiwifruit	Hayward	1 lb bag	1,476	4.51				
Lemons		each	338	0.97	134	1.20	15	0.95
Lemons		2 lb bag	498	4.21	214	4.88	385	3.76
Mangoes		each	608	1.72	925	1.65	416	1.46
Misc Berries	Blackberries	5.6 - 6 oz package	1,641	3.59	1,102	4.03	1,324	3.93
Nectarines	Various Yellow Flesh Varieties	per pound	109	3.66				
Oranges	Navel	each	9	1.25	38	1.00		
Oranges	Navel	per pound	379	1.99	534	2.05		
Oranges	Navel	3 lb bag	899	5.20	197	5.88	178	3.99
Oranges	Navel	4 lb bag	14	5.99	207	5.99	7	7.99
Oranges	Valencia	4 lb bag	9	2.98	34	4.99		
Pears	Bartlett	per pound	113	1.98	252	2.40	496	2.02
Pears	Bosc	per pound	46	1.99			7	1.29
Pears	D'Anjou	per pound	8	2.29	8	2.29		
Raspberries	Red	6 oz package	639	3.78	1,094	4.05	1,075	4.10
Strawberries		1 lb package	1,701	4.30	2,417	3.72	3,913	4.26
Tangerines		per pound	19	3.99				
Tangerines		2 lb bag	2,482	4.92	1,357	5.64	524	5.95

ONIONS AND POTATOES

Commodity	Variety	Unit	THIS WEEK		LAST WEEK		LAST YEAR	
			Stores With Ads	Wtd Avg Price	Stores With Ads	Wtd Avg Price	Stores With Ads	Wtd Avg Price
Onions, Dry	Red	per pound	1,526	1.19	242	0.96	15	0.99
Onions, Dry	Red	2 lb bag	252	1.83	291	1.91	307	2.91
Onions, Dry	White	per pound	3,271	1.11	605	0.74	336	0.70
Onions, Dry	White	2 lb bag	175	1.72	484	2.32	136	1.95
Onions, Dry	White	3 lb bag	8	1.99	55	0.99	36	2.49
Onions, Dry	Yellow	per pound	349	0.95	700	0.99	878	0.97
Onions, Dry	Yellow	2 lb bag	1,141	1.43	567	2.02	319	1.56
Onions, Dry	Yellow	3 lb bag	2,674	2.68	4,353	2.74	2,671	2.69

Wtd Avg - Simple weighted average



Onions, Dry	Yellow	5 lb bag	46	3.99	66	3.55	8	1.98
Onions, Dry	Yellow Marked Sweet	per pound	1,600	1.20	2,097	1.17	2,139	1.39
Onions, Dry	Yellow Marked Sweet	2 lb bag	452	1.49			110	2.31
Onions, Dry	Yellow Marked Sweet	3 lb bag	154	3.09	698	3.21	181	2.67
Potatoes	Round Red	per pound	254	1.08	622	1.19	746	0.88
Potatoes	Round Red	3 lb bag	199	3.15	998	3.83	163	2.94
Potatoes	Round Red	5 lb bag	2,438	3.62	3,667	3.60	2,909	3.54
Potatoes	Round White	per pound	75	1.20	65	1.39	163	0.94
Potatoes	Round White	5 lb bag	92	3.01	698	3.28	589	2.61
Potatoes	Russet	per pound	663	1.13	407	1.36	1,058	0.95
Potatoes	Russet	3 lb bag	41	2.36	8	1.99	25	2.14
Potatoes	Russet	5 lb bag	1,853	2.98	5,187	2.65	6,434	2.81
Potatoes	Russet	10 lb bag	294	5.03	2,684	4.17	2,431	3.55
Potatoes	Russet	8 lb bag	437	4.89	162	3.54	546	2.96
Potatoes	Yellow Type	per pound	91	0.95	423	1.19	400	0.90
Potatoes	Yellow Type	3 lb bag	147	3.16	655	4.22	406	4.72
Potatoes	Yellow Type	5 lb bag	685	3.85	2,271	3.73	1,060	3.64

ORGANIC

Onions, Dry	Red	per pound	8	1.49				
Onions, Dry	Yellow	per pound	27	1.14			174	1.64
Onions, Dry	Yellow	3 lb bag	1,063	3.99	97	3.99	17	2.98
Potatoes	Round Red	3 lb bag	7	2.99	1,422	3.26	210	3.64
Potatoes	Russet	per pound	165	1.78	154	1.79	144	1.47
Potatoes	Russet	3 lb bag	39	3.49	1,424	3.24	564	4.18
Potatoes	Russet	5 lb bag	11	5.99	59	5.49	253	5.22

VEGETABLES

Commodity	Variety	Unit	THIS WEEK		LAST WEEK		LAST YEAR	
			Stores With Ads	Wtd Avg Price	Stores With Ads	Wtd Avg Price	Stores With Ads	Wtd Avg Price
Artichokes		each	184	2.87	1,399	2.44	1,147	2.65
Asparagus	Green	per pound	4,363	2.86	12,820	2.01	13,067	2.30
Beans	Round Green Type	per pound	2,233	1.93	5,757	1.93	4,060	1.54
Beets		per bunch	15	1.17	85	3.64	123	3.75
Beets		per pound	55	0.99			47	1.63
Bok Choy		per pound	24	2.25	11	2.99		
Broccoli		per bunch	458	2.63	11	2.99	355	2.01
Broccoli	Baby Hybrid Type	per bunch	35	3.00			21	2.50

Wtd Avg - Simple weighted average



National Retail Report - Specialty Crops Vol XVII - No. 15
Friday, April 14, 2023 - Page 8

Broccoli	Crown Cut	per pound	1,468	1.98	2,120	1.90	1,876	1.65
Brussels Sprouts		per pound	242	2.16	2,650	2.24	3,394	2.03
Cabbage	Red Type	per pound	11	0.99	11	0.99	9	0.79
Cabbage	Round Green Type	per pound	2,953	0.67	487	0.59	2,137	0.62
Carrots		per pound	376	0.65	384	0.84	451	0.64
Carrots		1 lb bag	55	0.92	274	1.01	52	1.11
Carrots		2 lb bag	687	1.68	986	1.92	654	1.51
Carrots	Baby Peeled	1 lb bag	2,833	1.24	5,191	1.18	5,198	1.19
Carrots	Baby Peeled	2 lb bag	193	2.85	1,933	2.52	1,789	2.48
Cauliflower		each	356	3.05	635	2.71	993	2.79
Cauliflower		per pound	10	1.99	637	2.07	345	1.05
Celery		each	856	1.49	2,436	1.57	1,047	1.76
Celery	Hearts	each	351	2.78	1,847	2.16	2,479	2.48
Chinese Cabbage		per pound	256	2.18	11	1.99		
Cilantro		per bunch	1,643	0.51	800	0.52	1,012	0.46
Corn-Sweet		each	3,650	0.58	2,525	0.53	2,296	0.53
Cucumbers		each	2,517	0.65	2,865	0.68	1,878	0.70
Cucumbers		per pound	25	0.55	16	0.54		
Cucumbers	Long Seedless-Greenhouse	each	3,490	1.30	1,360	1.17	1,896	1.18
Eggplant		per pound	1,210	1.48	682	1.39	462	1.48
Eggplant		each	80	1.08				
Garlic		per pound	78	2.99			79	2.99
Garlic		per sleeve	524	1.30	111	1.73	154	1.71
Greens	Collard	1 lb bag	86	2.61	30	3.23	556	2.99
Greens	Kale	per bunch	62	0.93	704	2.29	219	1.96
Greens	Kale	1 lb bag	86	2.61	30	3.23	556	2.99
Greens	Mustard	1 lb bag	20	3.50	18	3.50	467	2.99
Greens	Turnip Tops	per bunch	27	1.39	811	2.30	128	1.48
Greens	Turnip Tops	1 lb bag	20	3.50	18	3.50	467	2.99
Lettuce, Iceberg		each	585	1.60	302	1.19	270	1.38
Lettuce, Other	Green Leaf	each	361	1.87	79	1.39	367	1.62
Lettuce, Other	Green Leaf	per pound	96	1.79	22	1.49		
Lettuce, Other	Red Leaf	each	353	1.87	73	1.40	365	1.62
Lettuce, Other	Red Leaf	per pound	96	1.79	22	1.49		
Lettuce, Romaine		each	434	1.84	117	1.55	190	1.49
Lettuce, Romaine		per pound	36	1.57	110	1.69	10	1.95
Lettuce, Romaine	Hearts	3 count package	450	2.28	767	3.31	305	3.09
Mushrooms	Portobella	6 oz package	24	3.84	117	3.94	1,149	3.49
Mushrooms	White	per pound	346	4.49	24	2.99	53	3.14

Wtd Avg - Simple weighted average



National Retail Report - Specialty Crops Vol XVII - No. 15
Friday, April 14, 2023 - Page 9

Mushrooms	White	8 oz package	1,593	2.06	2,377	1.98	2,762	2.04
Onions Green		per bunch	1,301	0.59	2,098	0.84	3,158	0.69
Peppers, Bell Type	Green	per pound	422	1.72	117	1.61	114	1.91
Peppers, Bell Type	Green	each	636	0.79	1,377	0.91	2,927	0.79
Peppers, Bell Type	Green-Greenhouse	each	131	1.00				
Peppers, Bell Type	Orange	per pound	1,529	2.78	1,390	3.51	170	2.50
Peppers, Bell Type	Orange	each	4,807	1.17	2,633	1.24	2,736	1.27
Peppers, Bell Type	Orange-Greenhouse	per pound	403	2.99	9	2.99	8	2.99
Peppers, Bell Type	Orange-Greenhouse	each	196	1.05	74	1.67	1,000	1.53
Peppers, Bell Type	Red	per pound	1,799	2.68	1,616	3.35	316	2.44
Peppers, Bell Type	Red	each	4,986	1.17	2,654	1.23	3,005	1.29
Peppers, Bell Type	Red-Greenhouse	per pound	403	2.99	9	2.99	8	2.99
Peppers, Bell Type	Red-Greenhouse	each	238	1.10	74	1.67	1,014	1.53
Peppers, Bell Type	Yellow	per pound	1,529	2.78	1,424	3.49	233	2.50
Peppers, Bell Type	Yellow	each	4,786	1.17	2,605	1.23	2,962	1.28
Peppers, Bell Type	Yellow-Greenhouse	per pound	403	2.99	9	2.99	8	2.99
Peppers, Bell Type	Yellow-Greenhouse	each	196	1.05	74	1.67	1,014	1.53
Peppers, Other	Jalapeno	per pound	846	2.00	889	1.21	734	0.89
Peppers, Other	Mixed Mini Sweet Types	1 lb package	859	3.64	290	3.32	812	2.96
Peppers, Other	Serrano	per pound	381	2.49	49	1.35	96	0.50
Radishes		per bunch	571	0.47	959	0.78	706	0.70
Radishes		6 oz film bags	60	0.99				
Radishes		1 lb bag	394	1.80	66	1.88	225	1.92
Salad	Mixed Types	10 - 12 oz package	2,698	2.93	2,992	2.41	4,554	2.48
Salad	Mixed Types	5 - 9 oz package	2,609	2.70	1,822	2.79	4,659	2.62
Spinach		per bunch	1,003	1.21	7	0.50	240	1.90
Spinach	Flat, Baby Type	10 oz package	23	2.27	18	3.50	47	2.56
Spinach	Flat, Baby Type	8 oz package	114	2.18	14	2.50	305	2.16
Spinach	Flat, Baby Type	9 oz package	73	2.69			80	2.73
Spinach	Flat, Baby Type	5 - 6 oz package	23	2.87	131	3.76	401	2.93
Squash	Grey	per pound	568	0.81	322	0.93	179	0.74
Squash	Yellow Crookneck/Straightneck	per pound	2,087	1.59	2,090	1.53	1,567	1.45
Squash	Zucchini	per pound	3,540	1.45	2,451	1.45	2,359	1.43
Sweet Potatoes		per pound	1,078	0.92	12,321	0.92	11,785	0.81
Tomatillos		per pound	408	0.75	446	1.06	463	0.74
Tomatoes		per pound	1,932	1.53	1,266	1.59	2,025	1.85
Tomatoes	Vine Ripe - Heirloom Varieties-Greenhouse	per pound	67	2.54	183	2.94	1,271	2.45
Tomatoes	Vine Ripes	per pound	1,853	1.90	373	1.59	540	1.88

Wtd Avg - Simple weighted average



Tomatoes	Vine Ripes, On The Vine-Greenhouse	per pound	2,488	1.80	2,309	1.79	5,441	1.85
Tomatoes	Vine Ripes-Greenhouse	per pound	174	1.69	179	2.19	584	2.14
Tomatoes, Cherry		1 pint package	75	2.00	8	2.00	7	0.89
Tomatoes, Grape Type		1 pint package	1,393	1.94	977	2.30	1,455	2.28
Tomatoes, Grape Type		10 oz package	2,439	2.76	2,196	2.62	809	2.96
Tomatoes, Plum Type	Roma	per pound	5,045	1.08	2,780	1.08	1,300	0.93
Vegetables Other	Cactus Leaf (Nopales)	per pound	171	0.60	243	0.74	286	0.69
Vegetables Other	Cactus Leaf (Nopales)	each	65	0.69	11	0.33		
ORGANIC								
Asparagus	Green	per pound	682	4.01	2,374	3.22	716	3.75
Beans	Round Green Type	per pound	9	2.49	20	3.32	20	3.51
Beets		per bunch	199	2.23	10	1.99	146	3.34
Broccoli		per pound	27	2.99	309	2.73	265	2.31
Broccoli		per bunch	34	3.99	219	3.93	21	3.79
Broccoli	Crown Cut	per pound	255	2.45	9	3.49	12	3.25
Brussels Sprouts		per pound	198	3.88	464	3.18	86	4.12
Cabbage	Round Green Type	per pound	146	1.49				
Carrots		per pound	154	1.69	154	1.69	130	1.39
Carrots		1 lb bag	1,669	1.44	98	2.43	260	2.99
Carrots		per bunch	78	1.52	360	2.16	737	2.30
Carrots	Baby Peeled	1 lb bag	2,888	1.56	522	1.90	647	2.03
Cauliflower		each	88	4.41	215	3.99		
Cauliflower		per pound	27	2.99	287	2.79	286	2.18
Celery		each	158	1.73	112	2.33	436	2.99
Celery	Hearts	each	81	2.68	236	2.85	699	2.68
Cucumbers		each	51	0.99	47	2.04	20	1.47
Cucumbers	Long Seedless-Greenhouse	each	555	1.98	31	2.38	532	2.00
Greens	Kale	per bunch	78	1.82	305	1.74	9	2.10
Greens	Swiss Chard	per bunch	66	2.49	11	2.00	16	1.98
Lettuce, Romaine		each	9	1.99	11	1.99		
Lettuce, Romaine	Hearts	3 count package	176	3.61	264	3.87	47	4.55
Mushrooms	Portobella	per pound	16	7.99	16	7.99		
Mushrooms	White	8 oz package	51	2.61	810	2.22	1,086	2.92
Onions Green		per bunch	340	1.02	160	1.52	594	1.08
Peppers, Bell Type	Green	each	9	1.25				
Peppers, Bell Type	Orange	per pound	9	3.99	16	4.99	21	3.51
Peppers, Bell Type	Orange	each	19	1.83	357	1.70	19	2.00
Peppers, Bell Type	Red	per pound	9	3.99	24	4.99	21	3.51

Wtd Avg - Simple weighted average



Peppers, Bell Type	Red	each	28	1.64	357	1.69	19	2.00
Peppers, Bell Type	Yellow	per pound	9	3.99	16	4.99	21	3.51
Peppers, Bell Type	Yellow	each	19	1.83	305	1.69	19	2.00
Peppers, Other	Mixed Mini Sweet Types	1 lb package	390	3.59	543	3.52	427	3.77
Salad	Mixed Types	1 lb bag	36	5.22	1,079	4.90	2,872	4.90
Salad	Mixed Types	10 - 12 oz package	176	4.77	772	4.99	592	5.02
Salad	Mixed Types	5 - 9 oz package	3,034	3.21	725	3.26	2,298	3.31
Spinach		per bunch	7	1.99	67	1.60		
Spinach	Flat, Baby Type	10 oz package	11	4.99				
Spinach	Flat, Baby Type	5 - 6 oz package	129	3.09	76	3.50	509	3.33
Squash	Yellow Crookneck/Straightneck	per pound	551	1.81	188	0.99	179	1.87
Squash	Zucchini	per pound	2,507	1.90	496	2.07	179	1.87
Sweet Potatoes		per pound	64	3.05	333	1.90	19	2.45
Tomatoes		per pound	170	2.63	202	2.72	389	2.86
Tomatoes	Vine Ripe - Heirloom Varieties	per pound	26	3.99				
Tomatoes	Vine Ripes, On The Vine-Greenhouse	per pound	704	2.35	214	3.28	977	2.70
Tomatoes	Vine Ripes-Greenhouse	per pound	105	3.70	9	3.99		
Tomatoes, Cherry		1 pint package	22	2.45	8	3.50	1	3.69
Tomatoes, Grape Type		1 pint package	663	2.90	994	2.91	867	3.17
Tomatoes, Grape Type		10 oz package	53	3.46			16	2.50
Tomatoes, Plum Type	Roma	per pound	123	2.01	8	2.29	242	1.99

OTHER SPECIALTY CROPS ITEMS

Commodity	Variety	Unit	THIS WEEK		LAST WEEK		LAST YEAR	
			Stores With Ads	Wtd Avg Price	Stores With Ads	Wtd Avg Price	Stores With Ads	Wtd Avg Price
Hemp Seeds-Shelled		8 oz package	447	8.35	499	8.86	669	7.49
Hemp Seeds-Shelled		16 oz package	459	15.22	350	15.07	399	12.80

ORGANIC

Hemp Protein		16 oz package	206	18.99	273	16.99		
Hemp Seeds-Shelled		7 oz package	459	11.16	358	10.18	251	9.29
Hemp Seeds-Shelled		8 oz package	52	12.99	52	9.89		
Hemp Seeds-Shelled		12 oz package	360	14.44	252	14.73	431	12.96

SEASONAL ITEMS

Commodity	Variety	Unit	THIS WEEK	LAST WEEK	LAST YEAR
-----------	---------	------	-----------	-----------	-----------



			Stores With Ads	Wtd Avg Price	Stores With Ads	Wtd Avg Price	Stores With Ads	Wtd Avg Price
Chayote		each	112	0.70	24	0.61	98	0.50
Daffodil		bunched 10s	13	1.99	131	3.99	223	2.65
Potted Plants	Chrysanthemum	6 inch pot	74	9.99	217	11.83	166	10.22
Potted Plants	Longiflorum (Easter Lily)	6 inch pot	6	9.99	8,045	10.06	6,107	9.61
Rose, Hybrid Tea		bunched 12s	238	12.87	142	13.61	737	10.51
Tulips		bunched 10s	933	7.56	5,522	7.45	5,715	7.38



REGIONAL DETAILS

Commodity Variety	Unit	NORTHEAST U.S.				SOUTHEAST U.S.				MIDWEST U.S.			
		Price Range	Stores with Ads	Wtd Avg Price	% Marked Local	Price Range	Stores with Ads	Wtd Avg Price	% Marked Local	Price Range	Stores with Ads	Wtd Avg Price	% Marked Local
FRUITS													
Apples Braeburn	per pound	1.89	60	1.89						0.99-1.49	25	1.29	
Apples Fuji	per pound	0.99-1.99	421	1.46		1.69-1.99	626	1.98		0.99-1.99	195	1.16	
Apples Fuji	3 lb bag									2.88-3.99	59	3.71	
Apples Fuji	5 lb bag									6.99	13	6.99	
Apples Gala	per pound	1.49-2.49	305	1.89		1.49-1.99	54	1.80		0.99-1.69	66	1.25	
Apples Gala	3 lb bag					2.98-3.99	145	3.53		2.50-3.99	62	3.60	
Apples Gala	5 lb bag									6.99	13	6.99	
Apples Gala	2 lb bag					2.50-3.00	46	2.91					
Apples Golden Delicious	per pound	1.99	8	1.99						0.99	8	0.99	
Apples Golden Delicious	3 lb bag					2.98-4.49	56	3.60					
Apples Golden Delicious	2 lb bag					2.50-2.99	35	2.88					
Apples Granny Smith	per pound	0.99-1.99	132	1.20		1.69-1.99	396	1.97		0.99-1.49	144	1.09	
Apples Granny Smith	5 lb bag									6.99	13	6.99	
Apples Honeycrisp	per pound	1.49-2.99	77	2.46		1.29-2.88	814	2.03		0.99-2.99	1,439	2.24	
Apples Honeycrisp	5 lb bag					4.99	65	4.99					
Apples Honeycrisp	2 lb bag	5.99	339	5.99		4.99	367	4.99					
Apples McIntosh	per pound									0.99	16	0.99	
Apples Pink Lady/Cripps Pink	per pound	1.79-1.99	554	1.81		1.38-1.99	196	1.41		0.99-1.99	215	1.47	
Apples Pink Lady/Cripps Pink	3 lb bag	2.89	442	2.89		2.89	530	2.89		2.89	735	2.89	
Apples Pink Lady/Cripps Pink	2 lb bag					3.00	30	3.00					
Apples Red Delicious	per pound	0.99-1.99	209	1.91		1.49-1.99	427	1.96		0.99-1.49	53	1.34	
Apples Red Delicious	3 lb bag	2.50-3.50	34	3.35		2.98-4.49	143	3.59		3.50-3.99	51	3.84	
Apples Red Delicious	5 lb bag	3.99	175	3.99		4.59	277	4.59					
Apples Red Delicious	2 lb bag					2.50-2.99	35	2.88					
Apples, Processed Juice	64 oz (1/2 gallon)	2.00-3.50	283	2.85		1.00-3.49	534	2.30		1.49-2.50	880	2.05	
Apples, Processed Juice	128 oz (1 gallon)					2.50	187	2.50					
Apples, Processed Juice Marked Cider	64 oz (1/2 gallon)	3.99	162	3.99						1.99-2.49	121	2.39	
Avocados Hass	each	0.79-2.50	1,610	1.09		0.68-2.00	2,346	1.16		0.59-2.50	480	1.02	
Avocados Various Greenskin Varieties	each					0.68	21	0.68					

Wtd Avg - Simple weighted average



Commodity Variety	Unit	NORTHEAST U.S.				SOUTHEAST U.S.				MIDWEST U.S.			
		Price Range	Stores with Ads	Wtd Avg Price	% Marked Local	Price Range	Stores with Ads	Wtd Avg Price	% Marked Local	Price Range	Stores with Ads	Wtd Avg Price	% Marked Local
Bananas	per pound	0.49-0.69	112	0.56		0.49	50	0.49		0.39-0.89	107	0.80	
Blueberries	6 oz package	3.33	151	3.33		3.00-3.99	229	3.38		2.00-3.59	303	2.82	
Blueberries	1 pint package	2.99-5.99	384	3.67		3.33-3.99	352	3.48		3.59-4.59	36	4.05	
Blueberries	18 oz package					5.99	228	5.99					
Cantaloups	each	1.69-3.99	1,537	2.52		1.99-3.99	825	2.47		0.97-3.99	2,209	2.63	
Cantaloups	per pound									0.97-2.99	49	1.63	
Clementines	5 lb package	5.99	163	5.99						4.99	44	4.99	
Clementines	3 lb bag	3.99-5.99	71	5.34		4.99-5.99	56	5.04		3.88-4.99	72	4.55	
Clementines	2 lb bag	2.99-3.99	73	3.27		2.99-3.99	47	3.80		2.99-3.99	130	3.14	
Grapefruit Red	each	1.25-2.00	64	1.64		0.99-1.25	128	1.23		1.00-1.50	39	1.23	
Grapefruit Red	per pound									0.99	22	0.99	
Grapes Black Seedless	per pound	1.99-3.79	901	2.30		1.98-2.99	86	2.15		1.69-2.49	1,127	2.03	
Grapes Red Globe	per pound	2.99	183	2.99		1.98-2.99	60	2.22					
Grapes Red Seedless	per pound	0.99-3.49	2,086	2.30		1.48-3.49	2,318	2.16		0.88-2.99	2,112	1.86	
Grapes White Seedless Type	per pound	1.69-3.49	1,281	2.46		1.58-3.49	593	2.22		0.99-3.99	561	2.19	
Honeydews	each	2.99-6.99	153	4.52		0.98-4.99	500	3.84		2.99-4.99	77	4.22	
Honeydews	per pound									0.99	8	0.99	
Kiwifruit Hayward	each	0.50-0.66	103	0.60		0.50	24	0.50		0.45-0.50	25	0.47	
Lemons	each	0.25-1.25	703	0.60		0.50-0.69	52	0.59		0.45-1.00	160	0.73	
Lemons	per pound									2.59	9	2.59	
Lemons	2 lb bag	1.99-3.99	735	2.39		2.99-3.99	1,109	3.51		1.99-3.99	1,253	3.38	
Limes	each	0.25-0.75	139	0.33		0.33	945	0.33		0.50	7	0.50	
Mangoes	each	0.49-1.67	2,095	0.94		0.69-1.25	3,243	1.08		0.59-2.00	1,124	0.76	
Misc Berries Blackberries	5.6 - 6 oz package	1.99-3.99	528	2.83		2.50-3.99	2,357	3.12		2.00-3.99	1,494	2.70	
Nectarines Various Yellow Flesh Varieties	per pound	2.49	11	2.49									
Oranges Navel	each	0.40-1.67	1,005	0.95		0.40-1.00	146	0.90		0.33-1.25	463	0.95	
Oranges Navel	per pound	1.00-1.47	376	1.28		0.99-1.49	76	1.42		0.77-1.49	446	1.43	
Oranges Navel	3 lb bag	3.99-4.99	33	4.72		3.99-4.98	887	4.00		1.97-3.99	905	3.62	
Oranges Navel	4 lb bag	2.99-5.99	612	4.34		2.99-5.49	443	3.24		2.99-5.49	468	3.25	
Oranges Navel	8 lb bag	5.99	163	5.99		7.99	15	7.99					
Oranges Valencia	each									1.00	39	1.00	
Oranges Valencia	4 lb bag					3.99-4.98	42	4.04					



Commodity Variety	Unit	NORTHEAST U.S.				SOUTHEAST U.S.				MIDWEST U.S.			
		Price Range	Stores with Ads	Wtd Avg Price	% Marked Local	Price Range	Stores with Ads	Wtd Avg Price	% Marked Local	Price Range	Stores with Ads	Wtd Avg Price	% Marked Local
Papaya Maradol/Tainung Types	per pound	1.29	28	1.29		0.99	11	0.99		0.78-1.58	84	1.13	
Papaya Solo Type	per pound									0.99	14	0.99	
Peaches Various Yellow Flesh Varieties	per pound	3.49	24	3.49									
Pears Bartlett	per pound	0.99-2.49	1,216	1.65		1.49	38	1.49		0.99-1.98	170	1.74	
Pears Bosc	per pound	1.49-2.49	611	1.79		2.49	11	2.49					
Pears D'Anjou	per pound	1.47-2.49	1,346	1.77		1.49-2.49	57	1.71		1.48-1.99	219	1.94	
Pears D'Anjou	3 lb bag									3.99	245	3.99	
Pineapples	each	2.50-3.99	755	3.41		1.99-2.99	112	2.82		1.29-3.99	114	2.52	
Plums	per pound	1.99-2.99	94	2.44		1.99-2.78	23	2.51					
Plums Interspecific Type	per pound	2.99	38	2.99									
Raspberries Red	6 oz package	1.99-3.99	502	2.81		1.49-3.99	1,880	3.15		1.69-3.99	2,603	2.46	
Strawberries	1 lb package	2.50-4.49	772	3.38		2.50-4.99	2,001	2.92		2.00-4.49	186	3.28	
Tangerines	per pound	1.47	129	1.47						1.49	14	1.49	
Tangerines	5 lb package					7.99	65	7.99					
Tangerines	3 lb bag	2.39-6.99	1,273	4.21		2.99-5.99	1,009	3.96		2.49-5.49	1,687	3.20	
Tangerines	2 lb bag	2.99-5.00	450	4.93		4.99	74	4.99		4.99	199	4.99	
Tangerines	each	2.00	20	2.00									
Tangelos	per pound	1.47	21	1.47						1.29	8	1.29	
Tangelos	each									1.00	27	1.00	
Tangelos	3 lb bag	4.99	198	4.99		4.98-4.99	29	4.99					
Watermelons Red Flesh Seedless Miniature	each	3.33-4.99	225	4.06		3.33-4.99	362	4.41		3.99-7.99	127	5.85	
Watermelons Red Flesh Seedless Miniature	per pound									0.99	8	0.99	
Watermelons Red Flesh Seedless Type	each	6.99-9.99	55	9.06		5.98-7.99	417	7.76		3.99-6.99	73	6.03	
Watermelons Red Flesh Seedless Type	per pound	0.79-0.99	82	0.97						0.59	7	0.59	
FRUITS - ORGANIC													
Apples Fuji	per pound					1.98	52	1.98		1.99	188	1.99	
Apples Fuji	3 lb bag									2.99	16	2.99	
Apples Fuji	2 lb bag	3.99-4.59	134	4.25		4.99	1,195	4.99					
Apples Gala	3 lb bag									2.99	16	2.99	

Wtd Avg - Simple weighted average



Commodity Variety	Unit	NORTHEAST U.S.				SOUTHEAST U.S.				MIDWEST U.S.			
		Price Range	Stores with Ads	Wtd Avg Price	% Marked Local	Price Range	Stores with Ads	Wtd Avg Price	% Marked Local	Price Range	Stores with Ads	Wtd Avg Price	% Marked Local
Apples Gala	2 lb bag	4.59-4.99	249	4.90		3.99	14	3.99		2.99	22	2.99	
Apples Granny Smith	per pound	1.99-2.99	136	2.51						2.48	9	2.48	
Apples Granny Smith	2 lb bag	4.59	59	4.59						3.99	20	3.99	
Apples Honeycrisp	per pound					3.49	86	3.49		2.99-3.59	69	3.07	
Apples Honeycrisp	2 lb bag	6.59	59	6.59									
Apples Pink Lady/Cripps Pink	per pound	1.99	10	1.99									
Apples Pink Lady/Cripps Pink	2 lb bag	4.59	59	4.59		3.99	14	3.99					
Apples, Processed Juice	64 oz (1/2 gallon)	3.50	10	3.50		3.99	74	3.99					
Avocados Hass	each	1.50-3.50	446	1.80		2.00	86	2.00		0.99-2.00	88	1.81	
Bananas	per pound	0.79-0.99	185	0.88						0.75-0.89	37	0.81	
Blueberries	6 oz package	3.99-4.99	126	4.80		4.49	74	4.49		3.99	60	3.99	
Clementines	2 lb bag									2.99	7	2.99	
Grapefruit Red	each	2.50	35	2.50		2.50	3	2.50					
Kiwifruit Hayward	each	0.50	8	0.50									
Kiwifruit Hayward	1 lb bag					4.49	463	4.49		4.49	581	4.49	
Lemons	each	0.75-1.50	33	0.98		0.80	3	0.80		0.99	188	0.99	
Lemons	2 lb bag	3.99-4.99	214	4.88		3.99	86	3.99					
Mangoes	each	1.79-2.49	80	2.42		1.67	52	1.67		1.50	6	1.50	
Misc Berries Blackberries	5.6 - 6 oz package	3.49-4.99	153	4.20		3.49	945	3.49		3.99	99	3.99	
Oranges Navel	each	1.25	9	1.25									
Oranges Navel	per pound	1.69-2.99	28	2.62									
Oranges Navel	3 lb bag	5.99	190	5.99		4.98-4.99	418	4.99					
Oranges Navel	4 lb bag					5.99	14	5.99					
Pears Bosc	per pound	1.99	46	1.99									
Pears D'Anjou	per pound	2.29	8	2.29									
Raspberries Red	6 oz package	3.99-4.99	81	4.88						3.99	140	3.99	
Strawberries	1 lb package					3.98-4.77	138	4.47		3.99-4.89	92	4.23	
Tangerines	2 lb bag					4.99	1,561	4.99		3.99-4.99	146	4.12	
ONIONS AND POTATOES													
Onions, Dry Red	per pound	0.99-1.49	438	1.06		0.99-1.28	16	1.03		0.99-1.29	511	1.24	
Onions, Dry Red	2 lb bag	2.00	29	2.00		1.59-1.95	163	1.75		1.95	22	1.95	
Onions, Dry	per pound	0.99	17	0.99		0.78-1.39	478	1.37		0.59-	1,072	1.05	

Wtd Avg - Simple weighted average



Commodity Variety	Unit	NORTHEAST U.S.				SOUTHEAST U.S.				MIDWEST U.S.			
		Price Range	Stores with Ads	Wtd Avg Price	% Marked Local	Price Range	Stores with Ads	Wtd Avg Price	% Marked Local	Price Range	Stores with Ads	Wtd Avg Price	% Marked Local
White										1.29			
Onions, Dry White	2 lb bag					1.95	73	1.95		1.95	22	1.95	
Onions, Dry White	3 lb bag									1.99	8	1.99	
Onions, Dry Yellow	per pound	0.99-2.99	60	1.56		0.78	15	0.78		0.29-1.29	95	0.84	
Onions, Dry Yellow	2 lb bag	0.99-2.50	389	1.56		0.79-1.95	141	1.46		1.29-1.95	419	1.33	
Onions, Dry Yellow	3 lb bag	1.99-2.99	415	2.73		1.99-2.99	720	2.66		0.99-2.79	795	2.62	
Onions, Dry Yellow	5 lb bag	3.99	46	3.99									
Onions, Dry Yellow Marked Sweet	per pound	0.89-1.49	479	1.30		0.95-1.29	297	1.03		0.97-1.39	235	1.19	
Onions, Dry Yellow Marked Sweet	2 lb bag	1.49	175	1.49		1.49	277	1.49					
Onions, Dry Yellow Marked Sweet	3 lb bag					3.49	8	3.49					
Potatoes Round Red	per pound	1.49	65	1.49						0.98-0.99	59	0.99	
Potatoes Round Red	3 lb bag	2.50	19	2.50						1.99-3.49	174	3.22	
Potatoes Round Red	5 lb bag	2.99-3.99	581	3.87		2.50-3.99	1,452	3.40		2.69-4.48	279	4.07	
Potatoes Round White	5 lb bag	2.00-3.49	80	3.00		2.99-3.49	12	3.12					
Potatoes Russet	per pound	0.99-1.49	104	1.25		0.99	228	0.99		0.88-1.29	105	1.05	
Potatoes Russet	3 lb bag	2.50	19	2.50		1.67	3	1.67		1.99-2.50	19	2.34	
Potatoes Russet	5 lb bag	2.50-4.79	505	2.76		2.50-3.99	462	3.20		1.99-3.33	223	2.92	
Potatoes Russet	10 lb bag	0.99-5.99	53	3.73		5.59	17	5.59		5.88	130	5.88	
Potatoes Russet	8 lb bag	5.00	413	5.00		2.99	15	2.99					
Potatoes Yellow Type	per pound	0.99	9	0.99						0.98-0.99	32	0.98	
Potatoes Yellow Type	3 lb bag	2.50	19	2.50						1.89-3.49	119	3.35	
Potatoes Yellow Type	5 lb bag	3.99-5.99	479	4.09		2.50-3.99	84	2.94		2.99-3.99	75	3.28	
ONIONS AND POTATOES - ORGANIC													
Onions, Dry Yellow	3 lb bag	3.99	75	3.99		3.99	979	3.99		4.48	9	4.48	
Potatoes Round Red	3 lb bag									2.99	7	2.99	
Potatoes Russet	per pound									1.79	13	1.79	
VEGETABLES													
Artichokes	each	1.25	9	1.25						2.50	9	2.50	
Asparagus Green	per pound	1.49-2.99	63	2.46		1.99-2.99	2,001	2.84		1.49-2.99	989	2.50	
Bok Choy	per pound	1.78	6	1.78						2.99	11	2.99	
Beans Round Green Type	per pound	1.29-1.79	206	1.53		0.99-2.49	1,649	2.00		0.99-2.99	210	1.89	

Wtd Avg - Simple weighted average



Commodity Variety	Unit	NORTHEAST U.S.				SOUTHEAST U.S.				MIDWEST U.S.			
		Price Range	Stores with Ads	Wtd Avg Price	% Marked Local	Price Range	Stores with Ads	Wtd Avg Price	% Marked Local	Price Range	Stores with Ads	Wtd Avg Price	% Marked Local
Broccoli	per bunch	3.00	104	3.00		1.95-2.98	119	2.35		1.95-3.00	197	2.73	
Broccoli Baby Hybrid Type	per bunch	3.00	35	3.00									
Broccoli Crown Cut	per pound	1.49-2.49	735	1.99		1.59-1.99	342	1.95		0.99-2.69	96	2.21	
Brussels Sprouts	per pound	1.99	13	1.99		1.99	90	1.99		1.88-2.00	36	1.97	
Cabbage Red Type	per pound									0.99	11	0.99	
Cabbage Round Green Type	per pound	0.69-0.99	372	0.84		0.55-0.99	1,660	0.68		0.47-0.99	284	0.76	
Carrots	per pound	0.99	8	0.99						0.47	7	0.47	
Carrots	1 lb bag	0.79-0.99	55	0.92									
Carrots	2 lb bag	1.50-1.99	279	1.51		1.79-1.98	76	1.80		1.69-2.29	257	1.84	
Carrots Baby Peeled	1 lb bag	0.99-1.67	208	1.49		0.99-1.67	1,789	1.19		0.98-1.69	377	1.44	
Carrots Baby Peeled	2 lb bag	3.49	65	3.49		2.49	74	2.49					
Cauliflower	each	3.49	4	3.49		1.95-2.98	119	2.35		1.95	22	1.95	
Cauliflower	per pound									1.99	10	1.99	
Celery	each	1.50-1.99	135	1.94		1.48-1.79	13	1.74		0.79-2.49	58	1.59	
Celery Hearts	each	2.50	22	2.50		2.49	74	2.49		2.88-2.99	213	2.89	
Chinese Cabbage	per pound									1.99-2.19	256	2.18	
Cilantro	per bunch	0.69-0.99	47	0.75		0.34-1.25	104	0.98		0.33-0.48	58	0.42	
Corn-Sweet	each	0.40-3.50	773	0.71		0.49-0.80	1,602	0.50		0.33-3.50	326	0.70	
Cucumbers	each	0.50-0.75	357	0.61		0.28-1.67	417	0.87		0.33-1.00	169	0.65	
Cucumbers	per pound									0.39	8	0.39	
Cucumbers Long Seedless-Greenhouse	each	1.00-2.00	1,464	1.60		0.79-1.67	556	0.82		0.79-2.00	979	1.28	
Eggplant	per pound	0.99-1.99	1,038	1.49		1.19-1.69	55	1.32		0.99	14	0.99	
Garlic	per pound	2.99	78	2.99									
Garlic	per sleeve									0.67	83	0.67	
Greens Collard	1 lb bag	3.00-3.50	57	3.18									
Greens Kale	1 lb bag	3.00-3.50	57	3.18									
Greens Mustard	1 lb bag	3.50	20	3.50									
Greens Turnip Tops	1 lb bag	3.50	20	3.50									
Lettuce, Iceberg	each	1.50-1.99	207	1.54		1.19-1.99	84	1.44		1.49-1.89	125	1.73	
Lettuce, Other Green Leaf	each	1.49-1.50	17	1.49		2.00	11	2.00		1.49-1.88	217	1.86	
Lettuce, Other Green Leaf	per pound									1.79	96	1.79	
Lettuce, Other Red Leaf	each	1.49	9	1.49		2.00	11	2.00		1.49-1.88	217	1.86	

Wtd Avg - Simple weighted average



Commodity Variety	Unit	NORTHEAST U.S.				SOUTHEAST U.S.				MIDWEST U.S.			
		Price Range	Stores with Ads	Wtd Avg Price	% Marked Local	Price Range	Stores with Ads	Wtd Avg Price	% Marked Local	Price Range	Stores with Ads	Wtd Avg Price	% Marked Local
Lettuce, Other Red Leaf	per pound									1.79	96	1.79	
Lettuce, Romaine	each					2.00	11	2.00		1.49-1.88	217	1.86	
Lettuce, Romaine	per pound	1.49	22	1.49						1.69	14	1.69	
Lettuce, Romaine Hearts	3 count package	1.99-3.50	366	2.13		2.99-3.48	76	3.00					
Mushrooms Portobella	6 oz package									3.79	18	3.79	
Mushrooms White	8 oz package	1.67-3.99	125	2.52		1.67-2.50	830	1.91		0.99-3.29	275	2.19	
Onions Green	per bunch	0.40-0.79	335	0.71		0.88-0.99	13	0.97		0.25-0.99	152	0.61	
Peppers, Bell Type Green	per pound	1.49-2.49	299	1.89		0.98	79	0.98		0.99-2.99	44	1.94	
Peppers, Bell Type Green	each					0.69-1.25	58	0.80		0.67-1.25	142	0.98	
Peppers, Bell Type Green-Greenhouse	each	1.00	131	1.00									
Peppers, Bell Type Orange	per pound	1.67-2.99	273	2.17		0.99-2.99	1,206	2.97		0.99-2.49	50	1.47	
Peppers, Bell Type Orange	each	1.25-1.67	500	1.65		0.98-2.00	1,162	1.12		0.98-2.00	1,672	1.24	
Peppers, Bell Type Orange-Greenhouse	per pound	2.99	403	2.99									
Peppers, Bell Type Orange-Greenhouse	each	1.00	131	1.00						1.25	44	1.25	
Peppers, Bell Type Red	per pound	1.29-2.99	487	2.15		0.99-2.99	1,240	2.94		0.99-2.99	64	1.80	
Peppers, Bell Type Red	each	1.25-1.67	500	1.65		0.98-2.00	1,162	1.12		0.98-2.00	1,717	1.23	
Peppers, Bell Type Red-Greenhouse	per pound	2.99	403	2.99									
Peppers, Bell Type Red-Greenhouse	each	1.00	131	1.00						1.25	44	1.25	
Peppers, Bell Type Yellow	per pound	1.67-2.99	273	2.17		0.99-2.99	1,206	2.97		0.99-2.49	50	1.47	
Peppers, Bell Type Yellow	each	1.25-1.67	500	1.65		0.98-2.00	1,154	1.12		0.98-2.00	1,657	1.24	
Peppers, Bell Type Yellow-Greenhouse	per pound	2.99	403	2.99									
Peppers, Bell Type Yellow-Greenhouse	each	1.00	131	1.00						1.25	44	1.25	
Peppers, Other Jalapeno	per pound					1.79	277	1.79		0.99-2.99	243	2.64	
Peppers, Other Mixed Mini Sweet Types	1 lb package	3.49	9	3.49						2.99-3.99	662	3.54	
Peppers, Other Serrano	per pound									0.99-2.99	223	2.77	
Radishes	per bunch									0.99	8	0.99	
Radishes	1 lb bag					1.50	12	1.50		1.49-2.50	340	1.80	
Salad Mixed Types	10 - 12 oz package	2.00-5.00	1,020	3.40		2.50-3.34	112	3.01		1.49-3.50	413	3.18	
Salad Mixed Types	5 - 9 oz package	2.50-3.99	662	2.93		2.00-3.34	142	2.87		1.50-3.50	636	2.94	9
Spinach	per bunch	2.00	20	2.00		1.19	945	1.19		0.99	14	0.99	
Spinach Flat, Baby Type	10 oz package									2.50	6	2.50	
Spinach Flat, Baby Type	8 oz package	2.50	8	2.50						2.14-2.50	45	2.19	



Commodity Variety	Unit	NORTHEAST U.S.				SOUTHEAST U.S.				MIDWEST U.S.			
		Price Range	Stores with Ads	Wtd Avg Price	% Marked Local	Price Range	Stores with Ads	Wtd Avg Price	% Marked Local	Price Range	Stores with Ads	Wtd Avg Price	% Marked Local
Spinach Flat, Baby Type	9 oz package	2.50-2.99	67	2.71						2.50	6	2.50	
Spinach Flat, Baby Type	5 - 6 oz package									2.50	6	2.50	
Squash Grey	per pound									0.79	16	0.79	
Squash Yellow Crookneck/Straightneck	per pound	0.99-1.99	578	1.50		1.29-1.99	566	1.89		0.69-1.79	347	1.42	
Squash Zucchini	per pound	0.77-1.99	911	1.57		0.99-1.99	611	1.83		0.47-1.79	526	1.34	
Sweet Potatoes	per pound	0.79-0.99	401	0.98		0.59-0.99	292	0.95		0.69-1.29	90	0.94	
Tomatoes	per pound	0.99-1.79	149	1.02		0.78-1.99	279	0.99		0.79-1.99	276	1.56	8
Tomatoes Vine Ripe - Heirloom Varieties-Greenhouse	per pound	2.49-2.99	67	2.54									
Tomatoes Vine Ripes	per pound	0.79-1.99	96	1.43		0.99-1.99	1,582	1.98		0.49-1.99	73	1.34	
Tomatoes Vine Ripes-Greenhouse	per pound	1.29-2.29	127	1.65		1.99	15	1.99		1.49-1.99	32	1.74	
Tomatoes Vine Ripes, On The Vine-Greenhouse	per pound	0.99-2.49	961	1.76		1.28-1.99	419	1.73		0.99-2.48	311	1.49	
Tomatoes, Cherry	1 pint package	2.00	75	2.00									
Tomatoes, Grape Type	1 pint package	1.25-2.50	914	1.81		1.50-3.49	162	2.59		1.49-2.50	258	2.15	
Tomatoes, Grape Type	10 oz package	2.50-3.50	625	2.96		2.00-3.50	431	3.27		1.50-3.33	769	2.96	
Tomatoes, Plum Type Roma	per pound	0.99-1.99	628	1.39		0.79-1.79	896	1.24		0.69-1.49	1,509	1.01	
Tomatillos	per pound									0.79-0.99	42	0.91	

VEGETABLES - ORGANIC

Asparagus Green	per pound	3.99	190	3.99		3.98-3.99	273	3.98					
Beans Round Green Type	per pound	2.49	9	2.49									
Broccoli	per bunch					3.99	34	3.99					
Broccoli Crown Cut	per pound									2.49	245	2.49	
Brussels Sprouts	per pound	3.79	8	3.79									
Carrots	per pound									1.69	13	1.69	
Carrots	1 lb bag	1.29-1.50	200	1.46		1.50	1,195	1.50					
Carrots	per bunch	1.99	9	1.99									
Carrots Baby Peeled	1 lb bag	1.29-2.50	1,022	1.63		1.39	530	1.39		1.29-1.99	817	1.35	
Cauliflower	each					3.99-4.49	88	4.41					
Celery	each	2.50-3.00	59	2.70		2.50	3	2.50		0.99-1.99	25	1.35	
Celery Hearts	each	2.99	35	2.99									
Cucumbers	each	2.49-2.50	58	2.50		2.00	187	2.00		1.99	202	1.99	

Wtd Avg - Simple weighted average



Commodity Variety	Unit	NORTHEAST U.S.				SOUTHEAST U.S.				MIDWEST U.S.			
		Price Range	Stores with Ads	Wtd Avg Price	% Marked Local	Price Range	Stores with Ads	Wtd Avg Price	% Marked Local	Price Range	Stores with Ads	Wtd Avg Price	% Marked Local
Long Seedless-Greenhouse										2.00			
Greens Kale	per bunch	2.50	8	2.50						1.50	22	1.50	
Lettuce, Romaine	each	1.99	9	1.99									
Lettuce, Romaine Hearts	3 count package	4.99	9	4.99		3.99	14	3.99		3.50-3.99	45	3.57	
Mushrooms White	8 oz package									2.49-2.99	45	2.56	
Onions Green	per bunch	0.99	322	0.99									
Peppers, Bell Type Orange	per pound	3.99	9	3.99									
Peppers, Bell Type Orange	each									1.67-2.00	19	1.83	
Peppers, Bell Type Red	per pound	3.99	9	3.99									
Peppers, Bell Type Red	each									1.67-2.00	19	1.83	
Peppers, Bell Type Yellow	per pound	3.99	9	3.99									
Peppers, Bell Type Yellow	each									1.67-2.00	19	1.83	
Peppers, Other Mixed Mini Sweet Types	1 lb package	4.99	8	4.99		3.50	366	3.50					
Salad Mixed Types	1 lb bag	5.99	11	5.99									
Salad Mixed Types	10 - 12 oz package	4.99-6.49	55	5.24						3.99-5.99	121	4.56	
Salad Mixed Types	5 - 9 oz package	3.33-4.00	614	3.57		3.00	463	3.00		3.00-4.00	740	3.07	
Spinach Flat, Baby Type	10 oz package									4.99	11	4.99	
Spinach Flat, Baby Type	5 - 6 oz package	3.50	24	3.50						3.00	105	3.00	
Squash Yellow Crookneck/Straightneck	per pound	1.99-2.49	151	2.42		1.99	117	1.99		1.49-1.99	202	1.52	
Squash Zucchini	per pound	1.99-2.49	593	2.10		1.99	647	1.99		1.89-1.99	749	1.89	
Sweet Potatoes	per pound	1.99	30	1.99									
Tomatoes	per pound									2.59	13	2.59	
Tomatoes Vine Ripes-Greenhouse	per pound	2.79-3.99	105	3.70									
Tomatoes Vine Ripes, On The Vine-Greenhouse	per pound	2.99-3.99	224	3.14		1.98	187	1.98		1.99	188	1.99	
Tomatoes, Cherry	1 pint package									1.50	16	1.50	
Tomatoes, Grape Type	1 pint package	2.49-3.99	89	3.13		2.99-3.49	91	3.40		0.89-2.99	36	1.92	
Tomatoes, Grape Type	10 oz package					3.99	34	3.99		2.50	19	2.50	
Tomatoes, Plum Type Roma	per pound	2.29	8	2.29						1.99	8	1.99	
OTHER SPECIALTY CROPS ITEMS													
Hemp Seeds-Shelled	8 oz	8.89	122	8.89		8.99	52	8.99		7.99	67	7.99	

Wtd Avg - Simple weighted average



Commodity Variety	Unit	NORTHEAST U.S.				SOUTHEAST U.S.				MIDWEST U.S.			
		Price Range	Stores with Ads	Wtd Avg Price	% Marked Local	Price Range	Stores with Ads	Wtd Avg Price	% Marked Local	Price Range	Stores with Ads	Wtd Avg Price	% Marked Local
	package												
Hemp Seeds-Shelled	16 oz package	14.39	122	14.39		15.49	86	15.49		14.69	67	14.69	
OTHER SPECIALTY CROPS ITEMS - ORGANIC													
Hemp Seeds-Shelled	7 oz package	10.19	122	10.19		8.89	86	8.89		8.89	67	8.89	
Hemp Seeds-Shelled	8 oz package					12.99	52	12.99					
Hemp Seeds-Shelled	12 oz package	14.39	122	14.39		13.59-17.99	138	15.25		13.59	67	13.59	
SEASONAL ITEMS													
Chayote	each	0.50	9	0.50									
Potted Plants Chrysanthemum	6 inch pot					9.99	74	9.99					
Potted Plants Longiflorum (Easter Lily)	6 inch pot									9.99	6	9.99	
Rose, Hybrid Tea	bunched 12s	14.99	65	14.99						10.99-14.99	31	13.44	
Tulips	bunched 10s	7.00-9.99	764	7.92						5.00-8.00	149	5.89	

Commodity Variety	Unit	SOUTH CENTRAL U.S.				SOUTHWEST U.S.				NORTHWEST U.S.			
		Price Range	Stores with Ads	Wtd Avg Price	% Marked Local	Price Range	Stores with Ads	Wtd Avg Price	% Marked Local	Price Range	Stores with Ads	Wtd Avg Price	% Marked Local
FRUITS													
Apples Braeburn	per pound					0.50-1.99	17	1.20					
Apples Fuji	per pound	1.49-1.99	35	1.90		0.79-2.69	548	1.60		1.49-1.99	43	1.77	
Apples Fuji	3 lb bag	3.99-4.99	47	4.86									
Apples Gala	per pound	1.49-1.69	18	1.62		0.89-1.99	589	1.70		1.28-1.49	95	1.32	
Apples Gala	3 lb bag	2.99-4.99	132	4.18									
Apples Golden Delicious	per pound	1.49	6	1.49		0.50-1.49	11	0.68		1.49	17	1.49	
Apples Golden Delicious	3 lb bag	4.99	33	4.99									
Apples Granny Smith	per pound	1.99	29	1.99		0.99-1.99	592	1.66		0.88-1.29	26	1.15	
Apples Granny Smith	3 lb bag	4.99	31	4.99									
Apples Honeycrisp	per pound	1.49-2.99	626	2.22		0.99-2.99	587	2.63		0.99-2.79	236	1.68	4
Apples	2 lb bag	4.99	293	4.99		4.99	365	4.99		4.99	72	4.99	

Wtd Avg - Simple weighted average



Commodity Variety	Unit	SOUTH CENTRAL U.S.				SOUTHWEST U.S.				NORTHWEST U.S.			
		Price Range	Stores with Ads	Wtd Avg Price	% Marked Local	Price Range	Stores with Ads	Wtd Avg Price	% Marked Local	Price Range	Stores with Ads	Wtd Avg Price	% Marked Local
Honeycrisp													
Apples Pink Lady/Cripps Pink	per pound	1.48-1.78	40	1.65		1.99	8	1.99					
Apples Pink Lady/Cripps Pink	3 lb bag	2.89-2.99	301	2.90		2.89	95	2.89					
Apples Red Delicious	per pound	1.49-1.99	81	1.67		0.89	61	0.89		0.88	9	0.88	
Apples Red Delicious	3 lb bag	1.27-4.99	197	3.53									
Apples, Processed Juice	64 oz (1/2 gallon)	1.69-2.99	406	2.42		2.49-3.59	745	3.04		1.97-2.99	140	2.54	
Apples, Processed Juice	96 oz (3/4 gallon)									1.99	17	1.99	
Avocados Hass	each	0.59-2.00	781	1.33		0.25-2.50	1,670	1.13		0.59-2.50	599	1.33	
Bananas	per pound	0.50	65	0.50		0.49-0.65	215	0.58		0.69	23	0.69	
Blueberries	6 oz package	1.97-3.33	324	2.31		1.67-3.34	757	2.46		1.98-3.50	189	2.33	
Blueberries	1 pint package	1.88-2.99	224	2.64		3.49	146	3.49		3.98	6	3.98	
Blueberries	18 oz package					6.49-7.59	216	7.11		4.99	10	4.99	
Cantaloups	each	1.29-3.99	997	2.47		1.99-4.99	1,206	3.21	12	0.79-4.99	232	3.13	
Cantaloups	per pound	0.99	107	0.99		0.59-0.69	136	0.62		0.99	36	0.99	
Clementines	3 lb bag	3.59-4.99	41	3.83		2.69-4.99	531	3.44		4.99	3	4.99	
Clementines	2 lb bag					2.99-3.99	129	3.92					
Fruit, Other Apple Pears	per pound					1.99	40	1.99					
Grapefruit Red	each	0.99-1.25	68	1.02									
Grapefruit Red	per pound	1.33	12	1.33		0.79	9	0.79					
Grapes Black Seedless	per pound	1.69-2.19	269	1.94		1.29-2.99	491	2.40		1.99-2.99	76	2.83	
Grapes Red Seedless	per pound	0.97-2.79	998	1.79		0.99-3.49	1,607	2.03		1.29-2.99	308	2.36	
Grapes White Seedless Type	per pound	1.49-2.49	189	2.03		1.99-3.49	810	2.91		2.98	6	2.98	
Honeydews	each	3.99-4.99	63	4.45									
Honeydews	per pound	0.99	107	0.99									
Kiwifruit Hayward	each	0.50	60	0.50		0.39-0.50	359	0.50		0.50	11	0.50	
Lemons	each	0.20-1.00	171	0.54		0.20-0.69	232	0.60		0.79	7	0.79	
Lemons	per pound					0.50-0.88	113	0.67					
Lemons	2 lb bag	2.49-3.99	554	3.14		2.99-3.99	689	3.85		3.99	76	3.99	
Limes	per pound					0.99	6	0.99					
Mangoes	each	0.33-2.00	1,658	0.92		0.25-2.50	2,182	1.01		0.69-2.00	468	1.45	
Misc Berries Blackberries	5.6 - 6 oz package	0.99-3.33	663	1.85		1.67-3.99	1,012	2.80		1.98-3.50	312	2.51	
Oranges Navel	each	0.14-1.00	156	0.59		1.11	122	1.11					
Oranges Navel	per pound	0.77-1.49	305	1.15		0.50-1.79	1,012	1.11	5	0.88-1.99	177	1.37	



Commodity Variety	Unit	SOUTH CENTRAL U.S.				SOUTHWEST U.S.				NORTHWEST U.S.			
		Price Range	Stores with Ads	Wtd Avg Price	% Marked Local	Price Range	Stores with Ads	Wtd Avg Price	% Marked Local	Price Range	Stores with Ads	Wtd Avg Price	% Marked Local
Oranges Navel	3 lb bag	2.69-3.50	357	3.02		3.99-4.49	410	4.22		2.99-3.99	62	3.01	
Oranges Navel	4 lb bag	2.99-5.00	566	4.03									
Oranges Navel	8 lb bag					4.99	256	4.99		7.99	1	7.99	
Papaya Maradol/Tainung Types	per pound	0.79-1.00	183	0.92		0.50-1.29	386	0.93					
Pears Bartlett	per pound					0.99-1.99	196	1.78		1.38	8	1.38	
Pears Bosc	per pound					1.99	154	1.99		1.38	8	1.38	
Pears D'Anjou	per pound	1.49-2.49	137	2.11		0.89-1.99	613	1.83		1.38	8	1.38	
Pineapples	each	1.50-2.99	440	2.54		3.49-3.50	550	3.50		2.99-4.99	32	4.02	
Pineapples	per pound	0.69	65	0.69		0.68-0.99	274	0.88					
Plums	per pound					1.99	55	1.99					
Plums Interspecific Type	per pound	2.59	31	2.59									
Pomegranates	each					1.99	9	1.99					
Prunes	per pound					2.99	8	2.99					
Raspberries Red	6 oz package	0.99-3.49	744	1.82		1.67-3.99	904	2.61		1.98-3.50	346	2.48	
Strawberries	1 lb package	1.97-3.34	265	2.21		1.97-6.49	1,110	3.21		2.50-3.99	30	2.81	
Strawberries	2 lb package									3.99-8.99	166	4.61	
Tangerines	per pound	1.49-1.99	166	1.78		0.79-1.69	69	0.88		1.69-1.99	10	1.81	
Tangerines	3 lb bag	2.69-5.00	981	3.21		2.99-5.99	524	4.52	36	2.99-4.99	138	4.77	
Tangerines	2 lb bag	4.99	42	4.99		4.99	187	4.99	100	2.50-5.00	174	4.50	
Tangerines	each	0.50	11	0.50									
Watermelons Red Flesh Seedless Miniature	each	3.00-6.99	283	5.56		2.99-3.99	146	3.11		3.00	14	3.00	
Watermelons Red Flesh Seedless Miniature	per pound	0.99	107	0.99									
Watermelons Red Flesh Seedless Type	each	6.79-7.99	51	7.52						2.99	22	2.99	
Watermelons Red Flesh Seedless Type	per pound					0.33-0.59	101	0.57		0.69	287	0.69	
FRUITS - ORGANIC													
Apples Fuji	per pound	1.98	107	1.98		1.98	184	1.98		1.98-1.99	293	1.99	
Apples Fuji	2 lb bag					3.99	8	3.99					
Apples Gala	per pound	2.49	68	2.49						1.99-2.49	418	2.15	
Apples Gala	3 lb bag									4.99	23	4.99	
Apples	2 lb bag					3.99	8	3.99					

Wtd Avg - Simple weighted average



Commodity Variety	Unit	SOUTH CENTRAL U.S.				SOUTHWEST U.S.				NORTHWEST U.S.			
		Price Range	Stores with Ads	Wtd Avg Price	% Marked Local	Price Range	Stores with Ads	Wtd Avg Price	% Marked Local	Price Range	Stores with Ads	Wtd Avg Price	% Marked Local
Gala													
Apples Granny Smith	2 lb bag	3.98	17	3.98		3.99	8	3.99					
Apples Honeycrisp	per pound	2.99-3.69	175	3.58		3.99	358	3.99		3.49	22	3.49	
Apples Pink Lady/Cripps Pink	per pound					2.69-2.99	22	2.88					
Apples, Processed Juice Marked Cider	64 oz (1/2 gallon)					7.98	8	7.98					
Avocados Hass	each	0.99-2.00	283	1.47		0.99-2.00	224	1.57		0.99-2.00	129	1.80	
Bananas	per pound	0.75-0.79	199	0.77		0.75-0.79	117	0.76		0.79	26	0.79	
Blueberries	6 oz package	3.49-3.99	48	3.72		4.29	14	4.29					
Clementines	2 lb bag	3.99	95	3.99									
Kiwifruit Hayward	1 lb bag					3.98-4.99	371	4.49		4.99	61	4.99	
Lemons	each	1.99	5	1.99		0.79-0.99	64	0.92		0.69-0.99	45	0.83	
Lemons	2 lb bag					2.49-3.99	176	3.54	30	3.99	22	3.99	
Mangoes	each	1.67	107	1.67		1.50-2.00	208	1.68		1.00-2.50	155	1.46	
Misc Berries Blackberries	5.6 - 6 oz package	3.49-3.99	199	3.66		3.50	184	3.50		2.99	61	2.99	
Nectarines Various Yellow Flesh Varieties	per pound					3.66	109	3.66					
Oranges Navel	per pound					1.49-1.99	43	1.80		1.48-1.99	308	1.96	
Oranges Navel	3 lb bag	4.98	107	4.98		4.98	184	4.98					
Oranges Valencia	4 lb bag	2.98	9	2.98									
Pears Bartlett	per pound					1.99	16	1.99		1.98-1.99	97	1.98	
Raspberries Red	6 oz package	3.50-3.99	173	3.69		3.50	184	3.50		2.99	61	2.99	
Strawberries	1 lb package	3.50-4.77	243	4.01		2.99-7.49	919	4.12		4.77-4.99	309	4.97	
Tangerines	per pound									3.99	19	3.99	
Tangerines	2 lb bag	3.99-4.99	190	4.38		4.99	501	4.99		3.99-5.99	84	5.70	
ONIONS AND POTATOES													
Onions, Dry Red	per pound	0.99-1.39	188	1.21		0.33-2.29	283	1.42		0.58-0.78	90	0.76	
Onions, Dry Red	2 lb bag	1.95	4	1.95		1.95	34	1.95					
Onions, Dry White	per pound	0.32-1.39	852	0.93		0.20-2.29	811	1.24		0.58-0.99	41	0.90	
Onions, Dry White	2 lb bag	1.95	4	1.95		0.99-1.95	76	1.42					
Onions, Dry Yellow	per pound	0.68-1.29	30	0.92		0.33-1.39	58	0.66		0.69-1.39	91	0.87	
Onions, Dry Yellow	2 lb bag	1.29-1.95	118	1.31		0.88-1.95	74	1.37					
Onions, Dry Yellow	3 lb bag	1.99-3.99	239	2.93		2.29-2.99	504	2.64		2.19	1	2.19	
Onions, Dry Yellow Marked Sweet	per pound	0.77-1.49	408	0.88		1.59-2.29	130	2.25		1.29	51	1.29	

Wtd Avg - Simple weighted average



Commodity Variety	Unit	SOUTH CENTRAL U.S.				SOUTHWEST U.S.				NORTHWEST U.S.			
		Price Range	Stores with Ads	Wtd Avg Price	% Marked Local	Price Range	Stores with Ads	Wtd Avg Price	% Marked Local	Price Range	Stores with Ads	Wtd Avg Price	% Marked Local
Onions, Dry Yellow Marked Sweet	3 lb bag	2.98-3.99	146	3.06									
Potatoes Round Red	per pound					0.48-0.99	108	0.91		0.89-1.29	22	0.96	
Potatoes Round Red	3 lb bag	2.99	6	2.99									
Potatoes Round Red	5 lb bag	3.97-4.48	106	4.17		2.50	20	2.50					
Potatoes Round White	per pound					0.99-1.99	75	1.20					
Potatoes Russet	per pound	1.19	34	1.19		1.40	122	1.40		0.88-0.99	70	0.98	
Potatoes Russet	5 lb bag	1.99-3.99	569	2.90		3.69	94	3.69					
Potatoes Russet	10 lb bag					4.49	94	4.49					
Potatoes Russet	8 lb bag					2.99	9	2.99					
Potatoes Yellow Type	per pound					0.88	46	0.88		1.29	4	1.29	
Potatoes Yellow Type	3 lb bag	2.00	9	2.00									
Potatoes Yellow Type	5 lb bag	3.97	47	3.97									

ONIONS AND POTATOES - ORGANIC

Onions, Dry Red	per pound					1.49	8	1.49					
Onions, Dry Yellow	per pound					1.49	8	1.49		0.99	19	0.99	
Potatoes Russet	per pound	1.79	92	1.79		1.69-1.79	34	1.76		1.79	26	1.79	
Potatoes Russet	3 lb bag	3.49	39	3.49									
Potatoes Russet	5 lb bag									5.99	11	5.99	

VEGETABLES

Artichokes	each					2.50-3.00	159	2.97	92	3.00	7	3.00	
Asparagus Green	per pound	1.48-2.49	269	2.17		1.49-3.99	916	3.45		1.97-3.99	125	3.38	
Bok Choy	per pound	1.49	7	1.49									
Beans Round Green Type	per pound	1.49-1.99	149	1.75		1.99	8	1.99		2.99	11	2.99	
Broccoli	per bunch	1.95	4	1.95		1.95	34	1.95					
Broccoli Crown Cut	per pound	2.69	61	2.69		1.47-1.89	216	1.65		2.29	18	2.29	
Brussels Sprouts	per pound	1.48-2.49	62	1.91		2.29	8	2.29		2.99-3.49	33	3.32	
Beets	per bunch					0.99-1.29	15	1.17					
Beets	per pound					0.99	55	0.99					
Cabbage Round Green Type	per pound	0.32-0.99	201	0.70		0.33-0.59	436	0.46					
Carrots	per pound	0.39-0.50	84	0.49		0.25-0.89	265	0.67		0.69-1.29	12	1.14	
Carrots	2 lb bag					1.29	53	1.29		2.49	22	2.49	



Commodity Variety	Unit	SOUTH CENTRAL U.S.				SOUTHWEST U.S.				NORTHWEST U.S.			
		Price Range	Stores with Ads	Wtd Avg Price	% Marked Local	Price Range	Stores with Ads	Wtd Avg Price	% Marked Local	Price Range	Stores with Ads	Wtd Avg Price	% Marked Local
Carrots Baby Peeled	1 lb bag	0.99-1.50	254	1.18		0.99-1.25	110	1.01		1.25-1.49	95	1.40	
Carrots Baby Peeled	2 lb bag									1.79-2.99	54	2.59	
Cauliflower	each	1.95-3.49	31	3.29		1.95-3.99	180	3.60					
Celery	each	0.99-1.79	399	1.52		0.33-1.49	228	1.09		1.99	23	1.99	
Celery Hearts	each	2.88	42	2.88									
Cilantro	per bunch	0.25-0.99	588	0.45		0.33-0.99	837	0.49		0.44	9	0.44	
Corn-Sweet	each	0.32-1.24	305	0.47		0.33-0.75	644	0.62					
Cucumbers	each	0.33-1.25	414	0.49		0.20-1.25	832	0.54		0.33-1.50	328	0.89	
Cucumbers	per pound					0.33-0.79	17	0.63					
Cucumbers Long Seedless-Greenhouse	each	0.89-1.00	279	0.89		0.88-2.00	121	1.06		1.00-1.50	91	1.32	
Eggplant	per pound	1.69	60	1.69		1.29	40	1.29		1.29	3	1.29	
Eggplant	each	0.99	65	0.99		0.33-2.50	15	1.49					
Garlic	per sleeve	1.39-1.49	81	1.41		0.99-1.67	360	1.42					
Greens Collard	1 lb bag	1.50	29	1.50									
Greens Kale	per bunch					0.50-0.99	62	0.93					
Greens Kale	1 lb bag	1.50	29	1.50									
Greens Turnip Tops	per bunch	1.39	27	1.39									
Lettuce, Iceberg	each	0.99-1.50	42	1.12		1.89	94	1.89		1.50-1.69	33	1.63	
Lettuce, Other Green Leaf	each	1.50-2.00	108	1.93		1.50	2	1.50		2.00	6	2.00	
Lettuce, Other Red Leaf	each	1.50-2.00	108	1.93		1.50	2	1.50		2.00	6	2.00	
Lettuce, Romaine	each	1.50-2.00	108	1.93		1.50	2	1.50		1.50-2.00	96	1.69	
Lettuce, Romaine Hearts	3 count package					2.50	8	2.50					
Mushrooms Portobella	6 oz package					3.99	6	3.99					
Mushrooms White	per pound					4.39-4.59	223	4.50		4.49	123	4.49	
Mushrooms White	8 oz package	1.50-2.09	199	1.92	18	2.00-2.49	44	2.11		1.50-3.49	120	2.54	
Onions Green	per bunch	0.99	60	0.99		0.25-0.99	735	0.48		1.50	6	1.50	
Peppers, Bell Type Green	each	0.42-0.50	109	0.48		0.50-0.99	286	0.78		0.69-1.25	41	1.00	
Peppers, Bell Type Orange	each	0.50-1.66	574	0.98		0.69-1.00	632	0.96		0.99-1.25	267	1.08	
Peppers, Bell Type Orange-Greenhouse	each									0.98	21	0.98	
Peppers, Bell Type Red	per pound					0.99	8	0.99					
Peppers, Bell Type Red	each	0.50-1.66	588	0.98		0.69-1.00	735	0.96		0.99-1.25	284	1.07	
Peppers, Bell Type Red-Greenhouse	each	1.33	42	1.33						0.98	21	0.98	
Peppers, Bell Type	each	0.50-1.66	574	0.98		0.69-1.00	634	0.96		0.99-	267	1.08	

Wtd Avg - Simple weighted average



Commodity Variety	Unit	SOUTH CENTRAL U.S.				SOUTHWEST U.S.				NORTHWEST U.S.			
		Price Range	Stores with Ads	Wtd Avg Price	% Marked Local	Price Range	Stores with Ads	Wtd Avg Price	% Marked Local	Price Range	Stores with Ads	Wtd Avg Price	% Marked Local
Yellow										1.25			
Peppers, Bell Type Yellow-Greenhouse	each									0.98	21	0.98	
Peppers, Other Jalapeno	per pound	0.97-2.99	150	1.83		0.50-1.99	150	1.62		0.98-1.49	26	1.31	
Peppers, Other Mixed Mini Sweet Types	1 lb package	3.99	42	3.99		3.99	146	3.99					
Peppers, Other Serrano	per pound	2.99	42	2.99		0.50-1.99	116	1.76					
Radishes	per bunch	0.50	65	0.50		0.33-0.50	498	0.46					
Radishes	6 oz film bags	0.99	60	0.99									
Radishes	1 lb bag	1.88	42	1.88									
Salad Mixed Types	10 - 12 oz package	2.50-3.99	199	3.05		1.99-3.34	636	2.89		0.99-3.50	318	1.09	
Salad Mixed Types	5 - 9 oz package	2.99-3.49	157	3.24		1.99-3.34	594	2.91		0.99-3.50	418	1.42	
Spinach	per bunch	1.79	7	1.79		1.29-1.90	17	1.58					
Spinach Flat, Baby Type	10 oz package	3.00	9	3.00		1.29	8	1.29					
Spinach Flat, Baby Type	8 oz package	2.14	61	2.14									
Spinach Flat, Baby Type	5 - 6 oz package	3.00	17	3.00									
Squash Grey	per pound	0.59-0.99	204	0.84		0.33-0.99	348	0.80					
Squash Yellow Crookneck/Straightneck	per pound	0.97-1.99	200	1.49		0.88-0.99	81	0.98		0.88-1.69	315	1.62	
Squash Zucchini	per pound	0.88-1.99	414	1.24		0.33-2.49	741	1.08		0.88-2.49	337	1.68	
Sweet Potatoes	per pound	0.50-1.29	223	0.82		0.50-1.69	72	0.68					
Tomatoes	per pound	0.98-1.99	298	1.54		0.79-2.49	563	1.64		0.89-2.99	367	1.95	
Tomatoes Vine Ripes	per pound	1.29-1.99	36	1.85		0.25-2.99	43	1.06		1.99	23	1.99	
Tomatoes Vine Ripes, On The Vine-Greenhouse	per pound	0.99-2.14	199	1.67		1.48-3.79	150	3.39		0.98-1.99	448	1.72	
Tomatoes, Grape Type	1 pint package	1.25-1.49	12	1.37		1.25	2	1.25		1.25-1.50	45	1.34	
Tomatoes, Grape Type	10 oz package	1.47-2.99	495	1.87		2.49	95	2.49		0.99-1.50	24	1.44	
Tomatoes, Plum Type Roma	per pound	0.57-1.36	867	0.93		0.50-0.99	939	0.94		0.89-1.68	206	1.17	
Tomatillos	per pound	0.77-0.99	102	0.85		0.49-1.29	238	0.64		0.98-1.29	26	1.18	
Vegetables Other Cactus Leaf (Nopales)	per pound	0.59-0.60	171	0.60									
Vegetables Other Cactus Leaf (Nopales)	each	0.69	65	0.69									
VEGETABLES - ORGANIC													
Asparagus Green	per pound	3.99	75	3.99		3.99-5.99	122	4.14		3.99	22	3.99	
Broccoli	per pound					2.99	27	2.99	100				
Broccoli Crown Cut	per pound									1.49	10	1.49	

Wtd Avg - Simple weighted average



Commodity Variety	Unit	SOUTH CENTRAL U.S.				SOUTHWEST U.S.				NORTHWEST U.S.			
		Price Range	Stores with Ads	Wtd Avg Price	% Marked Local	Price Range	Stores with Ads	Wtd Avg Price	% Marked Local	Price Range	Stores with Ads	Wtd Avg Price	% Marked Local
Brussels Sprouts	per pound	3.88	75	3.88		3.88	109	3.88		3.98	6	3.98	
Beets	per bunch					1.50-2.49	199	2.23					
Cabbage Round Green Type	per pound					1.49	146	1.49					
Carrots	per pound	1.69	92	1.69		1.69	23	1.69		1.69	26	1.69	
Carrots	1 lb bag	1.19	274	1.19									
Carrots	per bunch					0.99-2.99	69	1.45	23				
Carrots Baby Peeled	1 lb bag	1.50	95	1.50		1.25-2.49	424	2.03					
Cauliflower	per pound					2.99	27	2.99	100				
Celery	each	1.50	9	1.50		0.99	53	0.99		0.79	9	0.79	
Celery Hearts	each	3.49	6	3.49						2.00-2.49	40	2.28	
Cucumbers	each					0.99	40	0.99		0.99	11	0.99	
Cucumbers Long Seedless-Greenhouse	each					1.25-2.50	89	1.47		2.50	19	2.50	
Greens Kale	per bunch					1.67-1.99	31	1.78		2.00	17	2.00	
Greens Swiss Chard	per bunch					2.49	66	2.49					
Lettuce, Romaine Hearts	3 count package	3.49-3.50	88	3.50		3.33	20	3.33					
Mushrooms Portobella	per pound									7.99	16	7.99	
Mushrooms White	8 oz package					3.00	6	3.00					
Onions Green	per bunch									0.99-2.50	18	1.58	
Peppers, Bell Type Green	each	1.25	9	1.25									
Peppers, Bell Type Red	each	1.25	9	1.25									
Peppers, Other Mixed Mini Sweet Types	1 lb package									4.99	16	4.99	
Salad Mixed Types	1 lb bag					4.88	8	4.88		4.88	17	4.88	
Salad Mixed Types	5 - 9 oz package	3.00-3.69	248	3.15		3.00-3.33	483	3.15		3.00-3.99	486	3.27	
Spinach	per bunch									1.99	7	1.99	
Squash Yellow Crookneck/Straightneck	per pound	1.99	8	1.99		0.99	73	0.99					
Squash Zucchini	per pound	1.59-1.99	282	1.60		0.99	73	0.99		0.98-2.29	163	1.72	
Sweet Potatoes	per pound	3.99	34	3.99									
Tomatoes	per pound	2.59	92	2.59		2.59-2.99	39	2.75		2.59	26	2.59	
Tomatoes Vine Ripe - Heirloom Varieties	per pound					3.99	26	3.99					
Tomatoes Vine Ripes, On The Vine-Greenhouse	per pound					1.50-2.99	89	1.77		2.99	16	2.99	
Tomatoes, Cherry	1 pint									4.98	6	4.98	

Wtd Avg - Simple weighted average



Commodity Variety	Unit	SOUTH CENTRAL U.S.				SOUTHWEST U.S.				NORTHWEST U.S.			
		Price Range	Stores with Ads	Wtd Avg Price	% Marked Local	Price Range	Stores with Ads	Wtd Avg Price	% Marked Local	Price Range	Stores with Ads	Wtd Avg Price	% Marked Local
	package												
Tomatoes, Grape Type	1 pint package	2.50	9	2.50		2.00-3.00	438	2.83					
Tomatoes, Plum Type Roma	per pound	1.99	107	1.99									
OTHER SPECIALTY CROPS ITEMS													
Hemp Seeds-Shelled	8 oz package	7.99	75	7.99		7.99	109	7.99		7.99	22	7.99	
Hemp Seeds-Shelled	16 oz package	15.49	75	15.49		16.09	109	16.09					
OTHER SPECIALTY CROPS ITEMS - ORGANIC													
Hemp Protein	16 oz package	18.99	75	18.99		18.99	109	18.99		18.99	22	18.99	
Hemp Seeds-Shelled	7 oz package	10.19	75	10.19		16.09	109	16.09					
Hemp Seeds-Shelled	12 oz package					9.99	11	9.99		14.39	22	14.39	
SEASONAL ITEMS													
Chayote	each					0.69-0.99	103	0.72					
Daffodil	bunched 10s					1.99	13	1.99					
Rose, Hybrid Tea	bunched 12s	10.00	17	10.00		10.99-12.99	116	11.94		12.99	9	12.99	
Tulips	bunched 10s	6.99	5	6.99						5.99	15	5.99	

Commodity Variety	Unit	ALASKA U.S.				HAWAII U.S.			
		Price Range	Stores with Ads	Wtd Avg Price	% Marked Local	Price Range	Stores with Ads	Wtd Avg Price	% Marked Local
FRUITS									
Apples Fuji	per pound	1.99	2	1.99		1.49	3	1.49	
Apples Gala	per pound					2.19-2.29	40	2.27	
Apples Honeycrisp	per pound	1.49-2.49	17	2.08					
Apples, Processed Juice	64 oz (1/2 gallon)	2.99-4.68	5	4.00					
Apples, Processed Juice Marked Cider	64 oz (1/2 gallon)	2.99-4.68	5	4.00					
Avocados Hass	each	1.00-2.79	21	2.29		1.25	23	1.25	



Commodity Variety	Unit	ALASKA U.S.				HAWAII U.S.			
		Price Range	Stores with Ads	Wtd Avg Price	% Marked Local	Price Range	Stores with Ads	Wtd Avg Price	% Marked Local
Bananas	per pound	1.19	2	1.19		1.19	3	1.19	
Blueberries	6 oz package	3.50	2	3.50		3.99	27	3.99	
Blueberries	18 oz package					7.49	33	7.49	
Cantaloups	each	5.99	13	5.99					
Cantaloups	per pound	1.29-2.29	32	2.22		2.39	23	2.39	
Fruit, Other Apple Pears	per pound					2.19	23	2.19	
Grapes Black Seedless	per pound					2.79	4	2.79	
Grapes Red Seedless	per pound	3.68-3.99	40	3.92		2.49-3.99	60	2.90	
Grapes White Seedless Type	per pound	3.68-3.99	40	3.92		2.99	23	2.99	
Honeydews	per pound	1.88-2.29	31	2.25					
Lemons	each	0.99	1	0.99					
Mangoes	each	2.00-2.79	51	2.28					
Misc Berries Blackberries	5.6 - 6 oz package	3.98-3.99	14	3.99					
Oranges Navel	per pound	1.69-2.29	31	2.23		1.39-2.69	46	2.04	
Oranges Navel	3 lb bag	5.99	11	5.99					
Papaya Maradol/Tainung Types	per pound					1.29	23	1.29	
Pears Bosc	per pound	1.48	3	1.48		1.99	3	1.99	
Pears D'Anjou	per pound	1.48	3	1.48		2.29	33	2.29	
Pineapples	each	4.99-5.98	4	5.73					
Raspberries Red	6 oz package	3.99-4.49	12	4.03		3.99	4	3.99	
Strawberries	1 lb package	4.98	3	4.98					
Strawberries	2 lb package	7.99	11	7.99					
Tangerines	per pound	2.49	2	2.49					
Tangerines	3 lb bag	6.99	11	6.99					
Tangerines	2 lb bag					4.69	3	4.69	
Watermelons Red Flesh Seedless Type	per pound	0.89	11	0.89					
FRUITS - ORGANIC									
Apples Fuji	per pound	2.49	11	2.49					
Apples Gala	per pound	2.49	11	2.49					
Apples Honeycrisp	per pound	3.49	11	3.49					

Wtd Avg - Simple weighted average



Commodity Variety	Unit	ALASKA U.S.				HAWAII U.S.			
		Price Range	Stores with Ads	Wtd Avg Price	% Marked Local	Price Range	Stores with Ads	Wtd Avg Price	% Marked Local
Apples Honeycrisp	2 lb bag					8.29	7	8.29	
Grapefruit Red	each	1.79	1	1.79					
Oranges Navel	per pound	1.68-2.49	14	2.32					
ONIONS AND POTATOES									
Onions, Dry Red	per pound					1.69	7	1.69	
Onions, Dry Yellow	per pound	0.79-1.49	29	1.47					
Onions, Dry Yellow	3 lb bag	2.99	11	2.99		2.29	3	2.29	
Onions, Dry Yellow Marked Sweet	per pound	1.29-1.99	11	1.86					
Onions, Dry Yellow Marked Sweet	2 lb bag					3.99	33	3.99	
Potatoes Round Red	per pound	1.49	2	1.49		1.59	7	1.59	
Potatoes Russet	5 lb bag	4.98	3	4.98		4.29-5.19	36	5.12	
Potatoes Yellow Type	per pound	1.49	2	1.49					
ONIONS AND POTATOES - ORGANIC									
Potatoes Russet	5 lb bag	5.99	1	5.99					
VEGETABLES									
Artichokes	each	4.99	28	4.99					
Asparagus Green	per pound	3.19	1	3.19					
Broccoli Crown Cut	per pound	2.79	9	2.79		2.69	4	2.69	
Brussels Sprouts	per pound	1.98	3	1.98					
Beets	per pound					1.99	7	1.99	
Cabbage Round Green Type	per pound					1.29	23	1.29	
Carrots	per pound	1.39	1	1.39					
Carrots	2 lb bag	2.98	3	2.98					
Cauliflower	per pound	2.28	3	2.28					
Celery	each	2.49	1	2.49					
Celery	per pound	1.49-1.58	5	1.54		1.49	3	1.49	
Chinese Cabbage	per pound	2.29	1	2.29		1.29	4	1.29	
Cilantro	per bunch	0.99	9	0.99					
Cucumbers	each	0.89-1.00	3	0.93					

Wtd Avg - Simple weighted average



Commodity Variety	Unit	ALASKA U.S.				HAWAII U.S.			
		Price Range	Stores with Ads	Wtd Avg Price	% Marked Local	Price Range	Stores with Ads	Wtd Avg Price	% Marked Local
Cucumbers Long Seedless-Greenhouse	each	1.50	2	1.50					
Lettuce, Iceberg	each	2.19	2	2.19					
Lettuce, Iceberg	per pound					2.69	27	2.69	
Lettuce, Other Red Leaf	per pound					1.99	7	1.99	
Lettuce, Romaine Hearts	3 count package	4.99	28	4.99		3.69	3	3.69	
Onions Green	per bunch	0.89-1.49	10	0.95					
Peppers, Bell Type Green	per pound					2.29	33	2.29	100
Peppers, Bell Type Green	each	0.75	2	0.75					
Peppers, Bell Type Orange	each	2.00	11	2.00					
Peppers, Bell Type Red	each	2.00	11	2.00					
Peppers, Bell Type Yellow	each	2.00	11	2.00					
Peppers, Other Mixed Mini Sweet Types	1 lb package	4.28	3	4.28					
Salad Mixed Types	10 - 12 oz package	1.29-1.50	13	1.32					
Spinach	per bunch	1.49-2.00	4	1.87					
Squash Acorn	per pound					1.89	7	1.89	
Squash Butternut	per pound					1.89	7	1.89	
Squash Spaghetti	per pound					1.89	7	1.89	
Squash Yellow Crookneck/Straightneck	per pound	1.78-2.29	14	2.18					
Squash Zucchini	per pound	1.78-2.29	14	2.18		1.89	4	1.89	
Tomatoes	per pound	2.49	2	2.49		2.39	3	2.39	
Tomatoes Vine Ripes-Greenhouse	per pound	2.79	11	2.79					
Tomatoes Vine Ripes, On The Vine-Greenhouse	per pound	1.89-2.99	22	2.79					
Tomatoes, Grape Type	10 oz package					3.50	23	3.50	
Tomatoes, Plum Type Roma	per pound	1.49-2.29	40	2.19		2.99	7	2.99	
VEGETABLES - ORGANIC									
Asparagus Green	per pound	3.48	3	3.48					
Carrots Baby Peeled	1 lb bag	2.28	3	2.28					
Salad Mixed Types	5 - 9 oz package	3.99-4.50	22	4.25					

Wtd Avg - Simple weighted average



Commodity Variety	Unit	ALASKA U.S.				HAWAII U.S.			
		Price Range	Stores with Ads	Wtd Avg Price	% Marked Local	Price Range	Stores with Ads	Wtd Avg Price	% Marked Local
OTHER SPECIALTY CROPS ITEMS									
Hemp Seeds-Shelled	8 oz package					9.69	4	9.69	
Hemp Seeds-Shelled	16 oz package					19.49	4	19.49	
OTHER SPECIALTY CROPS ITEMS - ORGANIC									
Hemp Protein	16 oz package					18.99	4	18.99	
Hemp Seeds-Shelled	7 oz package	8.44	11	8.44		12.09	4	12.09	
Hemp Seeds-Shelled	12 oz package					16.99	4	16.99	

REGIONAL DEFINITIONS

As used in this report, regions include the following states:

NORTHEAST U.S.	Connecticut, Delaware, Massachusetts, Maryland, Maine, New Hampshire, New jersey, New York, Pennsylvania, Rhode Island and Vermont
SOUTHEAST U.S.	Alabama, Florida, Georgia, Mississippi, North Carolina, South Carolina, Tennessee, Virginia and West Virginia
MIDWEST U.S.	Iowa, Illinois, Indiana, Kentucky, Michigan, Minnesota, North Dakota, Nebraska, Ohio, South Dakota and Wisconsin
SOUTH CENTRAL U.S.	Arkansas, Colorado, Kansas, Louisiana, Missouri, New Mexico, Oklahoma, and Texas
SOUTHWEST U.S.	Arizona, California, Nevada and Utah
NORTHWEST U.S.	Idaho, Montana, Oregon, Washington, and Wyoming
ALASKA U.S.	Alaska
HAWAII U.S.	Hawaii