



## Specialty Crops Market News Division

Agricultural  
Marketing  
Service

# National Retail Report - Specialty Crops

Websites: [www.marketnews.usda.gov/mnp/fv-home](http://www.marketnews.usda.gov/mnp/fv-home) and <http://www.ams.usda.gov/mnreports/fvwretail.pdf>  
and [http://www.ams.usda.gov/mnreports/wa\\_lo100.txt](http://www.ams.usda.gov/mnreports/wa_lo100.txt)

Volume XVII - Number 19

Issued Weekly

Friday, May 12, 2023

## Advertised Prices for Specialty Crops at Major Retail Supermarket Outlets ending during the period of 05/06 to 05/18<sup>1,2</sup>

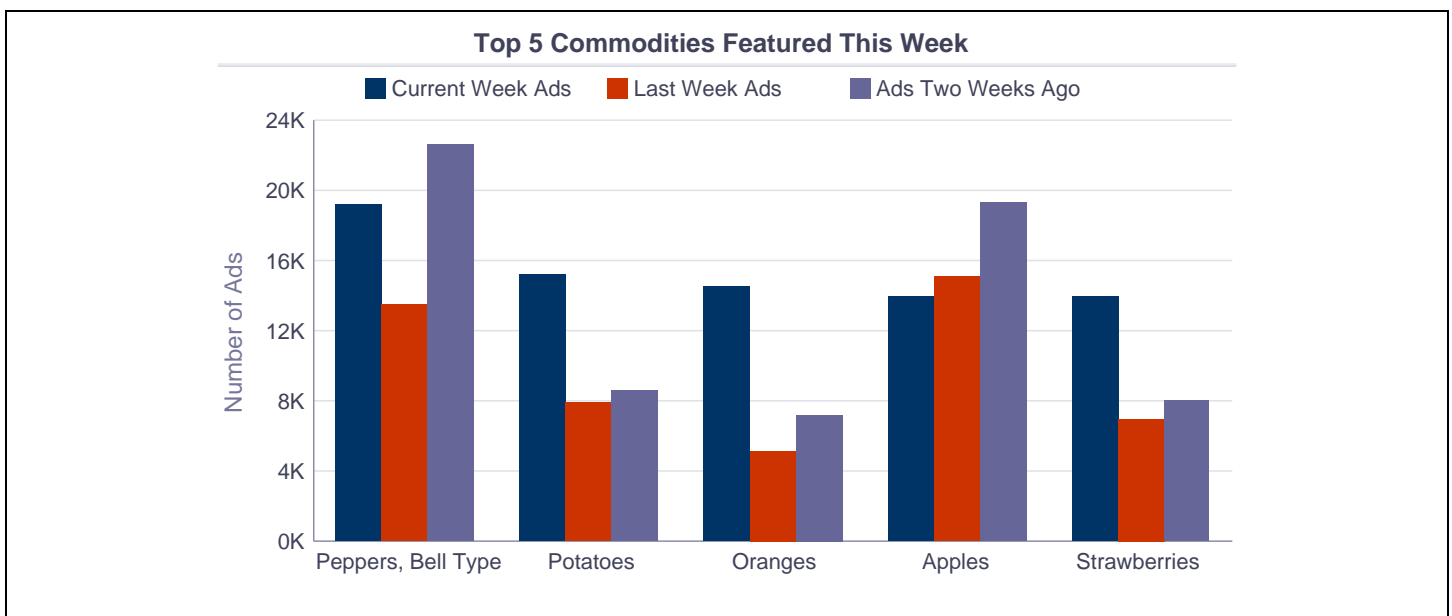
Happy Mothers' Day

This week retailers filled stores with fruits, flowers, candy, and bakery items that were almost as sweet as mom. New crop California cherries, strawberries, mangos, blueberries, Navel oranges, and pineapples provided inspiration for Mother's Day brunch or breakfast in bed. For those firing up the grill this weekend, asparagus, zucchini, yellow squash, colored bell peppers, and corn were highly featured. Roses, tulips, and floral arrangements were showcased in abundance. Graduation season is beginning, and many stores featured gift ideas and party supplies.

Total ad numbers this week were 251,348, about the same as last week's total of 252,964. The total for the same week last year was 11% higher than for this year. The total number of ads broken out by commodity groups: fruit 116,835 (46% of all ads), onions and potatoes 25,608 (10%), vegetables 97,530 (39%), herbs 601, ornamentals 8,532 (3%), and hemp 2,242. The number of ads for organic produce was 33,923, 13% of total ads.

The following are the prices of major advertised items (3,000 plus ads) this week, compared to the same week last year. Significant increases in price for fruit this week included only blackberries at 13%. Significant decreases included only avocados at 28%. Significant increases price for onions and potatoes this week included red potatoes (5 lb. bag) at 31% and yellow sweet onions (per lb.) at 10%. There were no decreases. Significant increases in price for vegetables this week included asparagus at 17% and on-the-vine tomatoes at 13%. Significant decreases included only baby carrots (1 lb.) at 14%.

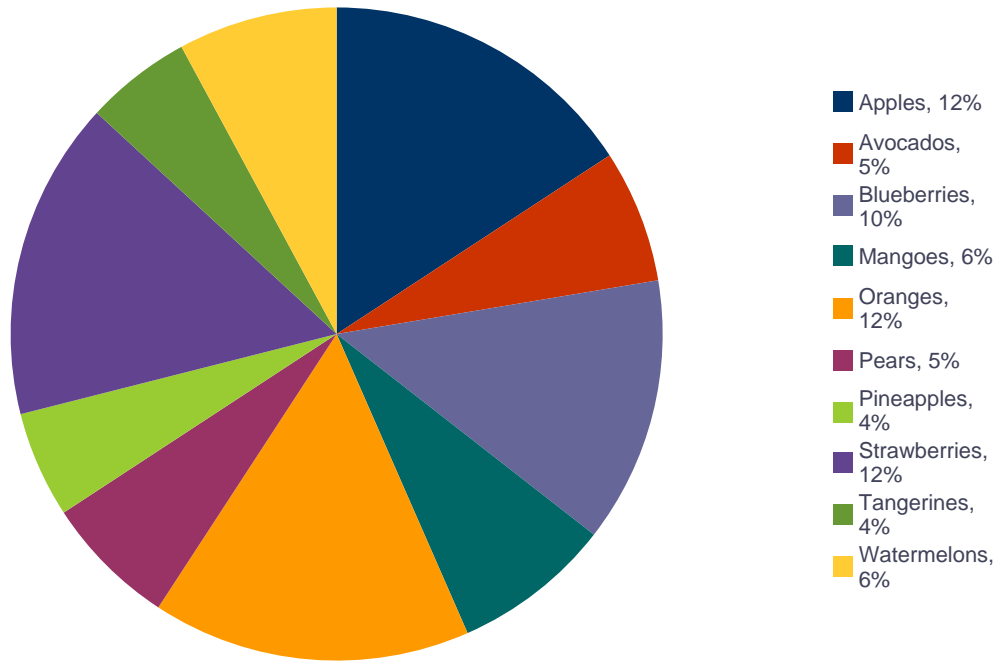
For more detailed information on organic and locally grown produce visit the National Retail--Local and Organic Report at: [http://www.ams.usda.gov/mnreports/wa\\_lo100.txt](http://www.ams.usda.gov/mnreports/wa_lo100.txt)



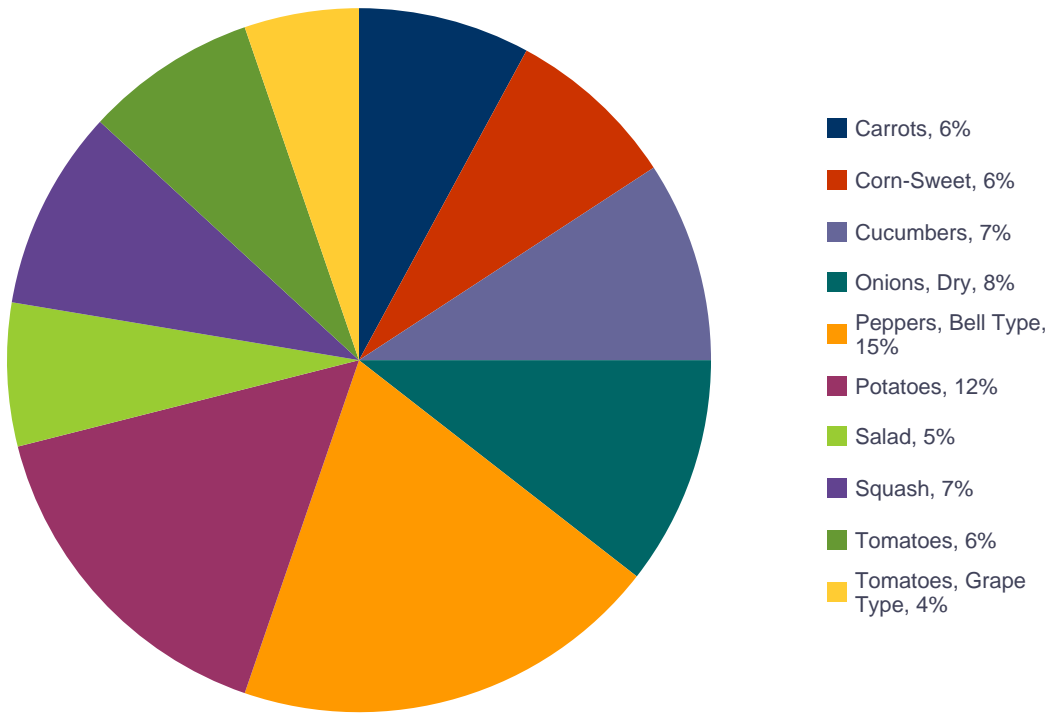
1 - Specialty Crops Market News surveys over 400 retailers, comprising over 30,300 individual stores, with online weekly advertised features.

2 - Date range reflects one week of data collection ending on the report date and encompasses ad pricing good from the Saturday before the report release date through the following Friday.

**Top 10 Fruits as Percentage of Total Fruit Ads**



**Top 10 Vegetables as Percentage of Total Vegetable Ads Including Onions and Potatoes**





## NATIONAL SUMMARY

(not including AK & HI)

FRUITS								
Commodity	Variety	Unit	THIS WEEK		LAST WEEK		LAST YEAR	
			Stores With Ads	Wtd Avg Price	Stores With Ads	Wtd Avg Price	Stores With Ads	Wtd Avg Price
Apples	Braeburn	per pound	59	1.46	41	1.56	50	1.33
Apples	Fuji	per pound	1,042	1.84	2,423	1.88	1,349	1.26
Apples	Fuji	3 lb bag	474	3.39	86	3.62	61	3.60
Apples	Fuji	2 lb bag	323	2.73			136	2.50
Apples	Gala	per pound	625	1.85	2,375	1.81	595	1.92
Apples	Gala	3 lb bag	449	3.73	467	4.74	309	4.66
Apples	Gala	2 lb bag	346	2.75			399	2.52
Apples	Golden Delicious	per pound	16	1.49	29	0.83	3	1.38
Apples	Golden Delicious	3 lb bag	231	4.70	17	4.64	240	4.76
Apples	Golden Delicious	5 lb bag	20	4.98				
Apples	Golden Delicious	2 lb bag	99	2.50			152	2.60
Apples	Granny Smith	per pound	738	1.99	546	2.26	1,339	1.43
Apples	Granny Smith	3 lb bag	55	3.99	245	5.54	59	3.96
Apples	Granny Smith	2 lb bag	34	1.95				
Apples	Honeycrisp	per pound	1,661	2.45	1,961	2.02	1,948	2.74
Apples	Honeycrisp	2 lb bag	34	1.95	23	2.49	1,175	4.92
Apples	Mcintosh	per pound	7	1.49				
Apples	Mcintosh	3 lb bag	60	4.12	67	4.20	285	4.15
Apples	Mcintosh	2 lb bag	190	2.99			255	2.50
Apples	Pink Lady/Cripps Pink	per pound	1,417	1.77	2,400	1.92	987	1.44
Apples	Pink Lady/Cripps Pink	3 lb bag	12	4.98			34	4.14
Apples	Pink Lady/Cripps Pink	2 lb bag	323	2.73			136	2.50
Apples	Red Delicious	per pound	139	1.71	175	1.53	2,466	1.45
Apples	Red Delicious	3 lb bag	335	4.28	385	4.82	387	4.11
Apples	Red Delicious	5 lb bag	20	4.98	46	4.98	41	4.77
Apples	Red Delicious	2 lb bag	304	2.83	8	2.99	391	2.50
Apples, Processed	Juice	64 oz (1/2 gallon)	3,021	2.50	3,655	2.48	3,241	2.65
Apples, Processed	Juice	96 oz (3/4 gallon)	25	3.89				
Apples, Processed	Juice	128 oz (1 gallon)	38	6.49	81	6.36	64	5.66
Apples, Processed	Juice Marked Cider	64 oz (1/2 gallon)	118	2.00	57	2.79		
Apricots		per pound	95	2.99	146	3.99	1,179	3.46

Wtd Avg - Simple weighted average



**National Retail Report - Specialty Crops Vol XVII - No. 19**  
**Friday, May 12, 2023 - Page 4**

Avocados	Hass	each	4,888	1.12	17,687	0.89	2,767	1.56
Avocados	Various Greenskin Varieties	each	38	1.28				
Bananas		per pound	452	0.58	564	0.58	578	0.54
Blueberries		6 oz package	2,500	2.41	835	3.01	2,594	2.60
Blueberries		1 pint package	6,478	2.76	4,990	2.69	2,096	2.72
Blueberries		18 oz package	1,474	5.65	1,479	5.22	2,207	4.89
Cantaloups		each	3,603	3.00	2,661	2.94	1,865	3.04
Cantaloups		per pound	191	0.98	308	0.94	449	0.76
Cherries	Red Varieties	per pound	1,181	6.20			5,840	5.63
Clementines		5 lb package	271	7.93	201	8.99		
Clementines		3 lb bag	250	5.27	1,079	4.27	794	5.72
Clementines		2 lb bag	184	4.40	167	3.01	240	3.63
Fruit, Other	Apple Pears	per pound	6	2.49	40	2.69		
Fruit, Other	Cactus Pears	each	55	0.50			7	0.79
Grapefruit	Red	each	1,275	1.40	66	1.25	210	1.16
Grapefruit	Red	per pound	139	1.43	15	0.94	20	0.72
Grapes	Black Seedless	per pound	45	2.97	235	2.79	1,528	2.32
Grapes	Red Seedless	per pound	847	3.30	1,254	3.03	9,058	1.96
Grapes	White Seedless Type	per pound	923	3.71	640	3.55	1,726	2.42
Honeydews		each	457	4.22	378	3.83	833	3.65
Honeydews		per pound	36	0.93	526	0.95	30	0.77
Kiwifruit	Hayward	each	592	0.56	302	0.60	1,361	0.44
Lemons		each	715	0.56	2,735	0.64	1,450	0.57
Lemons		per pound	61	0.79	128	0.70	146	0.70
Lemons		2 lb bag	1,247	3.82	2,519	3.82	831	3.59
Limes		each	535	0.33	3,545	0.54	346	0.32
Limes		per pound	120	1.03	121	1.20	75	1.00
Mangoes		each	5,431	1.05	11,763	0.92	8,016	1.10
Misc Berries	Blackberries	5.6 - 6 oz package	3,458	3.07	3,599	3.09	6,077	2.71
Nectarines	Various Yellow Flesh Varieties	per pound	9	2.99			1,375	2.82
Oranges	Navel	each	3,699	1.07	997	0.91	1,129	1.01
Oranges	Navel	per pound	3,063	1.57	1,522	1.31	1,583	1.59
Oranges	Navel	3 lb bag	2,340	4.40	1,138	4.03	702	4.52
Oranges	Navel	4 lb bag	2,638	3.96	557	4.38	1,973	4.80
Oranges	Navel	8 lb bag	163	8.99	295	8.35	52	8.91
Oranges	Valencia	each	106	0.77				
Oranges	Valencia	per pound	46	0.88			83	0.86
Papaya	Maradol/Tainung Types	per pound	280	0.88	1,798	0.95	1,520	1.14

Wtd Avg - Simple weighted average



Papaya	Solo Type	per pound	51	1.18	118	1.49	62	0.81
Peaches	Various Yellow Flesh Varieties	per pound	99	2.34	27	4.99	1,611	2.69
Pears	Bartlett	per pound	2,665	1.87	800	1.75	3,127	1.69
Pears	Bosc	per pound	502	1.97	445	1.97	533	1.89
Pears	D'Anjou	per pound	1,930	1.66	942	1.83	1,741	1.97
Pineapples		each	4,004	2.56	6,087	2.41	5,835	2.39
Pineapples		per pound	192	0.60	153	0.98	251	0.70
Raspberries	Red	6 oz package	2,699	3.19	5,374	3.13	7,942	3.07
Strawberries		1 lb package	8,431	2.79	4,078	3.18	5,303	3.06
Strawberries		2 lb package	2,383	5.47	1,274	5.29	2,883	5.18
Tangelos		3 lb bag	17	4.99				
Tangerines		per pound	66	2.36	159	1.32	53	3.31
Tangerines		5 lb package	1,881	7.49	13	6.99		
Tangerines		3 lb bag	2,112	5.14	3,727	4.20	1,133	4.56
Tangerines		2 lb bag	320	3.31	89	3.72	803	4.44
Tangerines		each	11	0.17	53	0.77		
Watermelons	Red Flesh Seeded Type	each	15	7.99			74	6.99
Watermelons	Red Flesh Seeded Type	per pound	22	0.49	22	0.49		
Watermelons	Red Flesh Seedless Miniature	each	1,851	4.12	1,577	4.42	2,343	3.44
Watermelons	Red Flesh Seedless Miniature	per pound	18	0.50	133	0.92	35	1.99
Watermelons	Red Flesh Seedless Type	each	4,736	5.80	4,219	5.74	5,223	5.63
Watermelons	Red Flesh Seedless Type	per pound	525	0.48	1,180	0.59	711	0.50
<b>ORGANIC</b>								
Apples	Fuji	per pound	437	2.51	843	2.38	1,368	2.42
Apples	Fuji	2 lb bag	1,378	4.90	20	3.99	816	4.65
Apples	Gala	per pound	72	2.45	675	2.32	358	2.13
Apples	Gala	3 lb bag	2,076	4.49	7	4.99	31	7.22
Apples	Gala	2 lb bag	694	4.71	1,432	4.84	420	5.20
Apples	Granny Smith	per pound	46	2.57	43	2.66	519	2.37
Apples	Granny Smith	2 lb bag	17	3.98			413	5.22
Apples	Honeycrisp	per pound	27	3.99	6	3.99	107	3.75
Apples	Pink Lady/Cripps Pink	per pound	128	1.90	291	1.95	465	2.02
Apples	Pink Lady/Cripps Pink	2 lb bag	34	4.99			502	3.99
Apples	Red Delicious	per pound	7	1.99				
Apples, Processed	Juice	64 oz (1/2 gallon)	708	3.39	39	3.38	152	2.22
Avocados	Hass	each	1,417	1.96	3,013	1.78	156	1.08
Bananas		per pound	422	0.90	225	0.80	363	0.71
Blueberries		6 oz package	1,061	4.09	1,127	4.15	836	4.11



Blueberries		1 pint package	313	4.99	15	4.99	24	4.32
Blueberries		18 oz package	115	8.99				
Cantaloups		each	359	3.20				
Clementines		2 lb bag	42	4.82	104	4.90		
Grapefruit	Red	per pound	19	1.99			4	1.99
Honeydews		per pound	16	1.49	16	1.49		
Kiwifruit	Hayward	1 lb bag	684	4.57	486	4.14	470	3.99
Lemons		each	83	0.84	121	1.24	722	0.90
Lemons		2 lb bag	53	3.44	59	3.77	534	4.89
Mangoes		each	1,022	1.57	506	1.69	2,538	2.23
Misc Berries	Blackberries	5.6 - 6 oz package	655	4.47	1,023	4.07	2,326	3.49
Oranges	Navel	each	9	1.25			220	1.00
Oranges	Navel	per pound	36	1.40	101	1.58		
Oranges	Navel	3 lb bag	190	5.99	197	5.92		
Oranges	Navel	4 lb bag	188	6.05	241	6.99		
Oranges	Valencia	4 lb bag	1,836	6.53	99	3.68	79	3.18
Pears	Bartlett	per pound	245	2.38	245	2.36	65	1.94
Pears	Bosc	per pound	378	1.99	481	1.99	262	2.48
Pears	D'Anjou	per pound	387	1.99	311	1.99	56	1.99
Pineapples		each	8	4.49	8	4.49	7	2.99
Pineapples		per pound	16	1.49	225	1.45		
Raspberries	Red	6 oz package	1,194	4.25	1,240	4.06	1,157	3.78
Strawberries		1 lb package	2,951	4.38	1,518	4.32	3,120	4.35
Strawberries		2 lb package	100	7.99	115	6.99		
Tangerines		2 lb bag	29	5.99	289	4.19		
Watermelons	Red Flesh Seedless Miniature	each	16	5.99	35	6.53	75	4.99
Watermelons	Red Flesh Seedless Type	per pound	9	1.29	11	1.99		

**ONIONS AND POTATOES**

Commodity	Variety	Unit	THIS WEEK		LAST WEEK		LAST YEAR	
			Stores With Ads	Wtd Avg Price	Stores With Ads	Wtd Avg Price	Stores With Ads	Wtd Avg Price
Onions, Dry	Red	per pound	689	1.00	1,096	1.48	59	1.51
Onions, Dry	Red	2 lb bag	79	1.64	332	1.12	117	3.27
Onions, Dry	White	per pound	707	0.95	2,242	0.97	362	0.81
Onions, Dry	White	2 lb bag	73	0.99				
Onions, Dry	Yellow	per pound	288	0.97	273	0.83	896	0.92
Onions, Dry	Yellow	2 lb bag	969	1.34	320	1.77	69	1.73

Wtd Avg - Simple weighted average



Onions, Dry	Yellow	3 lb bag	838	2.44	2,653	2.52	206	2.23
Onions, Dry	Yellow	5 lb bag	70	4.50				
Onions, Dry	Yellow Marked Sweet	per pound	5,328	1.26	4,532	1.12	5,509	1.15
Onions, Dry	Yellow Marked Sweet	2 lb bag	65	2.50	124	2.99	15	2.30
Onions, Dry	Yellow Marked Sweet	3 lb bag	539	3.28	803	3.21	699	3.24
Onions, Dry	Yellow Marked Sweet	5 lb bag	520	4.66	936	4.92	2,654	4.57
Potatoes	Round Red	per pound	360	1.06	403	1.14	889	1.21
Potatoes	Round Red	3 lb bag	866	3.46	83	3.10	69	3.99
Potatoes	Round Red	5 lb bag	3,667	3.75	1,761	3.58	536	2.86
Potatoes	Round White	per pound	124	1.14	181	1.13	71	0.97
Potatoes	Round White	3 lb bag	19	3.00				
Potatoes	Round White	5 lb bag	451	4.74	55	3.15	168	3.37
Potatoes	Russet	per pound	1,560	1.23	1,111	0.80	1,479	1.09
Potatoes	Russet	3 lb bag	27	3.00	3	1.99	2	1.33
Potatoes	Russet	5 lb bag	3,721	3.25	1,786	3.54	2,964	3.08
Potatoes	Russet	10 lb bag	265	4.73	111	5.00	451	3.92
Potatoes	Russet	8 lb bag	20	5.99	1,217	5.41	292	3.08
Potatoes	Yellow Type	per pound	270	1.16	207	1.48	532	1.36
Potatoes	Yellow Type	3 lb bag	253	3.16	55	3.08	336	5.24
Potatoes	Yellow Type	5 lb bag	2,456	4.10	703	3.77	1,338	2.66

**ORGANIC**

Onions, Dry	Yellow	per pound	165	1.47	206	1.59	130	1.45
Onions, Dry	Yellow	3 lb bag	9	3.98	509	2.67		
Onions, Dry	Yellow Marked Sweet	per pound	17	1.49	17	1.49		
Onions, Dry	Yellow Marked Sweet	3 lb bag	6	3.99	1,026	4.49	319	4.55
Potatoes	Round Red	3 lb bag	295	4.95				
Potatoes	Russet	per pound	165	1.80	154	1.79	130	1.49
Potatoes	Russet	3 lb bag	321	4.83			289	4.64
Potatoes	Yellow Type	3 lb bag	287	4.99				

**VEGETABLES**

Commodity	Variety	Unit	THIS WEEK		LAST WEEK		LAST YEAR	
			Stores With Ads	Wtd Avg Price	Stores With Ads	Wtd Avg Price	Stores With Ads	Wtd Avg Price
Artichokes		each	864	2.66	717	2.76	2,408	2.49
Asparagus	Green	per pound	3,200	3.03	502	3.06	2,859	2.63
Beans	Round Green Type	per pound	420	1.92	491	1.73	722	1.31
Bok Choy		per pound	7	0.99	195	0.92		

Wtd Avg - Simple weighted average



Broccoli		per pound	19	2.49	22	1.95	114	0.99
Broccoli		per bunch	1,254	2.97	1,310	2.90	1,722	2.29
Broccoli	Baby Hybrid Type	per bunch	1,423	2.99			79	2.99
Broccoli	Crown Cut	per pound	705	1.63	490	1.91	2,535	1.63
Brussels Sprouts		per pound	365	3.42	139	2.35	158	2.82
Cabbage	Round Green Type	per pound	1,829	0.63	1,923	0.68	1,352	0.66
Carrots		per pound	160	0.73	148	0.66	171	0.55
Carrots		1 lb bag	179	1.00	173	0.79	311	1.06
Carrots		2 lb bag	53	1.94	110	1.80	109	1.86
Carrots		per bunch	48	1.65			86	2.50
Carrots	Baby Peeled	1 lb bag	3,137	1.26	1,593	1.22	1,837	1.46
Carrots	Baby Peeled	2 lb bag	531	2.57	1,129	2.02	2,214	2.20
Cauliflower		per pound	332	1.88	17	1.49	525	1.18
Celery		each	371	2.08	1,806	1.47	440	1.60
Celery		per pound	49	1.36			4	0.89
Celery	Hearts	each	390	2.57	81	2.60	538	2.69
Chinese Cabbage		per pound	245	1.99	433	1.63		
Cilantro		per bunch	540	0.45	3,244	0.84	982	0.68
Corn-Sweet		each	7,216	0.52	4,354	0.49	5,956	0.57
Cucumbers		each	4,708	0.71	1,337	0.59	2,636	0.68
Cucumbers		per pound	99	0.71	7	0.25	22	0.69
Cucumbers	Long Seedless-Greenhouse	each	3,820	1.30	4,019	1.41	3,295	1.22
Eggplant		per pound	1,040	1.21	471	1.42	835	1.50
Eggplant		each	46	0.99	85	1.64	10	1.23
Garlic		per pound	9	2.98	96	3.75	17	2.49
Garlic		per sleeve	336	1.25	392	1.38	297	1.39
Greens	Collard	per bunch	55	0.89	26	1.37	40	1.17
Greens	Collard	per pound	66	1.27	9	0.99	455	1.83
Greens	Collard	1 lb bag	395	2.50	3	2.99	56	3.36
Greens	Kale	per bunch	59	0.97	35	1.35	89	0.84
Greens	Kale	per pound	51	1.29	9	0.99	9	0.99
Greens	Kale	1 lb bag	395	2.50	3	2.99	48	3.50
Greens	Mustard	per bunch	108	0.91	16	0.99	40	1.17
Greens	Mustard	per pound	7	0.99	162	0.99		
Greens	Turnip Tops	per bunch	121	0.91	16	0.99	23	0.79
Greens	Turnip Tops	per pound	7	0.99	162	0.99		
Lettuce, Iceberg		each	151	1.45	274	1.57	2,997	1.48
Lettuce, Romaine		each	19	1.52	6	0.99	472	1.49
Lettuce, Romaine		per pound	39	1.77			153	2.18





Lettuce, Romaine	Hearts	3 count package	194	3.65	340	3.37	2,417	2.79
Mushrooms	Portobella	per pound	8	6.99	100	2.77	12	1.99
Mushrooms	Portobella	6 oz package	21	3.49	5	2.99	269	3.05
Mushrooms	White	per pound	31	3.79				
Mushrooms	White	8 oz package	2,097	1.94	2,153	1.91	2,094	1.74
Onions Green		per bunch	1,160	0.64	2,163	0.75	1,165	0.69
Peppers, Bell Type	Green	per pound	446	1.79	973	1.52	108	1.14
Peppers, Bell Type	Green	each	783	0.87	625	0.91	1,020	0.93
Peppers, Bell Type	Orange	per pound	1,298	2.75	937	2.51	706	2.63
Peppers, Bell Type	Orange	each	4,101	1.18	2,200	1.33	4,248	1.19
Peppers, Bell Type	Orange-Greenhouse	per pound	89	2.11			61	2.90
Peppers, Bell Type	Orange-Greenhouse	each	183	1.67	178	1.52	343	1.58
Peppers, Bell Type	Red	per pound	1,545	2.65	1,451	2.23	873	2.52
Peppers, Bell Type	Red	each	4,144	1.18	2,413	1.30	4,670	1.19
Peppers, Bell Type	Red-Greenhouse	per pound	89	2.11			61	2.90
Peppers, Bell Type	Red-Greenhouse	each	183	1.67	178	1.52	388	1.56
Peppers, Bell Type	Yellow	per pound	1,369	2.73	937	2.51	769	2.57
Peppers, Bell Type	Yellow	each	4,126	1.17	2,264	1.32	4,480	1.21
Peppers, Bell Type	Yellow-Greenhouse	per pound	89	2.11			61	2.90
Peppers, Bell Type	Yellow-Greenhouse	each	183	1.67	178	1.52	343	1.58
Peppers, Other	Jalapeno	per pound	607	0.94	4,518	1.25	691	1.18
Peppers, Other	Mixed Mini Sweet Types	1 lb package	2,838	2.79	689	3.32	1,527	3.35
Peppers, Other	Serrano	per pound	109	1.07	184	0.90	49	1.03
Radishes		per bunch	256	0.71	819	0.94	276	1.36
Radishes		1 lb bag	9	1.79	1,227	1.29	285	1.92
Salad	Mixed Types	10 - 12 oz package	1,653	2.63	1,350	2.93	3,898	2.90
Salad	Mixed Types	5 - 9 oz package	1,707	2.97	1,212	2.66	3,844	3.02
Spinach		per bunch	15	0.99	6	0.99	134	1.35
Spinach	Flat, Baby Type	10 oz package	16	1.64			80	3.19
Spinach	Flat, Baby Type	8 oz package	199	2.48	101	2.45	336	2.61
Spinach	Flat, Baby Type	9 oz package	428	3.07	52	2.71	47	2.99
Spinach	Flat, Baby Type	5 - 6 oz package	9	3.98			51	2.70
Squash	Grey	per pound	280	0.99	478	1.00	441	0.73
Squash	Yellow Crookneck/Straightneck	per pound	2,815	1.41	1,269	1.43	3,294	1.44
Squash	Zucchini	per pound	2,878	1.42	2,045	1.28	3,923	1.41
Sweet Potatoes		per pound	1,045	0.94	1,320	0.78	1,777	0.97
Tomatillos		per pound	383	0.78	1,095	1.20	645	0.72
Tomatoes		per pound	1,702	1.53	1,791	1.36	1,779	1.48



Tomatoes	Vine Ripe - Heirloom Varieties-Greenhouse	per pound	76	3.07	150	2.77	236	2.91
Tomatoes	Vine Ripes	per pound	340	1.64	1,800	1.33	1,862	1.56
Tomatoes	Vine Ripes, On The Vine-Greenhouse	per pound	3,968	1.68	4,466	1.61	5,293	1.49
Tomatoes	Vine Ripes-Greenhouse	per pound	585	1.28	1,152	1.34	1,271	1.72
Tomatoes, Cherry		1 pint package	24	2.99			82	2.18
Tomatoes, Grape Type		1 pint package	2,259	2.07	1,712	2.09	1,177	2.32
Tomatoes, Grape Type		10 oz package	2,112	2.83	1,521	2.68	2,146	2.69
Tomatoes, Plum Type	Roma	per pound	1,887	1.10	9,460	1.04	1,743	1.20
Vegetables Other	Cactus Leaf (Nopales)	per pound	22	0.69	34	0.88	62	0.98
Vegetables Other	Cactus Leaf (Nopales)	each	65	0.69	65	0.69		
<b>ORGANIC</b>								
Asparagus	Green	per pound	108	5.04	39	4.99	61	4.61
Broccoli		per bunch	364	2.99	387	2.99	526	2.76
Broccoli	Crown Cut	per pound	197	4.99			15	2.73
Brussels Sprouts		per pound	9	3.98			12	2.99
Cabbage	Round Green Type	per pound	23	1.49	114	1.58		
Carrots		per pound	178	1.66	154	1.69	130	1.39
Carrots		1 lb bag	38	1.29	58	1.50		
Carrots		2 lb bag	603	2.64	190	2.99	113	2.10
Carrots		per bunch	130	2.37			393	2.07
Carrots	Baby Peeled	1 lb bag	1,642	1.69	653	1.75	2,158	1.95
Carrots	Baby Peeled	2 lb bag	131	2.99				
Celery		each	242	2.82	520	2.27	106	2.00
Celery	Hearts	each	192	2.99	206	3.10	224	3.15
Cilantro		per bunch	61	1.12	746	1.48	64	1.79
Cucumbers		each	21	0.98	115	1.35	32	1.16
Cucumbers		per pound	8	2.49	17	1.64		
Cucumbers	Long Seedless-Greenhouse	each	363	2.20	446	2.31	503	2.01
Greens	Collard	per bunch	33	2.50			220	2.00
Greens	Kale	per bunch	126	2.42	50	2.25	279	1.85
Greens	Mustard	per bunch	11	2.50				
Lettuce, Other	Green Leaf	each	186	1.83	219	1.85	168	2.00
Lettuce, Other	Red Leaf	each	32	2.00	65	1.99	142	2.00
Lettuce, Romaine		each	8	2.99	73	2.10	16	1.82
Lettuce, Romaine	Hearts	3 count package	97	3.93	1,220	3.98	386	4.03
Mushrooms	White	8 oz package	430	3.42	390	3.14	397	2.18
Onions Green		per bunch	53	0.69	805	1.14	200	0.98
Peppers, Bell Type	Green	each	34	2.50				

Wtd Avg - Simple weighted average



Peppers, Bell Type	Orange	each	95	2.00	362	1.69	1,263	2.06
Peppers, Bell Type	Red	per pound	45	4.08	8	4.49		
Peppers, Bell Type	Red	each	129	2.13	362	1.69	1,263	2.06
Peppers, Bell Type	Yellow	per pound	37	3.99				
Peppers, Bell Type	Yellow	each	95	2.00	362	1.69	1,263	2.06
Radishes		per bunch	8	2.00	445	1.28	25	1.51
Salad	Mixed Types	1 lb bag	409	5.00	33	5.99	267	6.99
Salad	Mixed Types	10 - 12 oz package	576	4.96	249	5.11	181	5.18
Salad	Mixed Types	5 - 9 oz package	1,406	3.66	927	3.39	2,986	3.25
Spinach	Flat, Baby Type	5 - 6 oz package	31	3.61	35	3.50	717	2.90
Squash	Yellow Crookneck/Straightneck	per pound	155	2.49	163	2.47	136	2.49
Squash	Zucchini	per pound	2,247	2.09	211	2.49	196	2.43
Sweet Potatoes		per pound	264	1.99	8	1.99	7	2.49
Tomatoes		per pound	181	2.80	154	2.59	148	2.53
Tomatoes	Vine Ripe - Heirloom Varieties-Greenhouse	per pound	73	2.49	38	2.99	29	4.71
Tomatoes	Vine Ripes	per pound	9	2.99			9	1.29
Tomatoes	Vine Ripes, On The Vine-Greenhouse	per pound	350	2.86	878	3.47	1,220	3.08
Tomatoes, Grape Type		1 pint package	435	3.26	616	2.99	916	3.64
Tomatoes, Grape Type		10 oz package	367	2.57	1,029	2.84		

**OTHER SPECIALTY CROPS ITEMS**

Commodity	Variety	Unit	THIS WEEK		LAST WEEK		LAST YEAR	
			Stores With Ads	Wtd Avg Price	Stores With Ads	Wtd Avg Price	Stores With Ads	Wtd Avg Price
Hemp Protein		8 oz package	86	7.99	86	7.79	63	11.27
Hemp Seeds-Shelled		8 oz package	1,358	8.46	955	8.26	399	8.52

**ORGANIC**

Hemp (Seeds) Oil		4 oz	154	6.39	154	6.39	53	6.82
Hemp Seeds-Shelled		7 oz package	487	10.23	508	10.18	53	10.99

**SEASONAL ITEMS**

Commodity	Variety	Unit	THIS WEEK		LAST WEEK		LAST YEAR	
			Stores With Ads	Wtd Avg Price	Stores With Ads	Wtd Avg Price	Stores With Ads	Wtd Avg Price
Chayote		each	9	0.50	24	0.61	49	0.67
Potted Plants	Chrysanthemum	6 inch pot	7	9.99				
Rose, Hybrid Tea		bunched 12s	4,394	15.20	2,246	16.73	1,173	11.78

Wtd Avg - Simple weighted average



Tulips		bunched 10s	4,074	7.73	958	7.84	310	7.83
--------	--	-------------	-------	------	-----	------	-----	------



### REGIONAL DETAILS

Commodity Variety	Unit	NORTHEAST U.S.				SOUTHEAST U.S.				MIDWEST U.S.			
		Price Range	Stores with Ads	Wtd Avg Price	% Marked Local	Price Range	Stores with Ads	Wtd Avg Price	% Marked Local	Price Range	Stores with Ads	Wtd Avg Price	% Marked Local
<b>FRUITS</b>													
Apples Braeburn	per pound									1.44-1.69	50	1.54	
Apples Fuji	per pound	1.49-1.99	111	1.72		1.29-1.99	294	1.59		1.49-1.99	246	1.91	
Apples Fuji	3 lb bag					2.49	90	2.49		1.89-3.99	329	3.53	
Apples Fuji	2 lb bag	2.99	190	2.99		2.50	73	2.50		2.50	22	2.50	
Apples Gala	per pound	1.79	59	1.79						0.99-1.99	75	1.55	
Apples Gala	3 lb bag					2.99-3.99	53	3.74		1.99-3.99	288	3.84	
Apples Gala	2 lb bag	2.99	190	2.99		2.50-3.29	96	2.64		2.50	22	2.50	
Apples Golden Delicious	per pound									1.49	16	1.49	
Apples Golden Delicious	3 lb bag	4.99	183	4.99		3.99-4.99	21	4.66		1.99-2.99	27	2.73	
Apples Golden Delicious	5 lb bag					4.98	10	4.98		4.98	10	4.98	
Apples Golden Delicious	2 lb bag					2.50	73	2.50		2.50	22	2.50	
Apples Granny Smith	per pound	1.69-1.79	86	1.76		1.29-1.99	396	1.94		1.49-1.99	81	1.61	
Apples Honeycrisp	per pound	2.49-3.49	618	2.79		1.95	4	1.95		1.49-2.99	752	2.39	
Apples McIntosh	per pound									1.49	7	1.49	
Apples McIntosh	3 lb bag					3.99-4.99	54	4.25		2.99	6	2.99	
Apples McIntosh	2 lb bag	2.99	190	2.99									
Apples Pink Lady/Cripps Pink	per pound	1.79	472	1.79		1.59-1.99	458	1.98		0.99-1.79	166	1.53	
Apples Pink Lady/Cripps Pink	3 lb bag					4.98	12	4.98					
Apples Pink Lady/Cripps Pink	2 lb bag	2.99	190	2.99		2.50	73	2.50		2.50	22	2.50	
Apples Red Delicious	per pound	1.49-1.89	56	1.70		1.29-1.49	12	1.34		1.49-1.99	71	1.78	
Apples Red Delicious	3 lb bag	2.50-4.99	231	4.53	8	3.99-4.99	61	4.22		1.99-3.50	43	3.02	
Apples Red Delicious	5 lb bag					4.98	10	4.98		4.98	10	4.98	
Apples Red Delicious	2 lb bag	2.99	190	2.99		2.50-2.98	88	2.58		2.50	22	2.50	
Apples, Processed Juice	64 oz (1/2 gallon)	1.77-4.99	1,009	2.35		1.79-2.50	396	1.97		1.50-3.39	602	2.89	3
Apples, Processed Juice	96 oz (3/4 gallon)									3.89	25	3.89	
Apples, Processed Juice	128 oz (1 gallon)	6.49	38	6.49									
Apples, Processed Juice Marked Cider	64 oz (1/2 gallon)	1.99	11	1.99									
Avocados Hass	each	0.99-2.50	852	1.17		0.68-1.67	2,038	0.97		0.25-1.49	316	1.11	
Avocados Various Greenskin Varieties	each	1.50	15	1.50		0.89	7	0.89					

Wtd Avg - Simple weighted average



Commodity Variety	Unit	NORTHEAST U.S.				SOUTHEAST U.S.				MIDWEST U.S.			
		Price Range	Stores with Ads	Wtd Avg Price	% Marked Local	Price Range	Stores with Ads	Wtd Avg Price	% Marked Local	Price Range	Stores with Ads	Wtd Avg Price	% Marked Local
Bananas	per pound	0.39-0.59	153	0.49									
Blueberries	6 oz package	2.00-3.99	213	2.36		1.67-2.50	393	2.06		2.00-4.50	503	2.42	
Blueberries	1 pint package	1.99-3.99	1,851	3.09		2.00-3.50	1,065	2.81	3	1.69-4.50	2,464	2.51	
Blueberries	18 oz package	4.99-6.99	170	6.91		5.99-6.49	691	6.33		3.77-6.49	135	4.38	
Cantaloups	each	2.79-2.99	292	2.94		2.00-3.99	1,242	2.69		2.00-3.77	259	2.93	
Cantaloups	per pound	3.99	9	3.99						0.77	25	0.77	
Clementines	5 lb package	7.99	163	7.99									
Clementines	3 lb bag	3.99-7.99	108	5.59		4.99-5.99	43	5.06		3.99-4.88	47	4.46	
Clementines	2 lb bag	3.99-4.99	53	4.63		4.29	9	4.29		3.99-4.49	116	4.40	
Fruit, Other Apple Pears	per pound	2.49	6	2.49									
Grapefruit Red	each	1.00-1.79	106	1.23		1.11-1.50	493	1.48		1.25-1.99	676	1.37	
Grapefruit Red	per pound									0.99	16	0.99	
Grapes Black Seedless	per pound	2.99	17	2.99		2.99	12	2.99		1.57	7	1.57	
Grapes Red Seedless	per pound	2.29-2.99	317	2.78		1.98-2.99	28	2.92		1.99-3.99	141	2.90	
Grapes White Seedless Type	per pound	2.49-2.99	18	2.77		1.99-2.99	86	2.13		2.29-3.99	25	3.04	
Honeydews	each	4.99	99	4.99		3.99	277	3.99		3.49-3.99	44	3.65	
Honeydews	per pound									0.77	25	0.77	
Kiwifruit Hayward	each	0.67	65	0.67		0.60-0.75	52	0.63					
Lemons	each	0.33-1.50	267	0.57		0.50-0.78	26	0.69		0.50-1.00	59	0.85	
Lemons	per pound									0.79-0.89	15	0.84	
Lemons	2 lb bag	2.99-4.99	236	3.83		3.99	366	3.99		2.99-3.99	360	3.88	
Limes	each	0.33-0.75	206	0.37		0.13-0.67	139	0.43		0.10-0.67	71	0.22	
Limes	per pound									0.98-0.99	38	0.99	
Mangoes	each	0.79-1.67	1,342	1.04		0.68-1.50	1,818	1.23		0.50-1.99	298	0.99	
Misc Berries Blackberries	5.6 - 6 oz package	2.50-4.00	1,218	3.27		1.67-3.50	588	3.36		2.00-3.99	458	3.00	
Oranges Navel	each	0.67-1.25	810	1.05		0.69-1.50	1,462	0.97		0.69-3.49	934	1.12	
Oranges Navel	per pound	1.79	6	1.79		1.69	1,195	1.69		0.99-1.99	248	1.83	
Oranges Navel	3 lb bag	3.99-4.99	44	4.54		3.50-5.99	1,870	4.53		2.99-4.50	120	3.51	
Oranges Navel	4 lb bag	3.29-5.99	758	4.40		3.99-5.99	579	4.11		3.49-5.99	772	3.58	
Oranges Navel	8 lb bag	8.99	163	8.99									
Oranges Valencia	each									0.77	106	0.77	
Papaya Maradol/Tainung Types	per pound	1.29	9	1.29						0.99	7	0.99	

Wtd Avg - Simple weighted average



Commodity Variety	Unit	NORTHEAST U.S.				SOUTHEAST U.S.				MIDWEST U.S.			
		Price Range	Stores with Ads	Wtd Avg Price	% Marked Local	Price Range	Stores with Ads	Wtd Avg Price	% Marked Local	Price Range	Stores with Ads	Wtd Avg Price	% Marked Local
Papaya Solo Type	per pound	1.19	34	1.19						0.99	14	0.99	
Peaches Various Yellow Flesh Varieties	per pound					1.79	74	1.79					
Pears Bartlett	per pound	1.29-2.49	490	1.80		0.99-1.99	1,618	1.98		0.99-1.69	268	1.58	
Pears Bosc	per pound	1.69-2.00	62	1.86		1.99	366	1.99		1.69	13	1.69	
Pears D'Anjou	per pound	1.29-2.49	844	1.63		1.48-1.99	561	1.82		1.49-1.69	258	1.50	
Pineapples	each	1.99-3.99	776	3.16		1.99-3.99	1,404	2.15		1.50-3.99	1,308	2.50	
Pineapples	per pound					1.98	3	1.98					
Raspberries Red	6 oz package	2.99-4.00	1,006	3.34		1.67-3.50	551	3.44		2.50-4.50	348	3.47	
Strawberries	1 lb package	2.00-5.99	2,040	2.88		1.99-4.98	1,434	2.87	2	1.49-3.99	2,031	2.68	
Strawberries	2 lb package	6.99	163	6.99						3.77-5.98	779	5.64	
Tangerines	5 lb package					7.99	463	7.99		6.99-7.99	837	7.00	
Tangerines	3 lb bag	3.88-6.49	400	5.30		3.98-5.99	1,219	4.99		4.49-6.99	388	5.50	
Tangerines	2 lb bag	2.99-3.88	320	3.31									
Tangelos	3 lb bag	4.99	17	4.99									
Watermelons Red Flesh Seeded Type	each					7.99	15	7.99					
Watermelons Red Flesh Seeded Type	per pound									0.49	22	0.49	
Watermelons Red Flesh Seedless Miniature	each	4.99	32	4.99						2.99-4.69	680	4.56	
Watermelons Red Flesh Seedless Type	each	4.99-8.99	943	6.50		4.98-7.99	1,199	5.94		4.98-6.99	917	6.33	
Watermelons Red Flesh Seedless Type	per pound	0.49-0.99	80	0.68									
<b>FRUITS - ORGANIC</b>													
Apples Fuji	per pound	1.99-2.79	42	2.45		2.54	86	2.54		2.54-2.99	78	2.60	
Apples Fuji	2 lb bag					4.99	1,229	4.99					
Apples Gala	per pound	1.99-2.49	64	2.41									
Apples Gala	3 lb bag	4.49	442	4.49		4.49	530	4.49		4.49	735	4.49	
Apples Gala	2 lb bag	3.99	183	3.99		3.99-4.99	414	4.96					
Apples Granny Smith	per pound	1.99-2.79	46	2.57									
Apples Honeycrisp	per pound	3.99	27	3.99									
Apples Pink Lady/Cripps Pink	per pound	2.69-2.79	32	2.77									
Apples Pink Lady/Cripps Pink	2 lb bag					4.99	34	4.99					

Wtd Avg - Simple weighted average



Commodity Variety	Unit	NORTHEAST U.S.				SOUTHEAST U.S.				MIDWEST U.S.			
		Price Range	Stores with Ads	Wtd Avg Price	% Marked Local	Price Range	Stores with Ads	Wtd Avg Price	% Marked Local	Price Range	Stores with Ads	Wtd Avg Price	% Marked Local
Apples Red Delicious	per pound	1.99	7	1.99									
Apples, Processed Juice	64 oz (1/2 gallon)	2.99-3.99	31	3.22		3.29	463	3.29		3.99	22	3.99	
Avocados Hass	each	1.50-2.00	271	1.77		2.00-2.28	138	2.17		0.99-2.28	88	2.02	
Bananas	per pound	0.79-0.99	199	0.97		0.79	3	0.79		0.79-0.99	73	0.92	
Blueberries	6 oz package	3.99-4.99	657	4.11		3.99	38	3.99		2.99-3.99	137	3.67	
Blueberries	1 pint package	4.99-5.00	214	5.00						4.77	67	4.77	
Cantaloups	each					3.50	86	3.50		3.50	67	3.50	
Clementines	2 lb bag	4.99	35	4.99						3.99	7	3.99	
Kiwifruit Hayward	1 lb bag									4.49	581	4.49	
Lemons	2 lb bag	3.99	24	3.99						2.99	29	2.99	
Mangoes	each	1.25-2.99	52	1.78		1.50	187	1.50		1.99	11	1.99	
Misc Berries Blackberries	5.6 - 6 oz package	3.99-4.99	203	4.34		3.99	111	3.99		4.99	199	4.99	
Oranges Navel	each	1.25	9	1.25									
Oranges Navel	per pound									0.99	22	0.99	
Oranges Navel	3 lb bag	5.99	190	5.99									
Oranges Navel	4 lb bag	5.99	72	5.99						5.99-6.99	116	6.08	
Oranges Valencia	4 lb bag					6.99	463	6.99		5.49-6.99	570	5.52	
Pears Bartlett	per pound	1.99-2.49	245	2.38									
Pears Bosc	per pound	1.99	19	1.99		1.99	86	1.99		1.99	67	1.99	
Pears D'Anjou	per pound	1.99	15	1.99		1.99	86	1.99		1.99	67	1.99	
Pineapples	each	4.49	8	4.49									
Raspberries Red	6 oz package	3.99-4.99	668	4.10		3.99	125	3.99		3.99-4.99	259	4.76	
Strawberries	1 lb package	3.99-6.99	535	4.40		3.98-6.49	1,134	4.10		3.99-4.99	146	4.28	
Strawberries	2 lb package									7.99	39	7.99	
<b>ONIONS AND POTATOES</b>													
Onions, Dry Red	per pound	0.69-1.29	513	1.02						0.79-1.29	83	0.97	
Onions, Dry Red	2 lb bag	1.50	37	1.50		0.98-3.99	42	1.77					
Onions, Dry White	per pound	1.29	11	1.29		0.99	9	0.99		0.79-1.68	243	1.57	
Onions, Dry White	2 lb bag					0.98	31	0.98					
Onions, Dry Yellow	per pound	1.29-1.69	65	1.41		1.49	34	1.49		0.69-1.29	76	0.89	
Onions, Dry Yellow	2 lb bag	1.49-1.50	261	1.49		0.99-1.29	311	1.26		1.29-1.50	397	1.30	
Onions, Dry	3 lb bag	2.49-2.50	451	2.49		1.69-2.50	208	2.38		0.99-	125	2.25	

Wtd Avg - Simple weighted average





Commodity Variety	Unit	NORTHEAST U.S.				SOUTHEAST U.S.				MIDWEST U.S.			
		Price Range	Stores with Ads	Wtd Avg Price	% Marked Local	Price Range	Stores with Ads	Wtd Avg Price	% Marked Local	Price Range	Stores with Ads	Wtd Avg Price	% Marked Local
Yellow										2.99			
Onions, Dry Yellow	5 lb bag	3.99-5.49	70	4.50									
Onions, Dry Yellow Marked Sweet	per pound	0.89-1.49	1,103	1.25		0.79-1.49	2,004	1.25		0.68-1.99	951	1.09	
Onions, Dry Yellow Marked Sweet	2 lb bag									2.50	60	2.50	
Onions, Dry Yellow Marked Sweet	3 lb bag	2.99	252	2.99		2.00-3.99	94	3.37		3.99	6	3.99	
Onions, Dry Yellow Marked Sweet	5 lb bag					2.50-3.98	99	3.19		3.99-4.79	306	4.63	
Potatoes Round Red	per pound	0.69-1.29	17	0.97						0.49	8	0.49	
Potatoes Round Red	3 lb bag	3.00	19	3.00		2.50-3.99	574	3.58		1.97-3.49	149	3.29	
Potatoes Round Red	5 lb bag	3.49-3.99	239	3.62		2.50-4.99	2,167	3.74		2.50-3.99	807	3.81	
Potatoes Round White	per pound	1.29	8	1.29									
Potatoes Round White	3 lb bag	3.00	19	3.00									
Potatoes Round White	5 lb bag	2.99	22	2.99		4.99	366	4.99					
Potatoes Russet	per pound	0.99	107	0.99		1.29	1,195	1.29		0.88-1.29	206	1.00	
Potatoes Russet	3 lb bag	2.99-3.00	27	3.00									
Potatoes Russet	5 lb bag	1.99-4.99	667	3.03		2.49-3.99	1,225	3.02		2.50-5.00	1,092	3.75	
Potatoes Russet	10 lb bag					3.98-5.99	195	4.73		4.99	9	4.99	
Potatoes Russet	8 lb bag									5.99	20	5.99	
Potatoes Yellow Type	3 lb bag	3.00	19	3.00		2.95-3.00	85	2.96		1.97-3.49	149	3.29	
Potatoes Yellow Type	5 lb bag	3.49-4.99	549	3.61		2.88-4.99	873	4.67		3.50-3.99	658	3.92	
<b>ONIONS AND POTATOES - ORGANIC</b>													
Onions, Dry Yellow	per pound									1.45	13	1.45	
Onions, Dry Yellow	3 lb bag									3.98	9	3.98	
Onions, Dry Yellow Marked Sweet	per pound	1.49	17	1.49									
Onions, Dry Yellow Marked Sweet	3 lb bag	3.99	6	3.99									
Potatoes Round Red	3 lb bag									3.49	8	3.49	
Potatoes Russet	per pound									1.79	13	1.79	
<b>VEGETABLES</b>													
Artichokes	each									2.99	8	2.99	
Asparagus Green	per pound	1.49-4.49	521	3.36		2.48-3.49	925	3.01		1.98-4.49	384	3.13	
Beans Round Green Type	per pound	1.67-1.79	198	1.68		1.98-1.99	105	1.99	29	1.99	25	1.99	
Broccoli	per pound	2.49	19	2.49									

Wtd Avg - Simple weighted average



Commodity Variety	Unit	NORTHEAST U.S.				SOUTHEAST U.S.				MIDWEST U.S.			
		Price Range	Stores with Ads	Wtd Avg Price	% Marked Local	Price Range	Stores with Ads	Wtd Avg Price	% Marked Local	Price Range	Stores with Ads	Wtd Avg Price	% Marked Local
Broccoli	per bunch					2.99-3.29	1,237	2.99		1.49	17	1.49	
Broccoli Baby Hybrid Type	per bunch					2.99	1,423	2.99					
Broccoli Crown Cut	per pound	1.48-2.49	461	1.72		1.79	38	1.79		0.99-2.49	132	1.55	
Brussels Sprouts	per pound	2.49	19	2.49		3.99	228	3.99		1.99-2.49	114	2.45	
Cabbage Round Green Type	per pound	0.49-0.89	512	0.68		0.59-0.99	404	0.61		0.59-0.69	434	0.60	
Carrots	per pound	0.99	24	0.99						0.99	17	0.99	
Carrots	1 lb bag	0.99-1.00	127	0.99		1.19	34	1.19		0.99	10	0.99	
Carrots	2 lb bag					1.58	2	1.58		1.89-1.99	41	1.97	
Carrots	per bunch	1.99	37	1.99									
Carrots Baby Peeled	1 lb bag	1.39-2.00	418	1.52		0.99-1.67	1,756	1.14		0.99-1.77	807	1.37	
Carrots Baby Peeled	2 lb bag					2.50	366	2.50		2.85	9	2.85	
Cauliflower	per pound									0.99-1.69	45	1.19	
Celery	each	1.99	65	1.99		1.25-1.99	110	1.84		1.25-1.79	42	1.51	
Celery Hearts	each	2.50-3.99	107	2.78						2.68	199	2.68	
Chinese Cabbage	per pound									1.99	245	1.99	
Cilantro	per bunch	0.79-0.99	75	0.84		0.34	31	0.34		0.33-0.50	69	0.43	
Corn-Sweet	each	0.34-1.00	1,411	0.51	1	0.25-2.00	2,417	0.43		0.20-0.79	811	0.52	
Cucumbers	each	0.59-1.00	195	0.70		0.50-1.67	1,049	0.91		0.25-2.00	1,156	0.78	
Cucumbers	per pound									0.38-0.39	14	0.38	
Cucumbers Long Seedless-Greenhouse	each	0.99-2.00	712	1.66		1.25-2.00	984	1.43		0.79-2.00	1,204	1.15	2
Eggplant	per pound	0.99-1.49	964	1.22		0.98-1.28	28	1.00		0.99-1.69	40	1.17	
Garlic	per sleeve	1.25-1.99	45	1.86		1.50	2	1.50		0.99-1.50	24	1.33	
Greens Collard	per bunch	1.49	9	1.49		0.79-0.88	23	0.84		0.89	13	0.89	
Greens Collard	per pound	1.49	37	1.49						0.99	29	0.99	
Greens Collard	1 lb bag					2.50	366	2.50					
Greens Kale	per bunch	1.49	9	1.49		0.79-0.88	23	0.84		0.89	13	0.89	
Greens Kale	per pound	1.49	37	1.49						0.99	7	0.99	
Greens Kale	1 lb bag					2.50	366	2.50					
Greens Mustard	per bunch	0.99	75	0.99		0.79-0.88	23	0.84					
Greens Mustard	per pound									0.99	7	0.99	
Greens Turnip Tops	per bunch	0.99	75	0.99		0.79-0.88	23	0.84		0.89	13	0.89	
Greens Turnip Tops	per pound									0.99	7	0.99	

Wtd Avg - Simple weighted average



Commodity Variety	Unit	NORTHEAST U.S.				SOUTHEAST U.S.				MIDWEST U.S.			
		Price Range	Stores with Ads	Wtd Avg Price	% Marked Local	Price Range	Stores with Ads	Wtd Avg Price	% Marked Local	Price Range	Stores with Ads	Wtd Avg Price	% Marked Local
Lettuce, Iceberg	each	1.99-2.50	61	2.05						0.99	16	0.99	
Lettuce, Romaine	each	0.99-1.99	19	1.52	53								
Lettuce, Romaine	per pound	1.99	22	1.99						1.49	17	1.49	
Lettuce, Romaine Hearts	3 count package	2.50-3.99	42	3.46		3.99	34	3.99		1.99-3.99	95	3.34	
Mushrooms White	8 oz package	1.50-2.99	344	2.51		1.29-2.50	1,007	1.81		0.99-2.50	229	2.08	
Onions Green	per bunch	0.50-0.83	493	0.68		0.78	2	0.78		0.38-0.88	233	0.73	
Peppers, Bell Type Green	per pound	1.49-1.99	359	1.84		0.88	31	0.88		1.49-2.99	48	2.14	
Peppers, Bell Type Green	each	1.00	17	1.00		0.68-1.50	477	0.84		0.95-1.25	121	1.21	
Peppers, Bell Type Orange	per pound	1.99-2.99	848	2.63		3.10	86	3.10		1.49-3.10	225	2.86	
Peppers, Bell Type Orange	each	1.00-1.67	70	1.23		1.25-1.67	1,082	1.43		0.79-1.67	1,244	1.14	
Peppers, Bell Type Orange-Greenhouse	per pound	1.99-2.99	89	2.11									
Peppers, Bell Type Orange-Greenhouse	each	1.67	183	1.67									
Peppers, Bell Type Red	per pound	1.49-2.99	1,079	2.51		1.98-3.10	88	3.07		1.49-3.10	239	2.87	
Peppers, Bell Type Red	each	1.00-1.67	70	1.23		1.25-1.67	1,082	1.43		0.79-1.67	1,260	1.14	
Peppers, Bell Type Red-Greenhouse	per pound	1.99-2.99	89	2.11									
Peppers, Bell Type Red-Greenhouse	each	1.67	183	1.67									
Peppers, Bell Type Yellow	per pound	1.99-2.99	908	2.62		1.25-3.10	97	2.89		1.49-3.10	225	2.86	
Peppers, Bell Type Yellow	each	1.00-1.67	70	1.23		1.25-1.67	1,071	1.43		0.79-1.67	1,244	1.14	
Peppers, Bell Type Yellow-Greenhouse	per pound	1.99-2.99	89	2.11									
Peppers, Bell Type Yellow-Greenhouse	each	1.67	183	1.67									
Peppers, Other Jalapeno	per pound					0.99	12	0.99		0.69-1.99	89	0.93	
Peppers, Other Mixed Mini Sweet Types	1 lb package	1.99-3.99	1,045	3.02		1.99	945	1.99		2.99-3.99	500	3.72	
Peppers, Other Serrano	per pound									0.98-1.19	61	1.02	
Radishes	per bunch	0.99-1.50	27	1.35	30					0.99	22	0.99	
Radishes	1 lb bag									1.79	9	1.79	
Salad Mixed Types	10 - 12 oz package	2.50-3.50	599	2.71		1.50-3.00	141	2.10		1.50-3.49	180	2.45	
Salad Mixed Types	5 - 9 oz package	2.50-4.99	763	3.39		2.00-3.50	120	2.96		2.50-3.49	327	2.82	7
Spinach	per bunch	0.99	9	0.99									
Spinach Flat, Baby Type	10 oz package									1.99	8	1.99	
Spinach Flat, Baby Type	8 oz package									2.48	199	2.48	
Spinach Flat, Baby Type	9 oz package	3.00-4.99	428	3.07									
Squash Grey	per pound									0.79-0.89	30	0.82	

Wtd Avg - Simple weighted average



Commodity Variety	Unit	NORTHEAST U.S.				SOUTHEAST U.S.				MIDWEST U.S.			
		Price Range	Stores with Ads	Wtd Avg Price	% Marked Local	Price Range	Stores with Ads	Wtd Avg Price	% Marked Local	Price Range	Stores with Ads	Wtd Avg Price	% Marked Local
Squash Yellow Crookneck/Straightneck	per pound	0.99-1.88	1,144	1.35		0.99-1.99	213	1.52		0.79-1.79	563	1.56	
Squash Zucchini	per pound	0.99-1.88	1,188	1.32		0.98-1.99	255	1.43		0.79-1.79	617	1.52	
Sweet Potatoes	per pound	0.77-0.99	523	0.96		0.59-0.99	274	0.79		0.79-1.29	32	0.98	
Tomatoes	per pound	0.99-2.99	717	1.57		0.98-1.79	485	1.64		0.98-1.99	144	1.54	
Tomatoes Vine Ripe - Heirloom Varieties-Greenhouse	per pound	3.00	15	3.00						1.99-3.99	61	3.09	
Tomatoes Vine Ripes	per pound	0.99-1.99	228	1.62		0.98-1.99	14	1.52		0.99-1.99	98	1.70	
Tomatoes Vine Ripes-Greenhouse	per pound	1.99	53	1.99		0.99-1.68	93	1.47		1.29-1.99	72	1.73	
Tomatoes Vine Ripes, On The Vine-Greenhouse	per pound	0.99-2.49	1,189	1.47		1.00-1.99	584	1.78		0.99-2.99	920	1.77	
Tomatoes, Cherry	1 pint package	2.99	24	2.99									
Tomatoes, Grape Type	1 pint package	1.25-2.50	354	2.31		1.99-2.00	1,646	2.00		1.50-2.50	114	2.01	
Tomatoes, Grape Type	10 oz package	2.99-3.88	565	3.04		3.33	119	3.33		1.00-3.49	846	2.90	
Tomatoes, Plum Type Roma	per pound	0.98-1.99	459	1.60		0.78-1.79	103	1.19		0.69-1.49	163	1.03	
Tomatillos	per pound									0.69-0.88	53	0.76	
Vegetables Other Cactus Leaf (Nopales)	per pound									0.69	22	0.69	
<b>VEGETABLES - ORGANIC</b>													
Asparagus Green	per pound	4.99	24	4.99									
Broccoli	per bunch									2.99	6	2.99	
Broccoli Crown Cut	per pound	4.99	183	4.99		4.99	14	4.99					
Carrots	per pound	1.50	24	1.50						1.69	13	1.69	
Carrots	1 lb bag	1.29	38	1.29									
Carrots	2 lb bag	2.49-2.99	249	2.87		2.48	52	2.48		2.29	11	2.29	
Carrots	per bunch	2.99	19	2.99									
Carrots Baby Peeled	1 lb bag	1.49-2.00	1,102	1.56		1.50	14	1.50		1.50-2.00	193	1.90	
Celery	each	2.50-2.99	209	2.95						1.99	6	1.99	
Celery Hearts	each	2.99	192	2.99									
Cilantro	per bunch	2.00	8	2.00									
Cucumbers	per pound	2.49	8	2.49									
Cucumbers Long Seedless-Greenhouse	each	2.99	72	2.99									
Greens Collard	per bunch									3.00	11	3.00	

Wtd Avg - Simple weighted average



Commodity Variety	Unit	NORTHEAST U.S.				SOUTHEAST U.S.				MIDWEST U.S.			
		Price Range	Stores with Ads	Wtd Avg Price	% Marked Local	Price Range	Stores with Ads	Wtd Avg Price	% Marked Local	Price Range	Stores with Ads	Wtd Avg Price	% Marked Local
Greens Kale	per bunch	1.99-3.50	53	3.07						1.50-3.00	33	2.00	
Lettuce, Other Green Leaf	each									1.79	13	1.79	
Lettuce, Romaine	each	2.99	8	2.99									
Lettuce, Romaine Hearts	3 count package	3.99-5.99	35	5.05						2.49-3.99	28	2.81	
Mushrooms White	8 oz package	3.99	81	3.99						1.98-2.50	62	2.33	
Peppers, Bell Type Green	each					2.50	34	2.50					
Peppers, Bell Type Red	per pound	3.99-4.49	45	4.08									
Peppers, Bell Type Red	each					2.50	34	2.50					
Peppers, Bell Type Yellow	per pound	3.99	37	3.99									
Radishes	per bunch	2.00	8	2.00									
Salad Mixed Types	10 - 12 oz package	4.99-6.49	540	5.02						2.99-6.99	36	4.21	
Salad Mixed Types	5 - 9 oz package	3.00-4.99	824	3.60		3.99	20	3.99		2.99-3.50	110	3.30	
Spinach Flat, Baby Type	5 - 6 oz package	3.50	24	3.50									
Squash Yellow Crookneck/Straightneck	per pound	2.49	155	2.49									
Squash Zucchini	per pound	1.99-2.49	605	2.34		2.29	530	2.29		1.89	735	1.89	
Sweet Potatoes	per pound	1.99	23	1.99						1.99	199	1.99	
Tomatoes	per pound									2.59	13	2.59	
Tomatoes Vine Ripes	per pound	2.99	9	2.99									
Tomatoes Vine Ripes, On The Vine-Greenhouse	per pound	2.99-4.49	209	3.05		2.99	14	2.99					
Tomatoes, Grape Type	1 pint package	2.50-2.99	168	2.97						0.99-3.88	242	3.52	
Tomatoes, Grape Type	10 oz package	3.00	21	3.00						2.99	60	2.99	
<b>OTHER SPECIALTY CROPS ITEMS</b>													
Hemp Protein	8 oz package					7.99	86	7.99					
Hemp Seeds-Shelled	8 oz package	7.99-8.89	628	8.50		7.29	74	7.29		7.99-8.99	255	8.73	
<b>OTHER SPECIALTY CROPS ITEMS - ORGANIC</b>													
Hemp (Seeds) Oil	4 oz									6.39	13	6.39	
Hemp Seeds-Shelled	7 oz package	10.00	413	10.00		11.49	74	11.49					
<b>SEASONAL ITEMS</b>													
Chayote	each	0.50	9	0.50									

Wtd Avg - Simple weighted average



Commodity Variety	Unit	NORTHEAST U.S.				SOUTHEAST U.S.				MIDWEST U.S.			
		Price Range	Stores with Ads	Wtd Avg Price	% Marked Local	Price Range	Stores with Ads	Wtd Avg Price	% Marked Local	Price Range	Stores with Ads	Wtd Avg Price	% Marked Local
Potted Plants Chrysanthemum	6 inch pot									9.99	7	9.99	
Rose, Hybrid Tea	bunched 12s	9.99-19.99	551	15.58		8.99- 15.99	866	14.22		12.50- 29.99	931	15.91	
Tulips	bunched 10s	4.99-11.99	1,754	7.58		4.99-7.99	721	5.78		8.99- 9.99	32	9.74	

Commodity Variety	Unit	SOUTH CENTRAL U.S.				SOUTHWEST U.S.				NORTHWEST U.S.			
		Price Range	Stores with Ads	Wtd Avg Price	% Marked Local	Price Range	Stores with Ads	Wtd Avg Price	% Marked Local	Price Range	Stores with Ads	Wtd Avg Price	% Marked Local
<b>FRUITS</b>													
Apples Braeburn	per pound									0.98	9	0.98	
Apples Fuji	per pound	1.28-1.99	159	1.91		0.69-2.49	210	2.17		0.98- 1.69	22	1.34	
Apples Fuji	3 lb bag					3.99	55	3.99					
Apples Fuji	2 lb bag	2.50	4	2.50		1.95	34	1.95					
Apples Gala	per pound	1.49-1.99	39	1.87		0.89-2.29	391	1.92		1.89	61	1.89	
Apples Gala	3 lb bag	1.99	30	1.99		3.99	55	3.99		3.99	23	3.99	
Apples Gala	2 lb bag	2.50	4	2.50		1.95	34	1.95					
Apples Golden Delicious	2 lb bag	2.50	4	2.50									
Apples Granny Smith	per pound	1.99	29	1.99		2.49	146	2.49					
Apples Granny Smith	3 lb bag					3.99	55	3.99					
Apples Granny Smith	2 lb bag					1.95	34	1.95					
Apples Honeycrisp	per pound	0.99-2.99	196	1.91		1.88	73	1.88		1.89	18	1.89	
Apples Honeycrisp	2 lb bag					1.95	34	1.95					
Apples Pink Lady/Cripps Pink	per pound	0.99-1.99	148	1.52		0.99	42	0.99		1.79	131	1.79	100
Apples Pink Lady/Cripps Pink	2 lb bag	2.50	4	2.50		1.95	34	1.95					
Apples Red Delicious	2 lb bag	2.50	4	2.50									
Apples, Processed Juice	64 oz (1/2 gallon)	1.79-3.19	417	2.13		2.48-3.50	575	2.95		3.59	22	3.59	
Apples, Processed Juice Marked Cider	64 oz (1/2 gallon)	2.00	107	2.00									
Apricots	per pound	2.99	95	2.99									
Avocados Hass	each	0.33-1.69	773	1.18		0.25-2.00	866	1.34		1.00- 2.50	43	1.47	
Avocados Various Greenskin	each	1.25	16	1.25									

Wtd Avg - Simple weighted average



Commodity Variety	Unit	SOUTH CENTRAL U.S.				SOUTHWEST U.S.				NORTHWEST U.S.			
		Price Range	Stores with Ads	Wtd Avg Price	% Marked Local	Price Range	Stores with Ads	Wtd Avg Price	% Marked Local	Price Range	Stores with Ads	Wtd Avg Price	% Marked Local
Varieties													
Bananas	per pound	0.39-0.69	175	0.61		0.50-0.69	101	0.60		0.89	23	0.89	
Blueberries	6 oz package	1.67-3.34	551	2.42		0.99-4.00	782	2.56		2.50-2.99	58	2.67	
Blueberries	1 pint package	1.98-3.50	930	2.82		1.98-2.49	168	2.27					
Blueberries	18 oz package	3.77-5.99	159	4.50		3.89-5.99	156	5.28		2.99-8.99	163	4.00	
Cantaloups	each	2.50-4.50	755	3.05		3.00-3.99	786	3.43		3.00-3.99	269	3.15	
Cantaloups	per pound	0.69	65	0.69		0.34-0.99	16	0.71		0.99-1.29	76	1.01	
Cherries Red Varieties	per pound	5.99	23	5.99		2.99-6.99	1,021	6.23	58	5.99	137	5.99	
Clementines	5 lb package	4.99	5	4.99		7.99	103	7.99					
Clementines	3 lb bag	5.99	26	5.99		5.00	26	5.00	100				
Clementines	2 lb bag					2.49	6	2.49					
Fruit, Other Cactus Pears	each					0.50	55	0.50					
Grapefruit Red	per pound									1.49	123	1.49	
Grapes Black Seedless	per pound	3.98	9	3.98									
Grapes Red Seedless	per pound					2.29-3.99	361	3.95					
Grapes White Seedless Type	per pound	2.98	18	2.98		2.99-3.99	770	3.96		2.98	6	2.98	
Honeydews	each	4.50	29	4.50		5.00	8	5.00					
Honeydews	per pound	1.29	7	1.29						1.29	4	1.29	
Kiwifruit Hayward	each					0.50-0.99	425	0.51		0.50-0.89	50	0.71	
Lemons	each	0.25-1.00	242	0.53		0.25-0.69	110	0.41		0.69-0.79	11	0.75	
Lemons	per pound					0.77	46	0.77					
Lemons	2 lb bag	1.97-3.99	162	3.18						3.99	123	3.99	
Limes	each	0.09-0.34	103	0.16		0.33	9	0.33		0.50	7	0.50	
Limes	per pound					0.99-1.50	82	1.05					
Mangoes	each	0.50-1.25	757	0.82		0.33-2.49	796	0.77	18	0.89-2.78	420	1.37	
Misc Berries Blackberries	5.6 - 6 oz package	1.67-3.50	354	2.73		0.99-4.00	779	2.80		2.00	61	2.00	
Nectarines Various Yellow Flesh Varieties	per pound					2.99	9	2.99					
Oranges Navel	each	0.25-1.49	492	1.29						1.25	1	1.25	
Oranges Navel	per pound	0.99-1.99	342	1.49		0.60-1.79	810	1.42	18	0.98-1.58	462	1.46	
Oranges Navel	3 lb bag	2.50-4.29	122	3.94		3.98	184	3.98					
Oranges Navel	4 lb bag	2.99-4.79	303	3.11		3.99	95	3.99		5.00	131	5.00	
Oranges Valencia	per pound					0.88	46	0.88					
Papaya Maradol/Tainung	per pound	0.69-0.99	102	0.86		0.39-1.89	162	0.86					

Wtd Avg - Simple weighted average



Commodity Variety	Unit	SOUTH CENTRAL U.S.				SOUTHWEST U.S.				NORTHWEST U.S.			
		Price Range	Stores with Ads	Wtd Avg Price	% Marked Local	Price Range	Stores with Ads	Wtd Avg Price	% Marked Local	Price Range	Stores with Ads	Wtd Avg Price	% Marked Local
Types													
Papaya Solo Type	per pound									1.89	3	1.89	
Peaches Various Yellow Flesh Varieties	per pound					2.99-4.49	25	3.95					
Pears Bartlett	per pound	1.49-1.99	178	1.62		0.79-0.99	50	0.96		1.99	61	1.99	
Pears Bosc	per pound									1.99	61	1.99	
Pears D'Anjou	per pound	0.50-1.99	76	1.26		0.79-2.49	16	1.85		1.28-2.49	175	1.68	
Pineapples	each	1.50-3.50	164	2.04		2.50-3.50	180	3.34		2.98-4.99	172	3.27	
Pineapples	per pound	0.69	65	0.69		0.39-0.99	118	0.51		0.89	6	0.89	
Raspberries Red	6 oz package	1.67-3.34	320	2.66		1.99-4.00	352	2.63		2.00-3.99	122	3.00	
Strawberries	1 lb package	1.98-3.98	1,424	2.77		1.97-4.99	1,211	2.78	12	1.98-2.99	291	2.74	
Strawberries	2 lb package	2.99-7.99	726	4.13		3.99-8.99	679	6.19		4.99-9.99	36	7.85	
Tangerines	per pound					0.99-3.49	43	2.82		1.49	23	1.49	
Tangerines	5 lb package	6.99-7.99	463	7.74		7.99	103	7.99		6.99-7.99	15	7.92	
Tangerines	3 lb bag	5.99	42	5.99		3.99-5.99	63	4.24					
Tangerines	each	0.17	11	0.17									
Watermelons Red Flesh Seedless Miniature	each	2.50-4.50	130	3.30		1.49-5.99	892	3.98		2.50-4.99	117	3.41	
Watermelons Red Flesh Seedless Miniature	per pound					0.50	18	0.50					
Watermelons Red Flesh Seedless Type	each	2.99-6.99	1,082	5.35		2.99-5.00	450	3.97		3.50-8.99	145	5.92	
Watermelons Red Flesh Seedless Type	per pound					0.25-0.59	426	0.42		0.88-0.99	19	0.94	
<b>FRUITS - ORGANIC</b>													
Apples Fuji	per pound	2.54	75	2.54		2.54-2.79	117	2.56		1.69-2.54	39	2.17	
Apples Fuji	2 lb bag	4.99	68	4.99						3.48	81	3.48	100
Apples Gala	per pound					2.79	8	2.79					
Apples Gala	3 lb bag	4.49	274	4.49		4.39	95	4.39					
Apples Gala	2 lb bag	4.99	97	4.99									
Apples Granny Smith	2 lb bag	3.98	17	3.98									
Apples Pink Lady/Cripps Pink	per pound					1.49	73	1.49		1.99	23	1.99	
Apples, Processed Juice	64 oz (1/2 gallon)					3.49-6.99	192	3.58					
Avocados Hass	each	0.99-2.78	274	1.87		0.99-3.00	580	2.07		0.99-2.78	66	1.70	
Bananas	per pound	0.79-0.99	98	0.80		0.79	23	0.79		0.79	26	0.79	

Wtd Avg - Simple weighted average





Commodity Variety	Unit	SOUTH CENTRAL U.S.				SOUTHWEST U.S.				NORTHWEST U.S.			
		Price Range	Stores with Ads	Wtd Avg Price	% Marked Local	Price Range	Stores with Ads	Wtd Avg Price	% Marked Local	Price Range	Stores with Ads	Wtd Avg Price	% Marked Local
Blueberries	6 oz package	3.99	100	3.99		3.34-4.77	129	4.55					
Blueberries	1 pint package					4.99-6.49	32	5.37					
Blueberries	18 oz package	8.99	115	8.99									
Cantaloups	each	3.50	75	3.50		2.50	109	2.50		3.50	22	3.50	
Grapefruit Red	per pound									1.99	19	1.99	
Honeydews	per pound									1.49	16	1.49	
Kiwifruit Hayward	1 lb bag					4.99	103	4.99					
Lemons	each									0.79-1.25	83	0.84	
Mangoes	each	1.67	107	1.67		1.25-1.67	562	1.39		2.00-2.50	103	2.47	
Misc Berries Blackberries	5.6 - 6 oz package	3.99-4.99	142	4.29									
Oranges Navel	per pound					1.69-2.29	14	2.03					
Oranges Valencia	4 lb bag	6.99	393	6.99		6.99	410	6.99					
Pears Bosc	per pound	1.99	75	1.99		1.99	109	1.99		1.99	22	1.99	
Pears D'Anjou	per pound	1.99	75	1.99		1.99	122	1.99		1.99	22	1.99	
Pineapples	per pound									1.49	16	1.49	
Raspberries Red	6 oz package	3.99-4.99	142	4.29									
Strawberries	1 lb package	3.98-5.99	221	4.44		3.98-5.99	870	4.72	17	4.43-4.99	45	4.71	
Strawberries	2 lb package	7.99	61	7.99									
Tangerines	2 lb bag	5.99	29	5.99									
Watermelons Red Flesh Seedless Miniature	each									5.99	16	5.99	
Watermelons Red Flesh Seedless Type	per pound									1.29	9	1.29	

**ONIONS AND POTATOES**

Onions, Dry Red	per pound	1.49	22	1.49		0.50-0.79	71	0.76					
Onions, Dry White	per pound	0.33-0.79	314	0.59		0.33-1.25	130	0.63					
Onions, Dry White	2 lb bag					0.99	42	0.99					
Onions, Dry Yellow	per pound	0.50-0.69	64	0.60		0.39-0.69	23	0.61		0.58-0.69	26	0.65	
Onions, Dry Yellow	3 lb bag	2.50	31	2.50						2.79	23	2.79	
Onions, Dry Yellow Marked Sweet	per pound	0.99-1.68	688	1.32		1.49-1.99	274	1.52		0.99-1.49	308	1.47	
Onions, Dry Yellow Marked Sweet	2 lb bag	2.50	5	2.50									
Onions, Dry Yellow Marked Sweet	3 lb bag	2.99-3.98	126	3.91						2.99	61	2.99	
Onions, Dry Yellow Marked Sweet	5 lb bag	5.99	115	5.99									

Wtd Avg - Simple weighted average



Commodity Variety	Unit	SOUTH CENTRAL U.S.				SOUTHWEST U.S.				NORTHWEST U.S.			
		Price Range	Stores with Ads	Wtd Avg Price	% Marked Local	Price Range	Stores with Ads	Wtd Avg Price	% Marked Local	Price Range	Stores with Ads	Wtd Avg Price	% Marked Local
Potatoes Round Red	per pound	0.59-1.29	131	1.10		0.69-1.89	161	0.99		0.69-1.89	43	1.38	
Potatoes Round Red	3 lb bag	2.95-3.99	124	3.22									
Potatoes Round Red	5 lb bag	2.99-4.99	413	3.83		2.00-2.95	41	2.79					
Potatoes Round White	per pound	1.17	65	1.17		0.99-1.49	51	1.08					
Potatoes Round White	5 lb bag	4.99	29	4.99		2.95	34	2.95					
Potatoes Russet	per pound	1.49	34	1.49						0.88-0.99	18	0.94	50
Potatoes Russet	5 lb bag	1.99-3.99	439	2.95		3.50	146	3.50		2.50-2.99	152	2.95	
Potatoes Russet	10 lb bag	3.98-4.99	61	4.69									
Potatoes Yellow Type	per pound	0.69-1.29	101	1.25		0.69-1.89	119	0.99		0.69-1.89	50	1.37	14
Potatoes Yellow Type	5 lb bag	2.99-4.99	376	3.81									

**ONIONS AND POTATOES - ORGANIC**

Onions, Dry Yellow	per pound	1.45	92	1.45		1.45-1.79	34	1.56		1.45	26	1.45	
Potatoes Round Red	3 lb bag									4.99	287	4.99	
Potatoes Russet	per pound	1.79	92	1.79		1.79-1.99	34	1.85		1.79	26	1.79	
Potatoes Russet	3 lb bag	3.49	34	3.49						4.99	287	4.99	
Potatoes Yellow Type	3 lb bag									4.99	287	4.99	

**VEGETABLES**

Artichokes	each	2.99	107	2.99		1.97-3.00	742	2.60	47	3.00	7	3.00	
Asparagus Green	per pound	1.88-2.99	105	2.27		1.67-3.99	931	2.97	17	2.47-3.99	334	2.91	69
Bok Choy	per pound	0.99	7	0.99									
Beans Round Green Type	per pound	1.99	60	1.99		2.99	10	2.99		2.99	22	2.99	
Broccoli Crown Cut	per pound	2.49	6	2.49		0.99-1.50	68	1.06	78				
Brussels Sprouts	per pound									2.49	4	2.49	
Cabbage Round Green Type	per pound	0.49-0.89	297	0.62		0.44-0.79	137	0.58		0.78-0.99	45	0.95	
Carrots	per pound	0.50	65	0.50		0.77-0.99	54	0.80					
Carrots	1 lb bag					0.40	8	0.40					
Carrots	2 lb bag	1.89	10	1.89									
Carrots	per bunch	0.49	11	0.49									
Carrots Baby Peeled	1 lb bag	1.29-1.58	156	1.37									
Carrots Baby Peeled	2 lb bag	2.00-2.99	130	2.68						2.89-3.00	26	2.92	
Cauliflower	per pound									1.99	287	1.99	



Commodity Variety	Unit	SOUTH CENTRAL U.S.				SOUTHWEST U.S.				NORTHWEST U.S.			
		Price Range	Stores with Ads	Wtd Avg Price	% Marked Local	Price Range	Stores with Ads	Wtd Avg Price	% Marked Local	Price Range	Stores with Ads	Wtd Avg Price	% Marked Local
Celery	each					1.19-2.50	154	2.44	95				
Celery	per pound					1.39	10	1.39		1.29-1.39	39	1.35	
Celery Hearts	each	1.50-2.68	48	2.53		1.50	8	1.50		1.25-1.50	28	1.40	
Cilantro	per bunch	0.32-0.99	281	0.39		0.25-0.50	84	0.35					
Corn-Sweet	each	0.20-0.75	1,032	0.54		0.25-1.50	1,302	0.68	19	0.37-1.25	243	0.64	
Cucumbers	each	0.20-1.25	1,101	0.56		0.20-1.25	952	0.56		0.33-1.00	255	0.76	
Cucumbers	per pound	0.69	65	0.69		0.99	20	0.99					
Cucumbers Long Seedless-Greenhouse	each	0.77-1.67	317	1.19		0.88-1.49	516	0.95		0.88-1.67	87	1.35	
Eggplant	per pound					0.79	8	0.79					
Eggplant	each					0.99	46	0.99					
Garlic	per pound									2.98	9	2.98	
Garlic	per sleeve	0.50-1.50	123	1.05		0.99-1.29	135	1.19		0.99-1.99	7	1.56	
Greens Collard	per bunch	0.48	10	0.48									
Greens Collard	1 lb bag	2.50	29	2.50									
Greens Kale	per bunch	0.48	10	0.48						1.99	4	1.99	
Greens Kale	per pound					0.50	7	0.50					
Greens Kale	1 lb bag	2.50	29	2.50									
Greens Mustard	per bunch	0.48	10	0.48									
Greens Turnip Tops	per bunch	0.48	10	0.48									
Lettuce, Iceberg	each	0.99	65	0.99		1.50	9	1.50					
Lettuce, Romaine Hearts	3 count package									4.79	23	4.79	
Mushrooms Portobella	per pound					6.99	8	6.99					
Mushrooms Portobella	6 oz package	3.49	21	3.49									
Mushrooms White	per pound	3.79	31	3.79									
Mushrooms White	8 oz package	1.29-2.50	380	1.58		2.00	55	2.00		1.99-2.50	82	2.39	
Onions Green	per bunch	0.50-0.60	106	0.51		0.25-0.67	225	0.45		0.69-0.79	101	0.77	
Peppers, Bell Type Green	per pound					0.79	8	0.79					
Peppers, Bell Type Green	each	0.50	65	0.50		0.33-1.49	64	0.60		0.89-1.49	39	1.23	
Peppers, Bell Type Orange	per pound					3.10-3.29	117	3.11		3.10	22	3.10	
Peppers, Bell Type Orange	each	0.50-1.50	957	1.05		0.33-1.49	705	1.02		0.66-1.67	43	1.17	
Peppers, Bell Type Red	per pound					3.10-3.29	117	3.11		3.10	22	3.10	
Peppers, Bell Type Red	each	0.50-1.50	984	1.05		0.33-1.49	705	1.02		0.66-1.67	43	1.17	
Peppers, Bell Type	per pound					3.10-3.29	117	3.11		3.10	22	3.10	

Wtd Avg - Simple weighted average



Commodity Variety	Unit	SOUTH CENTRAL U.S.				SOUTHWEST U.S.				NORTHWEST U.S.			
		Price Range	Stores with Ads	Wtd Avg Price	% Marked Local	Price Range	Stores with Ads	Wtd Avg Price	% Marked Local	Price Range	Stores with Ads	Wtd Avg Price	% Marked Local
Yellow													
Peppers, Bell Type Yellow	each	0.50-1.50	957	1.05		0.33-1.49	705	1.02		0.66-1.67	79	1.09	
Peppers, Other Jalapeno	per pound	0.49-1.19	378	0.96		0.50-1.29	111	0.81		1.29	17	1.29	
Peppers, Other Mixed Mini Sweet Types	1 lb package	2.49-2.99	163	2.80		2.99-3.99	185	3.08					
Peppers, Other Serrano	per pound	0.99-1.19	28	1.06		0.99-1.49	20	1.27					
Radishes	per bunch					0.33-0.79	106	0.44		0.69-0.79	101	0.77	
Salad Mixed Types	10 - 12 oz package	1.50-3.98	543	3.10		1.00-2.99	48	1.58		1.29-1.98	142	1.68	
Salad Mixed Types	5 - 9 oz package	1.59-3.48	270	2.51		2.50	146	2.50		1.98	81	1.98	
Spinach	per bunch					0.99	6	0.99					
Spinach Flat, Baby Type	10 oz package					1.29	8	1.29					
Spinach Flat, Baby Type	5 - 6 oz package	3.98	9	3.98									
Squash Grey	per pound	0.77-1.29	204	1.07		0.77	46	0.77					
Squash Yellow Crookneck/Straightneck	per pound	0.89-1.99	359	1.27		0.50-1.99	211	0.58		0.99-1.99	325	1.95	
Squash Zucchini	per pound	0.89-1.99	420	1.23		0.59-1.99	73	0.96		0.99-1.99	325	1.95	
Sweet Potatoes	per pound	0.87-1.29	216	1.09									
Tomatoes	per pound	0.99-1.99	145	1.69		0.79-1.28	146	0.88		0.99-1.98	65	1.36	
Tomatoes Vine Ripes-Greenhouse	per pound	0.97-1.48	349	1.03						1.29	18	1.29	
Tomatoes Vine Ripes, On The Vine-Greenhouse	per pound	0.98-2.68	639	1.60		0.79-2.99	298	2.17		0.79-1.99	338	1.66	
Tomatoes, Grape Type	1 pint package	1.50-2.49	132	2.41		1.50	2	1.50		1.25	11	1.25	
Tomatoes, Grape Type	10 oz package	1.49-2.50	376	2.33		2.00-3.49	125	2.87		1.50-3.49	81	2.18	
Tomatoes, Plum Type Roma	per pound	0.57-1.19	693	0.90		0.49-1.69	441	0.90		0.88-1.49	28	1.04	
Tomatillos	per pound	0.69-0.98	151	0.78		0.25-0.99	162	0.75		0.99	17	0.99	
Vegetables Other Cactus Leaf (Nopales)	each	0.69	65	0.69									
<b>VEGETABLES - ORGANIC</b>													
Asparagus Green	per pound					5.99	5	5.99		4.99	79	4.99	
Broccoli	per bunch					2.99	358	2.99					
Brussels Sprouts	per pound	3.98	9	3.98									
Cabbage Round Green Type	per pound									1.49	23	1.49	
Carrots	per pound	1.69	92	1.69		1.69	23	1.69		1.69	26	1.69	
Carrots	2 lb bag	2.48	107	2.48		2.48	184	2.48					

Wtd Avg - Simple weighted average



Commodity Variety	Unit	SOUTH CENTRAL U.S.				SOUTHWEST U.S.				NORTHWEST U.S.			
		Price Range	Stores with Ads	Wtd Avg Price	% Marked Local	Price Range	Stores with Ads	Wtd Avg Price	% Marked Local	Price Range	Stores with Ads	Wtd Avg Price	% Marked Local
Carrots	per bunch									1.49-2.48	111	2.26	
Carrots Baby Peeled	1 lb bag	1.79-2.00	98	1.98		1.50-2.00	229	1.98		2.50	6	2.50	
Carrots Baby Peeled	2 lb bag									2.99	131	2.99	
Celery	each	1.99	27	1.99									
Cilantro	per bunch					0.99	53	0.99					
Cucumbers	each									0.98	21	0.98	
Cucumbers Long Seedless-Greenhouse	each	2.00	107	2.00		2.00	184	2.00					
Greens Collard	per bunch					1.99	11	1.99		2.50	11	2.50	
Greens Kale	per bunch	2.00	9	2.00		1.67-2.29	31	1.89					
Greens Mustard	per bunch									2.50	11	2.50	
Lettuce, Other Green Leaf	each	1.79	92	1.79		1.79-2.00	55	1.91		1.79	26	1.79	
Lettuce, Other Red Leaf	each					2.00	32	2.00					
Lettuce, Romaine Hearts	3 count package	3.69	34	3.69									
Mushrooms White	8 oz package									3.49	287	3.49	
Onions Green	per bunch					0.69	53	0.69					
Peppers, Bell Type Orange	each	2.00	95	2.00									
Peppers, Bell Type Red	each	2.00	95	2.00									
Peppers, Bell Type Yellow	each	2.00	95	2.00									
Salad Mixed Types	1 lb bag					5.00	392	5.00		4.98	17	4.98	
Salad Mixed Types	5 - 9 oz package	3.00-3.99	282	3.35		3.49-3.99	39	3.66		5.00	131	5.00	
Spinach Flat, Baby Type	5 - 6 oz package									3.99	7	3.99	
Squash Zucchini	per pound	1.65	274	1.65		1.69-2.29	103	2.24					
Sweet Potatoes	per pound	1.99	42	1.99									
Tomatoes	per pound	2.59	92	2.59		2.59-3.99	50	3.35		2.59	26	2.59	
Tomatoes Vine Ripe - Heirloom Varieties-Greenhouse	per pound					2.49	73	2.49					
Tomatoes Vine Ripes, On The Vine-Greenhouse	per pound					2.29-2.99	79	2.52		1.98-2.99	48	2.55	
Tomatoes, Grape Type	1 pint package					2.99	8	2.99		2.50	17	2.50	
Tomatoes, Grape Type	10 oz package	2.99	5	2.99		2.00-2.49	264	2.48		2.00	17	2.00	
<b>OTHER SPECIALTY CROPS ITEMS</b>													
Hemp Seeds-Shelled	8 oz package	7.99	75	7.99		7.99-8.99	304	8.61		7.99	22	7.99	

Wtd Avg - Simple weighted average



Commodity Variety	Unit	SOUTH CENTRAL U.S.				SOUTHWEST U.S.				NORTHWEST U.S.			
		Price Range	Stores with Ads	Wtd Avg Price	% Marked Local	Price Range	Stores with Ads	Wtd Avg Price	% Marked Local	Price Range	Stores with Ads	Wtd Avg Price	% Marked Local
<b>OTHER SPECIALTY CROPS ITEMS - ORGANIC</b>													
Hemp (Seeds) Oil	4 oz	6.39	92	6.39		6.39	23	6.39		6.39	26	6.39	
<b>SEASONAL ITEMS</b>													
Rose, Hybrid Tea	bunched 12s	12.88-20.00	535	15.95		12.99-15.99	785	15.19		9.98-24.99	726	14.63	
Tulips	bunched 10s	6.99-10.99	481	9.46		4.49-8.99	955	8.37		8.99	131	8.99	

Commodity Variety	Unit	ALASKA U.S.				HAWAII U.S.			
		Price Range	Stores with Ads	Wtd Avg Price	% Marked Local	Price Range	Stores with Ads	Wtd Avg Price	% Marked Local
<b>FRUITS</b>									
Apples Fuji	per pound	1.79-2.69	3	2.09		1.39	4	1.39	
Apples Fuji	3 lb bag					4.99	7	4.99	
Apples Gala	per pound	1.78	3	1.78					
Apples Gala	3 lb bag	4.49	2	4.49					
Apples Honeycrisp	per pound	2.99	9	2.99					
Apples, Processed Juice	64 oz (1/2 gallon)	3.49-4.79	22	4.27					
Apples, Processed Juice Marked Cider	64 oz (1/2 gallon)	3.49	2	3.49					
Bananas	per pound	1.29	2	1.29		1.19	3	1.19	
Blueberries	6 oz package	2.99-3.98	5	3.58					
Blueberries	18 oz package	4.99	11	4.99					
Cantaloups	each	4.50	11	4.50		2.39	23	2.39	
Cantaloups	per pound	1.29-1.59	8	1.49					
Cherries Red Varieties	per pound					8.99	23	8.99	
Fruit, Other Apple Pears	per pound					3.29	33	3.29	
Grapefruit Red	each	1.25	3	1.25		1.89	7	1.89	
Grapefruit Red	per pound	1.99	11	1.99					
Grapes Red Globe	per pound	3.99	9	3.99		3.49	7	3.49	
Grapes Red Seedless	per pound	3.69-3.78	4	3.76		2.59-5.39	26	5.07	

Wtd Avg - Simple weighted average



Commodity Variety	Unit	ALASKA U.S.				HAWAII U.S.			
		Price Range	Stores with Ads	Wtd Avg Price	% Marked Local	Price Range	Stores with Ads	Wtd Avg Price	% Marked Local
Grapes White Seedless Type	per pound	3.69-3.99	13	3.92		5.39	23	5.39	
Honeydews	per pound	1.49	2	1.49		1.69	3	1.69	
Kiwifruit Hayward	each					0.79	23	0.79	
Lemons	each	0.79	2	0.79					
Mangoes	each	1.99	1	1.99		3.33	4	3.33	
Mangoes	per pound					3.99	23	3.99	
Misc Berries Blackberries	5.6 - 6 oz package	3.98	3	3.98					
Oranges Navel	per pound	1.59-2.49	56	2.21		1.49-2.69	79	1.98	
Pineapples	each	4.50-5.68	15	5.10					
Pineapples	per pound					1.49	23	1.49	
Raspberries Red	6 oz package	3.98	3	3.98					
Strawberries	1 lb package	4.50-6.49	3	5.16		3.99	23	3.99	
Strawberries	2 lb package	7.99	11	7.99					
Tangerines	2 lb bag					4.69	3	4.69	
Watermelons Red Flesh Seeded Type	per pound					0.99	23	0.99	100
Watermelons Red Flesh Seedless Type	each	10.99	2	10.99					
Watermelons Red Flesh Seedless Type	per pound	0.99-1.48	4	1.36		0.99	37	0.99	
<b>FRUITS - ORGANIC</b>									
Apples Fuji	per pound					3.05	4	3.05	
Apples Honeycrisp	per pound	4.69	1	4.69					
Avocados Hass	each					3.33	4	3.33	
Cantaloups	each					4.20	4	4.20	
Kiwifruit Hayward	1 lb bag	4.99	28	4.99					
Mangoes	each	2.78	3	2.78					
Oranges Navel	per pound	1.68	3	1.68					
Pears Bosc	per pound					2.39	4	2.39	
Pears D'Anjou	per pound					2.39	4	2.39	
Raspberries Red	6 oz package					5.49	23	5.49	
Strawberries	1 lb package					5.32-6.99	27	6.74	

Wtd Avg - Simple weighted average



Commodity Variety	Unit	ALASKA U.S.				HAWAII U.S.			
		Price Range	Stores with Ads	Wtd Avg Price	% Marked Local	Price Range	Stores with Ads	Wtd Avg Price	% Marked Local
<b>ONIONS AND POTATOES</b>									
Onions, Dry Red	per pound					1.69	7	1.69	
Onions, Dry Yellow	3 lb bag	2.49	2	2.49		2.29	3	2.29	
Onions, Dry Yellow Marked Sweet	per pound	1.28-1.79	16	1.63		2.49	23	2.49	100
Potatoes Round Red	per pound	1.38-1.49	5	1.42		1.49	7	1.49	
Potatoes Round Red	5 lb bag	5.98	3	5.98					
Potatoes Russet	5 lb bag	3.99	11	3.99					
Potatoes Yellow Type	per pound	1.38-1.49	5	1.42					
Potatoes Yellow Type	5 lb bag	5.98	3	5.98					
<b>ONIONS AND POTATOES - ORGANIC</b>									
Onions, Dry Yellow	2 lb bag	2.59	1	2.59					
Potatoes Round Red	3 lb bag	5.49	11	5.49					
Potatoes Russet	3 lb bag	5.49	11	5.49					
Potatoes Yellow Type	3 lb bag	5.49	11	5.49					
<b>VEGETABLES</b>									
Asparagus Green	per pound	2.99-4.49	12	3.23		4.99-5.99	56	5.58	
Broccoli	per bunch					3.00	4	3.00	
Broccoli Baby Hybrid Type	per bunch					3.50	23	3.50	
Broccoli Crown Cut	per pound	2.99	9	2.99		2.29	3	2.29	
Brussels Sprouts	per pound	2.49	2	2.49					
Beets	per pound					1.89	7	1.89	
Cabbage Round Green Type	per pound					1.29-1.49	56	1.37	
Carrots	1 lb bag					1.19	33	1.19	
Carrots Baby Peeled	2 lb bag	3.99	28	3.99					
Cauliflower	per pound	2.49	11	2.49					
Celery	per pound	2.39	1	2.39					
Corn-Sweet	each	1.25-1.50	13	1.46		0.50	23	0.50	
Cucumbers	each	1.00	1	1.00					
Cucumbers	per pound	1.68	3	1.68		1.49	3	1.49	
Cucumbers Long Seedless-	each					2.00	4	2.00	

Wtd Avg - Simple weighted average





Commodity Variety	Unit	ALASKA U.S.				HAWAII U.S.			
		Price Range	Stores with Ads	Wtd Avg Price	% Marked Local	Price Range	Stores with Ads	Wtd Avg Price	% Marked Local
Greenhouse									
Greens Kale	per bunch	1.99	2	1.99					
Lettuce, Iceberg	each	3.99	1	3.99		2.69	4	2.69	
Lettuce, Romaine	each	2.50	3	2.50					
Lettuce, Romaine	per pound	2.18	3	2.18					
Lettuce, Romaine Hearts	3 count package	3.49	2	3.49					
Mushrooms White	8 oz package	2.49	2	2.49					
Onions Green	per bunch	0.89	9	0.89					
Peppers, Bell Type Green	per pound					2.49	23	2.49	100
Peppers, Bell Type Green	each	1.20	3	1.20					
Peppers, Bell Type Orange	per pound	2.68-3.29	4	2.83		3.72	4	3.72	
Peppers, Bell Type Orange-Greenhouse	each	1.69	2	1.69					
Peppers, Bell Type Red	per pound	2.68-3.29	4	2.83		3.72	4	3.72	
Peppers, Bell Type Red-Greenhouse	each	1.69	2	1.69					
Peppers, Bell Type Yellow	per pound	2.68-3.29	4	2.83		3.72	4	3.72	
Peppers, Bell Type Yellow-Greenhouse	each	1.69	2	1.69					
Peppers, Other Mixed Mini Sweet Types	1 lb package	3.98	3	3.98					
Spinach	per bunch					2.99	33	2.99	
Spinach Flat, Baby Type	10 oz package	3.49	28	3.49					
Squash Zucchini	per pound					2.19	7	2.19	
Tomatoes	per pound	1.79	2	1.79		2.39	3	2.39	
Tomatoes Vine Ripes, On The Vine-Greenhouse	per pound	1.69-2.49	30	2.44		2.59-2.69	27	2.68	
Tomatoes, Grape Type	1 pint package	2.29	1	2.29					
Tomatoes, Grape Type	10 oz package	1.78	3	1.78					
Tomatoes, Plum Type Roma	per pound	1.69	2	1.69		2.49	23	2.49	100
<b>VEGETABLES - ORGANIC</b>									
Broccoli	per bunch					3.99	23	3.99	
Carrots Baby Peeled	1 lb bag					2.79	7	2.79	
Cucumbers	each	1.50	3	1.50					
Greens Kale	per bunch	2.99	1	2.99					
Mushrooms	8 oz	3.89	11	3.89					

Wtd Avg - Simple weighted average



Commodity Variety	Unit	ALASKA U.S.				HAWAII U.S.			
		Price Range	Stores with Ads	Wtd Avg Price	% Marked Local	Price Range	Stores with Ads	Wtd Avg Price	% Marked Local
White	package								
Salad Mixed Types	1 lb bag	6.00	11	6.00					
Salad Mixed Types	5 - 9 oz package					4.59	4	4.59	
<b>OTHER SPECIALTY CROPS ITEMS</b>									
Hemp Protein	12 oz package					11.99	33	11.99	
Hemp Seeds-Shelled	8 oz package	11.99	11	11.99		9.69	4	9.69	
<b>SEASONAL ITEMS</b>									
Rose, Hybrid Tea	bunched 12s	19.99	11	19.99		18.99	23	18.99	
Tulips	bunched 10s					9.99	23	9.99	

**REGIONAL DEFINITIONS**

As used in this report, regions include the following states:

NORTHEAST U.S.	Connecticut, Delaware, Massachusetts, Maryland, Maine, New Hampshire, New Jersey, New York, Pennsylvania, Rhode Island and Vermont
SOUTHEAST U.S.	Alabama, Florida, Georgia, Mississippi, North Carolina, South Carolina, Tennessee, Virginia and West Virginia
MIDWEST U.S.	Iowa, Illinois, Indiana, Kentucky, Michigan, Minnesota, North Dakota, Nebraska, Ohio, South Dakota and Wisconsin
SOUTH CENTRAL U.S.	Arkansas, Colorado, Kansas, Louisiana, Missouri, New Mexico, Oklahoma, and Texas
SOUTHWEST U.S.	Arizona, California, Nevada and Utah
NORTHWEST U.S.	Idaho, Montana, Oregon, Washington, and Wyoming
ALASKA U.S.	Alaska
HAWAII U.S.	Hawaii