



Specialty Crops Market News Division U.S. Mexico Canada Agreement Seasonal Perishable Products Weekly Update

Agricultural Marketing Service

Issued Weekly

Friday, May 19, 2023

Update for Week of May 14-20, 2023

This report provides trend analysis of the volume and prices of Seasonal Perishable commodities. Volume represents current week and prices represent open (spot) market sales by first handlers on product of generally good quality and condition unless otherwise stated and may include promotional allowances or other incentives. The charts provide graphic representation of the volume and prices of the major commodities this week based on seasonal volume.

Memorial Day is observed every year on the last Monday in May. This U.S. national holiday honors the country's military members who died in service. Many of us will visit our loved ones in National cemeteries and memorials across the country. This day is also traditionally considered as the unofficial start of summer. In the produce industry, May 21st is celebrated as "Eat More Fruits and Vegetables Day". This is a day to remind us of the importance of fresh food, which helps us lead a healthier lifestyle. The produce industry also uses Memorial Day week as an important gauge tool to see if fruits and vegetables will have a strong start to the summer months. They promote fresh produce and other food items on the front pages of grocery stores weekly circulars around the country. Some of the popular products with consumers during the summer months are watermelons, cantaloupes, corn on the cob, zucchini, cherries, peaches and grapes. Vegetable kabobs are also growing in popularity because they are easy to make and offer consumers a healthier alternative option. This Memorial Day, whether people are grilling or going out to eat, take a few moments to honor and remember those Americans that sacrificed their lives for our nation.

Movement of asparagus from Peru imports through South Florida ports of entry is expected to remain about the same. Trading jumbo moderate, others fairly slow. Prices jumbo slightly higher, others lower. 11-pound cartons bunched green jumbo mostly 26.75-30.75, extra-large mostly 24.75-25.75, large mostly 22.00-24.00 and standard mostly 20.75-22.00. Supplies on jumbo and extra-large light. Quality and condition are reported as variable but generally good. Movement of asparagus out of Walla Walla District and Lower Yakima Valley Washington is expected about the same. Trading moderate. Prices 11-pound cartons slightly lower, others generally unchanged. 28-pound pyramid cartons bunched Washington extra fancy large and standard mostly 58.00-60.00. 11-pound cartons large and standard mostly 22.00-24.00. Shipments are moderate. Quality variable. Movement of asparagus crossings from Mexico through Arizona, California and Texas is expected to increase seasonally. Harvesting is transitioning from the Caborca region to the Obregon and Constitucion regions of Mexico. The first F.O.B. report is expected to be issued the week of May 22nd. Quality is expected to be generally good.

Movement of avocado crossings from Mexico through Texas is expected to decrease. Trading fairly slow. Prices 48s and 84s generally unchanged, others lower. Cartons 2-layer Hass 32-40s mostly 25.25-27.25, 48-60s mostly 27.25-28.25, 70s mostly 23.25-25.25 and 84s mostly 17.25-18.25. Extra services included. Avocado movement out of South District California is expected to increase. Trading fairly slow. Prices 32-48s and 70s lower, others generally unchanged. Cartons 2-layer Hass 32-36s mostly 31.25-33.25, 40-60s mostly 32.25-34.25, 70s 25.25-27.25 and 84s mostly 18.25-20.25. Extra services included.

Movement of cucumber from Mexico crossings through Texas is expected about the same. Trading moderate. Prices generally unchanged. 1 1/9-bushel cartons medium mostly 10.95-11.95, large mostly 9.95-10.95, fair quality mostly

For more information on:

- [Shipping Point Report Details](#)
- [Movement Report Details](#)
- [Generating Custom Reports](#)

For assistance please contact: jeff.main@usda.gov

[Custom Average Tool \(CAT\) Graphing tool and aggregated data source.](#)

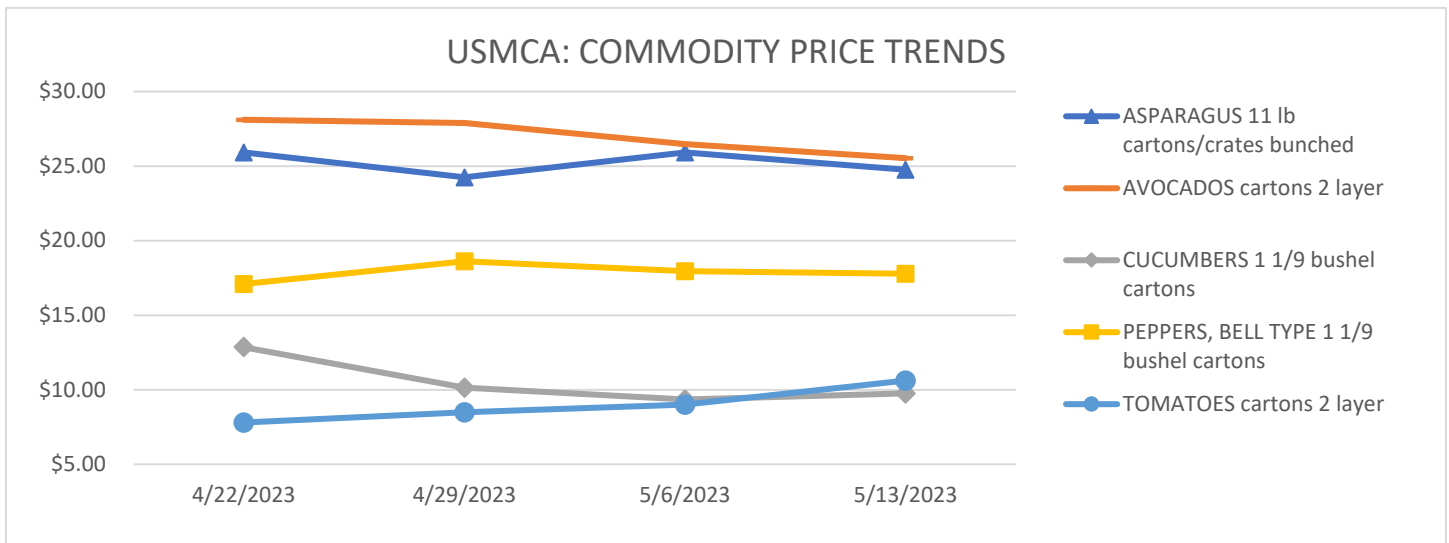
7.95-8.95 and ordinary quality mostly 5.95. Most present shipments from prior bookings and/or previous commitments. Quality variable. Cucumber movement from Mexico crossings through Nogales, Arizona is expected about the same. Trading moderate. Prices higher. 1 1/9-bushel cartons medium mostly 10.95-12.95, large 8.95-10.95, fair quality 8.95-10.95. Cartons 24s 4.95-6.95 and 36s mostly 6.95-7.95. Quality variable. Cucumber movement out of Central and South Florida is expected to decrease slightly. Trading moderate. Prices medium slightly higher, others higher. Waxed 1 1/9-bushel cartons medium mostly 12.35-14.35 and fair quality mostly 7.35-8.35. Cartons 24s mostly 5.00-6.00. Prices were higher later in the week. Includes palletizing and pre-cooling. Quality generally good. Movement of cucumber out of South Georgia is expected to increase as more shippers begin harvest as the season gets fully underway. Trading moderate. Prices 1 1/9-bushel cartons/crates medium 14.85-16.85 and fair quality 8.85-10.85. Cartons 24s 6.85-7.85. Quality generally good.

Movement of green bell peppers from Mexico crossings through Nogales, Arizona is expected about the same. Trading moderate. Prices large higher, jumbo and extra-large slightly higher, others generally unchanged. 1 1/9-bushel cartons green jumbo and extra-large mostly 20.95-22.95, large 16.95-18.95 and irregular size fair quality 10.95-12.95. Quality variable. Movement of green bell peppers from Mexico crossings through Texas is expected about the same. Trading moderate. Prices generally unchanged. 1 1/9-bushel cartons green extra-large mostly 20.95-22.95, large mostly 18.95-19.95 and medium mostly 9.95-10.95. Quality variable. Green bell peppers out of Central and South Florida movement are expected to remain about the same. Trading very active. Prices generally unchanged. 1 1/9-bushel cartons green jumbo and extra-large mostly 24.35, large mostly 20.35 and irregular sized fair quality mostly 16.35. Demand exceeds supply on jumbo and extra-large and good on irregular sized fair quality. Prices were slightly lower later in the week and demand was just moderate. Quality generally good. Green bell peppers out of Coachella Valley California movement are expected to increase seasonally. Trading extra-large active, others fairly active at slightly lower prices. Prices extra-large slightly higher, others slightly lower. 1 1/9-bushel cartons green extra-large 25.95-26.95, large mostly 20.95-22.95 and irregular sized fair quality 12.95-14.95. Quality generally good.

Tomato movement from Mexico crossings through Texas is expected about the same. Trading 4x4-4x5s and 4x4-4x5 sizes fairly active, others moderate. Prices 4x4-4x5s higher, 4x4-4x5 sizes slightly higher, others generally unchanged. Cartons 2-layer vine ripens 4x4-4x5s mostly 12.95-14.95, 5x5-5x6s mostly 7.40 and 25-pound cartons loose 4x4-4x5 sizes mostly 11.95-12.95, 5x5-5x6 sizes mostly 8.30. Supplies of 4x4-4x5s and 4x4-4x5 sizes are light. Quality generally good. Movement of tomatoes from Mexico crossings through Nogales, Arizona is expected about the same. Trading early moderate, late fairly active. Prices much higher. Cartons 2-layer vine ripens 4x4-4x5s 14.95-16.95, 5x5s 12.95-14.95 and 5x6s 10.95-12.95. Quality generally good. Tomato movement out of Central and South Florida is expected to increase. Trading active with prices higher. 25-pound cartons loose Mature Greens 85% U.S. number one or better 5x6-6x6 sizes mostly 16.95-17.00 and 6x7 size 15.00-16.95. A few shipments were delayed due to a shortage of trucks. Lighter supplies are helping the market to remain good. During the week demand remains good and prices are about steady. Extra services included. Quality generally good. Tomato movement out of Southeastern Arkansas is expected to begin within 14-17 days with light volume. Supplies are insufficient and in too few hands to establish a market. The first F.O.B. report is expected to be issued the week of June 4th. Quality is expected to be generally good. The following table provides a four-week price trend of the highest traded commodities this week.

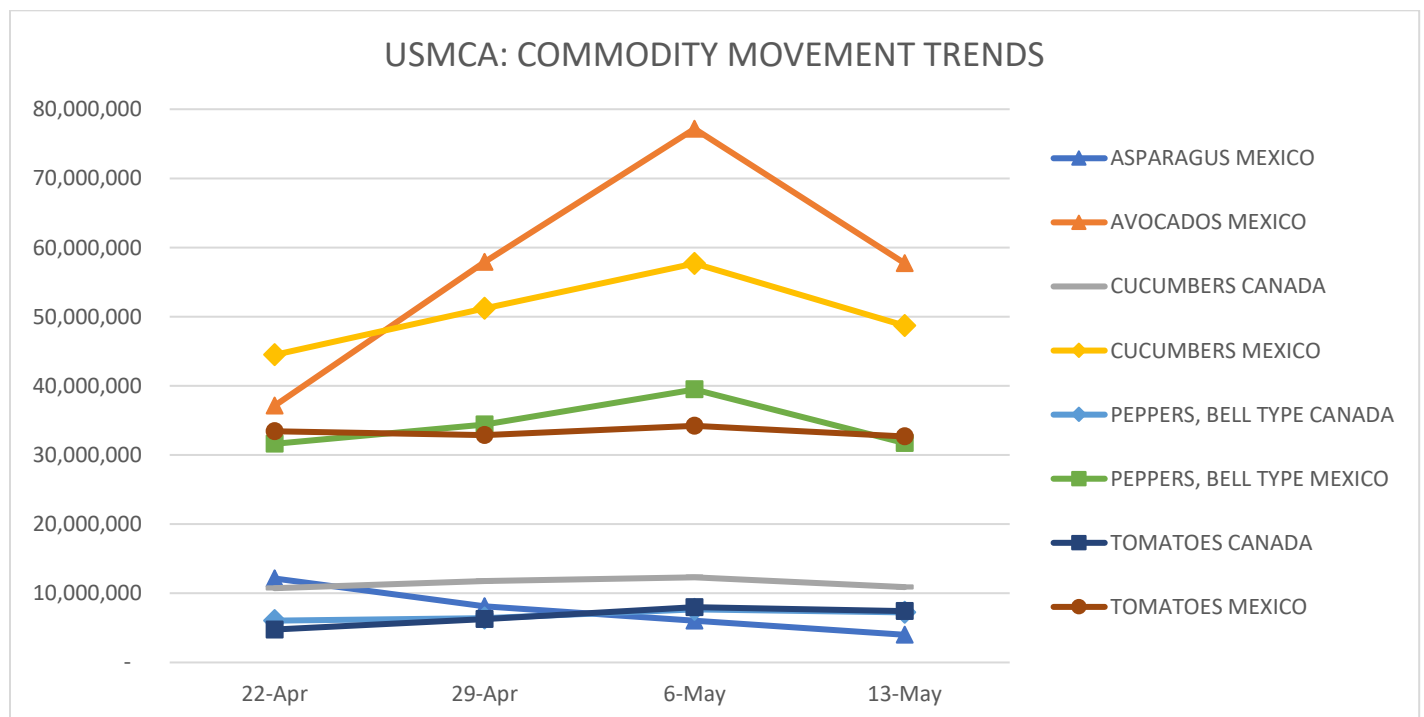
Four Week Price Trend in U.S. Dollars

Commodity	Package	4/22/2023	4/29/2023	5/6/2023	5/13/2023
ASPARAGUS	11 lb cartons/crates bunched	\$ 25.92	\$ 24.25	\$ 25.92	\$ 24.75
AVOCADOS	cartons 2 layer	\$ 28.11	\$ 27.89	\$ 26.46	\$ 25.54
CUCUMBERS	1 1/9-bushel cartons	\$ 12.85	\$ 10.15	\$ 9.35	\$ 9.75
PEPPERS, BELL TYPE	1 1/9-bushel cartons	\$ 17.09	\$ 18.62	\$ 17.95	\$ 17.78
TOMATOES	cartons 2 layer	\$ 7.81	\$ 8.50	\$ 9.00	\$ 10.62

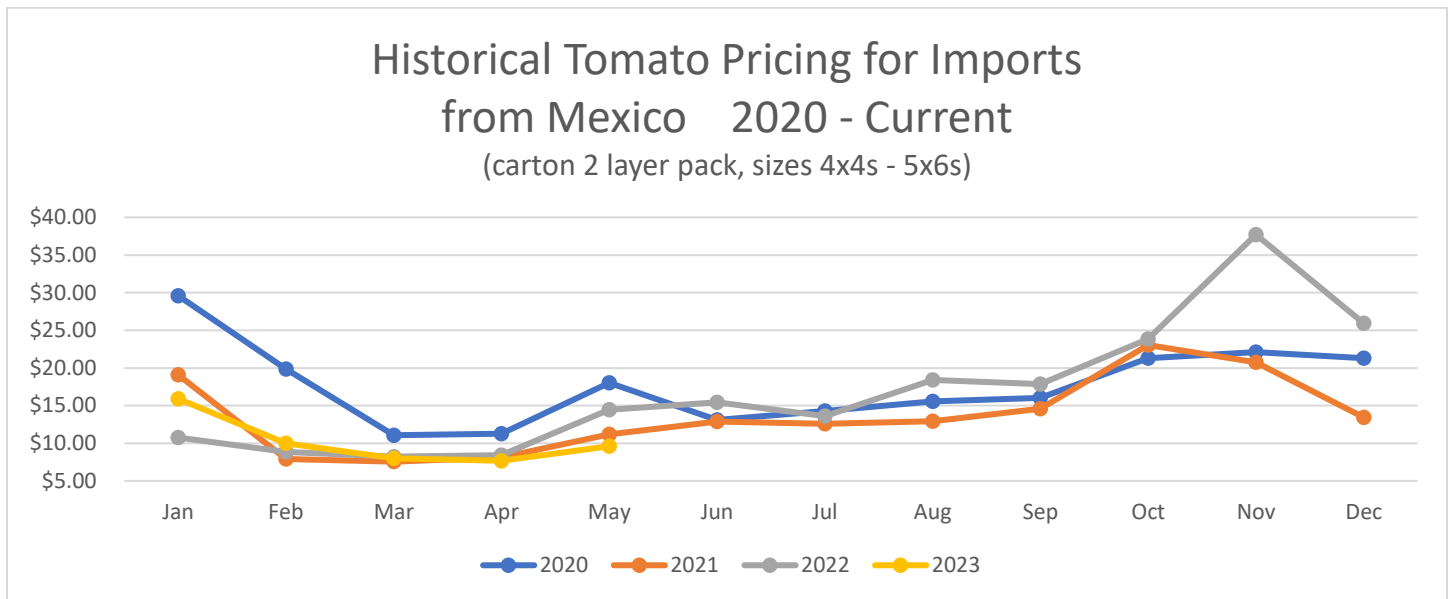


Four Week Movement in Pounds

COMMODITY	ORIGIN	22-Apr	29-Apr	6-May	13-May
ASPARAGUS	MEXICO	12,142,118	8,137,718	6,024,709	4,002,496
AVOCADOS	MEXICO	37,131,566	57,909,989	77,169,610	57,711,296
CUCUMBERS	CANADA	10,742,710	11,776,714	12,308,967	10,874,989
	MEXICO	44,481,175	51,190,198	57,692,722	48,689,679
PEPPERS, BELL TYPE	CANADA	6,048,919	6,421,497	7,671,485	7,243,447
	MEXICO	31,617,569	34,394,985	39,470,539	31,705,062
TOMATOES	CANADA	4,763,426	6,281,437	7,997,424	7,414,245
	MEXICO	33,433,088	32,853,790	34,216,364	32,679,357



The following chart, *Historical Tomato Pricing for Imports from Mexico*, is a four-year view of Mexican tomato prices at shipping point. Tomatoes are shown as they are the most consistently traded year-round. They have the highest volume of product moving between the U.S., Mexico, and Canada, along with a high level of market coverage of tomatoes by USDA Market News.



To be regarded as "seasonal and perishable," agricultural products must meet the following conditions: (1) the products are fresh or chilled products falling under the following HS2002 tariff codes: 0701, 0702, 0703, 0704, 0705, 0706, 0707, 0708, 0709, 0803, 0804, 0805, 0806, 0807, 0808, 0809, 0810; (2) the products are marketed in raw form for consumption without "further processing" ("further processing" refers to e.g. crushing, juicing, canning, or any other process that transforms the product from its raw form); and (3) the products normally are marketed within eight weeks after harvesting.

For information on the imported volume and prices of the remaining Seasonal and Perishable commodities listed below please visit: <https://www.marketnews.usda.gov/mnp/fv-home>

- Potatoes
- Tomatoes
- Onions, shallots, garlic, leeks, and other alliaceous vegetables
- Cabbages, cauliflower, kohlrabi, kale, and similar edible brassicas
- Lettuce (*Lactuca sativa*) and chicory (*Cichorium* spp.)
- Carrots, turnips, salad beets (salad beetroot), salsify, celeriac, radishes, and similar edible roots
- Cucumbers, including gherkins
- Leguminous vegetables, shelled or unshelled
- Other vegetables, fresh or chilled: asparagus, eggplants, celery, mushrooms and truffles, peppers (*Capsicum* or of the genus *Pimenta*), spinach, artichokes, olives, pumpkins, squash, and gourds
- Bananas and plantains
- Dates, figs, pineapples, avocados, guavas, mangoes, and mangosteens
- Citrus fruit
- Grapes
- Melons (including watermelons) and papayas (papaws)
- Apples, pears, and quinces
- Apricots, cherries, peaches (including nectarines), plums (including prune plums) and sloes
- Other fruit: strawberries, raspberries, blackberries, mulberries, loganberries, black, white, or red currants and gooseberries (other than kiwifruit), cranberries, blueberries, and other fruits of the genus *Vaccinium*, kiwifruit, durians, persimmons,
- Other berries; tamarinds