



Specialty Crops Market News Division

Agricultural
Marketing
Service

National Retail Report - Specialty Crops

Websites: www.marketnews.usda.gov/mnp/fv-home and <http://www.ams.usda.gov/mnreports/fvwretail.pdf>
and http://www.ams.usda.gov/mnreports/wa_lo100.txt

Volume XVII - Number 24

Issued Weekly

Friday, June 16, 2023

Advertised Prices for Specialty Crops at Major Retail Supermarket Outlets ending during the period of 06/10 to 06/22^{1,2}

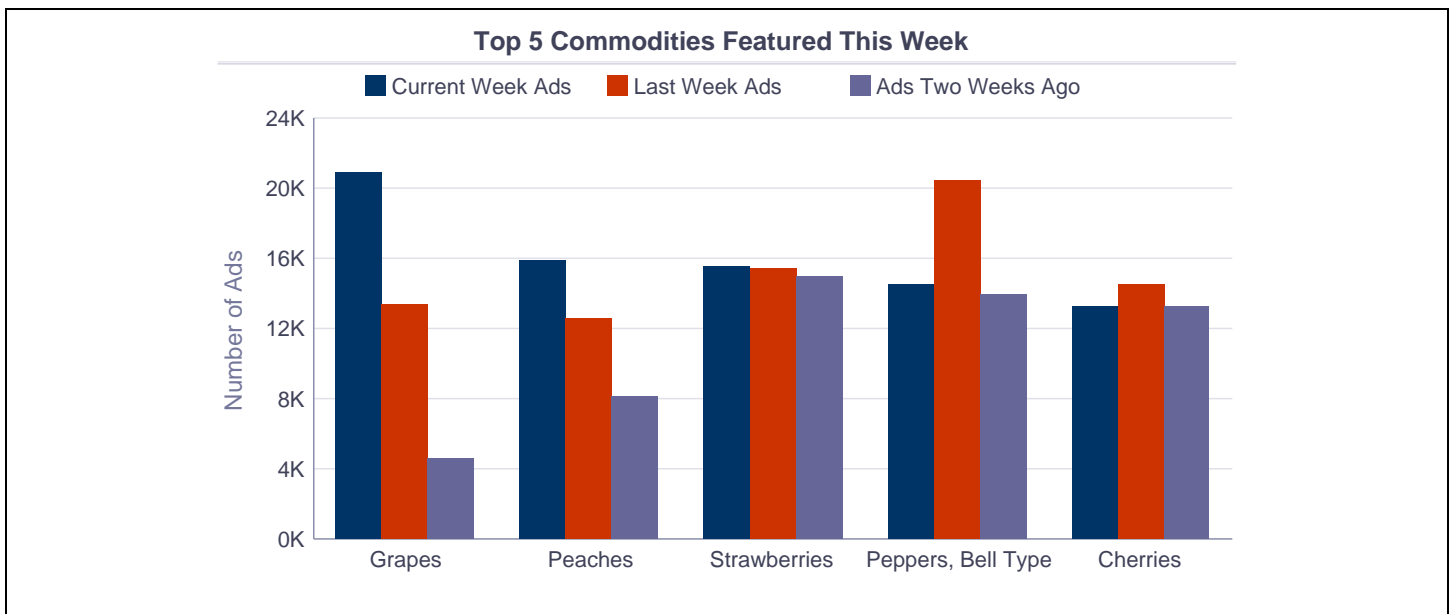
Dads and Grads

Retailers focused on graduation and Fathers' Day celebrations this week by offering a wide array of festive produce favorites. Avocados, sweet onions, jalapenos, and tomatoes were popular for guacamole and salsa. Stores offered convenience items like trays of burger fixings containing lettuce, onions, and tomatoes and ready-made kabobs featuring zucchini, pineapple, mushrooms, and peppers. Watermelons, grapes, cantaloupes, peaches, and cherries offered sweet summertime flavor for desserts or fruit salads. Bakeries and floral sections featured themed items for both occasions.

Total ad numbers this week were 289,655, a 1% increase from last week's total of 287,305. The total for the same week last year was 1% higher than for this year. The total number of ads broken out by commodity groups: fruit 164,441 (57% of all ads), onions and potatoes 14,721 (5%), vegetables 104,005 (36%), herbs 792, ornamentals 418, and hemp 5,278. The number of ads for organic produce was 40,087, 14% of total ads.

The following are the prices of major advertised items (3,000 plus ads) this week, compared to the same week last year. Significant increases in price for fruit this week included seedless grapes (white at 36%, red at 15%), blackberries at 19%, raspberries at 13%, and yellow peaches at 12%. Significant decreases included avocados at 20%, red cherries at 18%, and white peaches at 14%. There were no significant changes in price for onions and potatoes this week. Significant increases in price for vegetables this week included long seedless cucumbers at 22% and green bell peppers at 19%. Significant decreases included 10-12 oz. packaged salad at 14% and on-the-vine tomatoes at 12%.

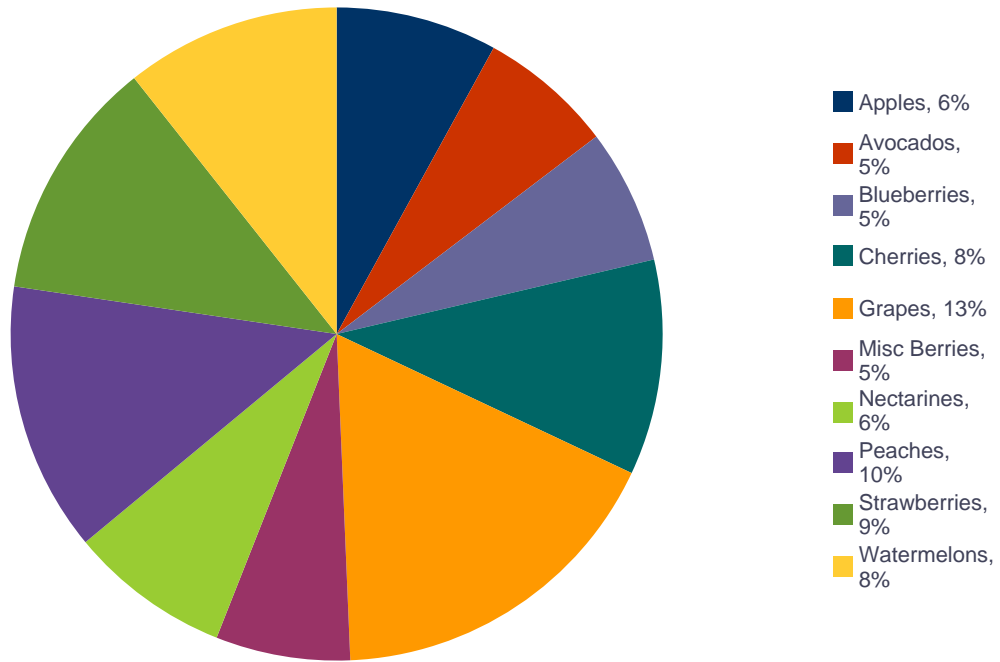
For more detailed information on organic and locally grown produce visit the National Retail--Local and Organic Report at: http://www.ams.usda.gov/mnreports/wa_lo100.txt



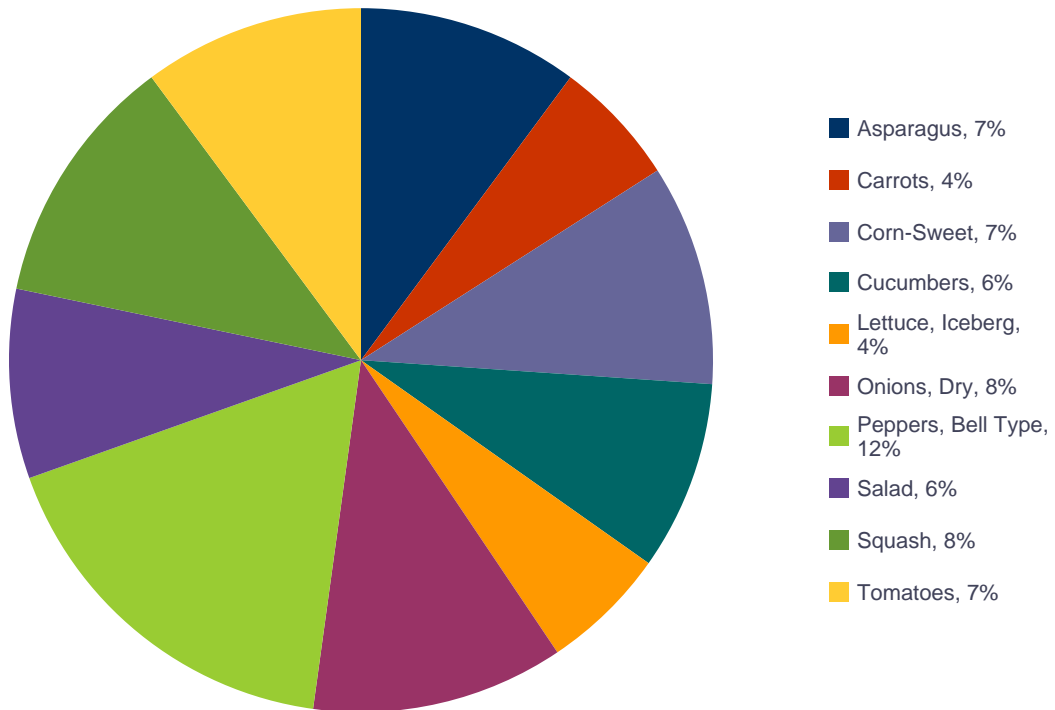
1 - Specialty Crops Market News surveys over 400 retailers, comprising over 30,300 individual stores, with online weekly advertised features.

2 - Date range reflects one week of data collection ending on the report date and encompasses ad pricing good from the Saturday before the report release date through the following Friday.

Top 10 Fruits as Percentage of Total Fruit Ads



Top 10 Vegetables as Percentage of Total Vegetable Ads Including Onions and Potatoes





NATIONAL SUMMARY

(not including AK & HI)

FRUITS								
Commodity	Variety	Unit	THIS WEEK		LAST WEEK		LAST YEAR	
			Stores With Ads	Wtd Avg Price	Stores With Ads	Wtd Avg Price	Stores With Ads	Wtd Avg Price
Apples	Braeburn	per pound	23	1.29	71	0.97	34	1.42
Apples	Fuji	per pound	1,828	1.84	2,068	1.37	257	1.13
Apples	Fuji	3 lb bag	113	5.87	184	3.35		
Apples	Gala	per pound	878	1.41	1,449	1.67	93	1.44
Apples	Gala	3 lb bag	113	5.87	120	3.97	64	3.99
Apples	Gala	2 lb bag	45	3.41	12	2.00	8	2.99
Apples	Golden Delicious	3 lb bag	38	3.99	30	4.56		
Apples	Golden Delicious	5 lb bag	7	3.99			40	3.99
Apples	Golden Delicious	2 lb bag	25	3.98	12	2.00		
Apples	Granny Smith	per pound	241	1.68	166	1.86	154	1.42
Apples	Honeycrisp	per pound	487	2.78	2,049	2.15	1,567	2.65
Apples	Honeycrisp	3 lb bag	1,542	6.92			407	6.99
Apples	Jonagold	per pound	130	1.48				
Apples	Mcintosh	3 lb bag	116	2.65	20	3.48		
Apples	Pink Lady/Cripps Pink	per pound	352	1.21	1,755	1.27	247	1.71
Apples	Pink Lady/Cripps Pink	3 lb bag	106	5.99	395	4.99	516	4.99
Apples	Red Delicious	per pound	36	1.20	255	1.63	85	1.19
Apples	Red Delicious	3 lb bag	183	5.02	68	4.05		
Apples	Red Delicious	5 lb bag	46	5.88				
Apples	Red Delicious	2 lb bag	37	3.43	12	2.00		
Apples, Processed	Juice	64 oz (1/2 gallon)	2,824	2.66	3,162	2.75	3,499	2.53
Apples, Processed	Juice	96 oz (3/4 gallon)	15	4.99				
Apples, Processed	Juice	128 oz (1 gallon)	62	6.41	155	5.19	220	5.79
Apples, Processed	Juice Marked Cider	64 oz (1/2 gallon)	428	3.16	39	2.17	17	2.50
Apricots		per pound	1,363	4.13	2,546	3.81	699	3.77
Avocados	Hass	each	7,016	1.31	8,967	1.15	3,817	1.63
Bananas		per pound	231	0.56	537	0.52	348	0.49
Blueberries		6 oz package	1,779	3.28	1,973	2.43	1,011	3.15
Blueberries		1 pint package	2,990	2.88	3,113	2.96	2,351	2.94
Blueberries		18 oz package	2,205	5.06	978	4.66	2,367	5.40
Cantaloups		each	3,149	3.32	7,949	2.78	5,067	3.00

Wtd Avg - Simple weighted average



National Retail Report - Specialty Crops Vol XVII - No. 24
Friday, June 16, 2023 - Page 4

Cantaloups		per pound	356	0.74	462	0.82	736	0.63
Cherries	Rainier	per pound	677	7.16	2,329	7.01		
Cherries	Red Varieties	per pound	12,378	4.30	12,011	4.79	2,730	5.23
Clementines		3 lb bag	243	5.78	700	4.69	356	5.80
Fruit, Other	Apple Pears	per pound	40	1.99				
Fruit, Other	Cactus Pears	per pound	9	0.99			10	0.99
Grapefruit	Red	each	130	1.93	462	1.35	68	1.00
Grapefruit	Red	per pound	7	0.25	16	1.25		
Grapes	Black Seedless	per pound	1,385	2.79	629	1.96	3,492	2.24
Grapes	Red Globe	per pound	972	1.29			12	1.99
Grapes	Red Seedless	per pound	5,545	2.43	2,680	2.84	9,498	2.12
Grapes	White Seedless Type	per pound	5,109	2.68	6,987	2.16	10,961	1.97
Honeydews		each	615	3.65	367	3.97	624	3.68
Honeydews		per pound	169	0.69	9	0.88	387	0.86
Kiwifruit	Hayward	each	72	0.65	336	0.68	368	0.58
Lemons		each	1,350	0.58	1,480	0.67	1,273	0.59
Lemons		per pound	107	0.83	179	0.65	143	0.84
Lemons		2 lb bag	3,719	3.38	867	3.51	2,214	3.15
Limes		each	2,408	0.40	1,327	0.32	3,289	0.34
Limes		per pound	266	0.82	272	0.77	210	0.62
Mangoes		each	5,863	1.01	7,633	1.03	4,942	1.08
Misc Berries	Blackberries	5.6 - 6 oz package	5,540	3.18	7,614	2.29	4,410	2.59
Misc Citrus	Satsuma	3 lb bag	40	6.99	452	3.99		
Nectarines	Various White Flesh Varieties	per pound	2,622	2.30	1,982	3.05	3,395	2.77
Nectarines	Various Yellow Flesh Varieties	per pound	6,185	2.66	6,194	3.04	7,568	2.49
Oranges	Navel	each	772	1.02	504	0.85	236	0.87
Oranges	Navel	per pound	167	1.38	1,950	1.44	295	1.63
Oranges	Navel	3 lb bag	115	4.97	498	5.36	65	4.89
Oranges	Navel	4 lb bag	354	5.00	170	4.38		
Oranges	Valencia	per pound	64	0.98	54	0.99	30	0.79
Papaya	Maradol/Tainung Types	per pound	259	1.07	339	0.96	603	1.00
Papaya	Solo Type	per pound	38	1.37	14	0.99	70	1.26
Peaches	Various White Flesh Varieties	per pound	4,205	2.29	3,350	3.01	4,357	2.68
Peaches	Various Yellow Flesh Varieties	per pound	10,163	2.45	8,256	2.87	10,427	2.18
Pears	Bartlett	per pound	437	1.78	760	1.68	1,704	1.73
Pears	Bartlett	3 lb bag	7	0.99				
Pears	Bosc	per pound	7	1.99	52	1.79	4	2.29
Pears	D'Anjou	per pound	497	1.83	533	1.70	72	1.43

Wtd Avg - Simple weighted average



Pineapples		each	4,822	2.62	2,979	2.94	4,403	2.78
Pineapples		per pound	357	0.81	196	0.69	177	0.73
Plums		per pound	543	2.90	243	2.81	3,389	2.57
Plums	Interspecific Type	per pound	175	2.99	5	2.99	764	2.94
Pomegranates		each	58	5.71			31	4.31
Raspberries	Red	6 oz package	4,513	3.37	4,195	3.00	2,595	2.99
Strawberries		1 lb package	10,559	2.71	7,165	2.72	7,574	2.74
Strawberries		2 lb package	2,229	4.81	3,067	4.89	2,062	4.34
Tangerines		per pound	9	1.99			21	1.37
Tangerines		3 lb bag	832	5.64	156	4.43	699	5.90
Watermelons	Red Flesh Seeded Type	each	638	6.28	35	5.50	388	5.88
Watermelons	Red Flesh Seeded Type	per pound	55	0.50	55	0.50	102	0.32
Watermelons	Red Flesh Seedless Miniature	each	2,489	4.36	2,784	3.49	1,837	3.60
Watermelons	Red Flesh Seedless Miniature	per pound	27	0.99	11	0.99	26	0.79
Watermelons	Red Flesh Seedless Type	each	8,034	5.04	2,810	5.47	7,884	5.45
Watermelons	Red Flesh Seedless Type	per pound	970	0.50	578	0.62	963	0.63
ORGANIC								
Apples	Fuji	per pound	130	2.93	377	1.08	1,153	2.48
Apples	Fuji	2 lb bag	1,609	4.97	1,741	4.96	18	4.98
Apples	Gala	per pound	53	1.69	360	2.72	108	2.02
Apples	Gala	2 lb bag	1,633	4.97	1,802	4.93		
Apples	Granny Smith	per pound	142	2.89	95	2.99	51	2.06
Apples	Red Delicious	per pound	38	1.99				
Apples, Processed	Juice	64 oz (1/2 gallon)	254	3.18	192	3.75	116	3.29
Apricots		per pound	108	3.88	264	4.10	146	3.99
Avocados	Hass	each	1,390	2.03	1,226	1.63	728	2.08
Bananas		per pound	757	0.78	843	0.76	913	0.82
Blueberries		6 oz package	465	4.06	655	3.94	1,842	3.91
Blueberries		1 pint package	459	3.84	531	4.24	542	4.57
Cantaloups		each	16	4.99	503	3.91	330	4.21
Cantaloups		per pound	46	1.01	46	1.32	12	0.99
Cherries	Red Varieties	per pound	107	5.98	81	8.39		
Grapes	Black Seedless	per pound	739	3.28			1,002	2.89
Grapes	Red Seedless	per pound	3,344	3.22	1,336	3.59	3,900	3.07
Grapes	White Seedless Type	per pound	3,683	3.21	1,731	3.79	3,906	3.06
Lemons		per pound	8	1.99	8	1.99		
Lemons		2 lb bag	190	5.99	571	4.32	288	4.88
Limes		each	187	0.50				



Mangoes		each	237	1.43	219	1.51	259	1.96
Misc Berries	Blackberries	5.6 - 6 oz package	1,984	3.68	747	4.16	2,371	3.07
Nectarines	Various White Flesh Varieties	per pound	8	4.99	80	3.57	647	2.94
Nectarines	Various Yellow Flesh Varieties	per pound	1,541	3.47	54	4.07	1,825	3.22
Oranges	Navel	per pound	6	1.69	20	1.98	1	1.69
Oranges	Valencia	4 lb bag	24	7.99			52	6.82
Peaches	Various White Flesh Varieties	per pound	24	4.99	422	3.69	723	3.01
Peaches	Various Yellow Flesh Varieties	per pound	1,335	3.50	523	3.62	1,904	3.35
Pears	Bartlett	per pound	9	1.99	9	1.99		
Pears	D'Anjou	per pound	45	1.62	26	1.84	46	2.07
Plums		per pound	74	2.88			77	3.76
Raspberries	Red	6 oz package	2,249	3.85	863	3.96	889	3.73
Strawberries		1 lb package	2,639	4.24	5,048	4.37	3,670	3.73
Strawberries		2 lb package	100	6.99	100	4.99	114	6.18
Tangerines		2 lb bag	22	4.49			78	4.99
Watermelons	Red Flesh Seedless Miniature	each	483	4.84	22	2.50	66	4.99
Watermelons	Red Flesh Seedless Type	each	16	5.99			1,135	5.99
Watermelons	Red Flesh Seedless Type	per pound	5	0.89	32	0.87	11	0.89

ONIONS AND POTATOES

Commodity	Variety	Unit	THIS WEEK		LAST WEEK		LAST YEAR	
			Stores With Ads	Wtd Avg Price	Stores With Ads	Wtd Avg Price	Stores With Ads	Wtd Avg Price
Onions, Dry	Red	per pound	442	1.23	675	1.07	355	1.54
Onions, Dry	Red	2 lb bag	163	2.33	108	2.63	37	3.28
Onions, Dry	Red	3 lb bag	74	4.99	74	4.99		
Onions, Dry	White	per pound	1,948	1.07	1,206	0.92	596	0.71
Onions, Dry	White	2 lb bag	59	2.99	7	1.79		
Onions, Dry	Yellow	per pound	342	0.90	511	1.17	1,396	0.98
Onions, Dry	Yellow	2 lb bag	561	1.42	223	1.75	178	1.84
Onions, Dry	Yellow	3 lb bag	261	2.55	2,718	2.30	238	2.63
Onions, Dry	Yellow Marked Sweet	per pound	3,001	1.23	3,495	1.18	2,887	1.19
Onions, Dry	Yellow Marked Sweet	2 lb bag	596	1.65	517	2.73	251	2.85
Onions, Dry	Yellow Marked Sweet	3 lb bag	1,156	3.21	854	3.29	1,183	3.46
Onions, Dry	Yellow Marked Sweet	5 lb bag	170	5.10	192	4.75	794	4.89
Potatoes	Round Red	per pound	239	1.13	529	1.29	693	1.10
Potatoes	Round Red	3 lb bag	428	2.94	296	5.09	235	4.75
Potatoes	Round Red	5 lb bag	456	4.68	1,681	3.51	1,817	3.65

Wtd Avg - Simple weighted average



Potatoes	Round White	per pound	9	1.49	65	1.39	97	0.84
Potatoes	Round White	3 lb bag	19	3.00	19	3.00		
Potatoes	Russet	per pound	1,833	1.06	436	1.29	1,420	0.99
Potatoes	Russet	3 lb bag	84	2.68	22	2.81	58	2.51
Potatoes	Russet	5 lb bag	1,026	3.67	2,942	2.76	2,978	2.71
Potatoes	Russet	10 lb bag	31	4.54	358	4.99	293	3.66
Potatoes	Russet	8 lb bag	81	4.48	242	4.87	600	4.79
Potatoes	Yellow Type	per pound	29	2.30	484	1.35	35	1.06
Potatoes	Yellow Type	3 lb bag	174	2.89	430	4.26	19	2.63
Potatoes	Yellow Type	5 lb bag	290	5.45	408	4.56	360	4.60
Potatoes	Yellow Type	8 lb bag	8	3.98				

ORGANIC

Onions, Dry	Red	per pound	8	1.49	8	1.49		
Onions, Dry	Red	2 lb bag	190	3.99				
Onions, Dry	Yellow	per pound	154	1.45	128	1.45	53	1.45
Onions, Dry	Yellow	3 lb bag	228	3.99				
Onions, Dry	Yellow Marked Sweet	per pound	9	1.49	9	1.49	364	1.48
Onions, Dry	Yellow Marked Sweet	2 lb bag	347	2.99	6	2.99		
Potatoes	Round Red	3 lb bag	14	5.79				
Potatoes	Russet	per pound	154	1.79	128	1.79	130	1.49
Potatoes	Russet	3 lb bag	27	3.99	9	4.98	79	3.29
Potatoes	Yellow Type	3 lb bag	46	4.99				

VEGETABLES

Commodity	Variety	Unit	THIS WEEK		LAST WEEK		LAST YEAR	
			Stores With Ads	Wtd Avg Price	Stores With Ads	Wtd Avg Price	Stores With Ads	Wtd Avg Price
Artichokes		each	749	2.68	56	2.10	800	2.84
Asparagus	Green	per pound	7,950	2.69	6,038	2.76	7,724	2.69
Beans	Round Green Type	per pound	1,864	1.92	2,177	1.85	867	1.62
Beets		per bunch	16	2.43	17	2.46		
Bok Choy		per pound	38	1.99	20	1.64	17	1.18
Broccoli		per pound	69	0.94	165	1.00	183	0.73
Broccoli		per bunch	1,310	2.91	1,500	3.06	1,255	2.93
Broccoli	Crown Cut	per pound	1,107	1.86	2,250	1.75	3,070	1.50
Brussels Sprouts		per pound	7	2.99			424	2.50
Cabbage	Round Green Type	per pound	1,970	0.66	1,087	0.73	531	0.66
Carrots		per pound	243	0.69	118	0.69	157	0.59

Wtd Avg - Simple weighted average



Carrots		1 lb bag	102	0.96	39	1.05		
Carrots		2 lb bag	193	1.59	251	1.94	30	2.03
Carrots	Baby Peeled	1 lb bag	3,143	1.19	1,341	1.47	2,547	1.30
Carrots	Baby Peeled	2 lb bag	404	2.51	165	2.45	466	2.65
Cauliflower		each	1,810	3.05	329	2.72	1,926	2.96
Cauliflower		per pound	367	1.25	464	1.29	379	1.09
Celery		each	272	2.62	65	2.39	1,152	1.50
Celery	Hearts	each	42	2.69	33	2.83	726	2.64
Chinese Cabbage		per pound	40	0.69	53	0.87	42	1.62
Cilantro		per bunch	638	0.91	551	0.86	781	0.57
Corn-Sweet		each	7,932	0.44	4,753	0.57	7,414	0.48
Cucumbers		each	2,607	0.63	3,385	0.55	2,025	0.59
Cucumbers	Long Seedless-Greenhouse	each	4,177	1.33	3,202	1.54	2,452	1.09
Eggplant		per pound	677	1.31	696	1.35	637	1.18
Eggplant		each	465	1.18				
Garlic		per sleeve	618	1.60	478	1.43	350	1.35
Greens	Collard	per bunch	8	1.99	265	1.95	202	2.88
Greens	Collard	per pound	9	0.99	294	1.00	65	1.42
Greens	Kale	per bunch	86	1.54	265	1.95	18	1.15
Greens	Kale	per pound	9	0.99	272	1.00	9	0.99
Lettuce, Iceberg		each	3,517	1.53	1,977	1.70	2,631	1.51
Lettuce, Other	Boston	each	17	1.13	9	0.99	8	1.99
Lettuce, Other	Green Leaf	each	518	1.50	433	1.74	353	1.62
Lettuce, Other	Green Leaf	per pound	92	1.87	452	1.95	158	1.83
Lettuce, Other	Red Leaf	each	518	1.50	374	1.70	353	1.62
Lettuce, Other	Red Leaf	per pound	92	1.87	452	1.95	158	1.83
Lettuce, Romaine		each	431	1.50	444	1.67	258	1.51
Lettuce, Romaine		per pound	93	1.78	385	1.70	158	1.72
Lettuce, Romaine	Hearts	3 count package	1,212	3.13	624	3.03	2,417	3.12
Mushrooms	Portobella	per pound	37	3.94	33	3.66	12	1.99
Mushrooms	Portobella	8 oz package	163	2.90			194	1.98
Mushrooms	Portobella	6 oz package	170	3.78	45	3.77	412	3.18
Mushrooms	White	per pound	24	3.68				
Mushrooms	White	8 oz package	1,196	1.97	1,484	1.76	1,703	2.10
Onions Green		per bunch	1,374	0.79	1,048	0.76	1,259	0.64
Peppers, Bell Type	Green	per pound	919	1.54	614	1.43	705	1.65
Peppers, Bell Type	Green	each	3,669	0.86	3,277	0.74	1,708	0.73
Peppers, Bell Type	Orange	per pound	280	2.22	792	2.83	316	2.72
Peppers, Bell Type	Orange	each	2,028	1.30	4,194	1.27	2,530	1.37

Wtd Avg - Simple weighted average



Peppers, Bell Type	Orange-Greenhouse	per pound	410	2.61	36	3.62	80	3.44
Peppers, Bell Type	Orange-Greenhouse	each	470	1.03	330	1.55	228	1.07
Peppers, Bell Type	Red	per pound	434	2.33	914	2.72	860	2.54
Peppers, Bell Type	Red	each	2,170	1.31	4,400	1.25	2,549	1.37
Peppers, Bell Type	Red-Greenhouse	per pound	410	2.61	28	3.51	80	3.44
Peppers, Bell Type	Red-Greenhouse	each	470	1.03	330	1.55	228	1.07
Peppers, Bell Type	Yellow	per pound	280	2.22	852	2.77	322	2.70
Peppers, Bell Type	Yellow	each	2,012	1.30	4,211	1.27	2,545	1.37
Peppers, Bell Type	Yellow-Greenhouse	per pound	410	2.61	36	3.62	80	3.44
Peppers, Bell Type	Yellow-Greenhouse	each	470	1.03	330	1.55	228	1.07
Peppers, Other	Jalapeno	per pound	1,438	1.07	1,466	1.04	552	0.96
Peppers, Other	Mixed Mini Sweet Types	1 lb package	454	3.37	1,007	3.64	285	2.78
Peppers, Other	Serrano	per pound	14	1.16	33	1.48	102	0.99
Radishes		per bunch	391	0.95	554	1.19	679	0.92
Radishes		1 lb bag	25	1.99	25	1.99	12	1.29
Salad	Mixed Types	1 lb bag	16	5.00				
Salad	Mixed Types	10 - 12 oz package	3,487	2.48	1,839	1.93	2,131	2.90
Salad	Mixed Types	5 - 9 oz package	2,252	2.95	2,192	2.64	2,055	2.95
Spinach		per bunch	86	1.48	166	1.35	290	1.49
Spinach	Flat, Baby Type	10 oz package	102	4.08	147	2.67	206	3.75
Spinach	Flat, Baby Type	8 oz package	159	2.11	514	1.47	168	2.53
Spinach	Flat, Baby Type	9 oz package	15	4.99	20	3.05	78	2.80
Spinach	Flat, Baby Type	5 - 6 oz package	239	3.41	114	2.88	513	3.17
Squash	Butternut	per pound	17	0.99	7	0.50		
Squash	Grey	per pound	270	0.88	742	0.93	420	0.95
Squash	Yellow Crookneck/Straightneck	per pound	3,708	1.49	2,979	1.34	2,671	1.49
Squash	Zucchini	per pound	5,640	1.41	2,894	1.36	5,380	1.38
Sweet Potatoes		per pound	389	0.85	460	0.93	1,339	0.99
Tomatillos		per pound	326	0.75	455	0.77	736	1.00
Tomatoes		per pound	1,348	1.75	1,679	1.82	3,204	1.83
Tomatoes	Vine Ripe - Heirloom Varieties-Greenhouse	per pound	101	3.13	1,361	1.79	23	3.42
Tomatoes	Vine Ripes	per pound	1,501	1.62	3,349	1.39	311	1.72
Tomatoes	Vine Ripes, On The Vine-Greenhouse	per pound	3,676	1.63	3,979	1.60	5,417	1.86
Tomatoes	Vine Ripes-Greenhouse	per pound	824	2.46	1,764	1.67	94	1.52
Tomatoes, Cherry		1 pint package	22	2.18			102	2.64
Tomatoes, Grape Type		1 pint package	872	2.46	1,472	2.65	1,417	2.28
Tomatoes, Grape Type		10 oz package	1,010	2.34	2,910	2.50	825	2.78
Tomatoes, Plum Type	Roma	per pound	2,819	1.15	2,100	1.16	1,095	1.07



Vegetables Other	Cactus Leaf (Nopales)	per pound	49	0.81	61	1.02	213	0.70
ORGANIC								
Asparagus	Green	per pound	1	2.99			150	2.99
Beets		per bunch	30	2.04	13	1.79	31	3.51
Broccoli		per pound	6	2.99	9	1.99	13	1.90
Broccoli		per bunch	488	3.09	356	3.91	308	3.10
Broccoli	Crown Cut	per pound	960	3.48	9	2.99		
Carrots		per pound	154	1.69	128	1.69	48	1.39
Carrots		2 lb bag	8	2.49	8	2.49	45	1.49
Carrots		per bunch	83	2.49	34	2.09	149	1.99
Carrots	Baby Peeled	1 lb bag	898	2.08	1,037	1.80	1,694	1.90
Cauliflower		each	6	4.98	54	3.82	32	3.21
Cauliflower		per pound	82	1.73	9	1.99	86	1.70
Celery		each	134	2.87	34	2.25	8	2.50
Celery	Hearts	each	356	2.99	212	2.99	255	2.70
Cilantro		per bunch	154	1.52			42	1.67
Cucumbers		each	9	1.00	35	0.73	169	1.28
Cucumbers		per pound	8	2.69	8	2.69		
Cucumbers	Long Seedless-Greenhouse	each	20	2.15	248	2.52	38	2.50
Greens	Collard	per bunch	11	3.00	11	3.00		
Greens	Kale	per bunch	96	1.93	440	2.07	28	1.81
Greens	Swiss Chard	per bunch	11	2.50	8	2.69	4	2.29
Lettuce, Iceberg		each	1,435	2.59	1,392	2.57	200	2.48
Lettuce, Other	Green Leaf	each	162	1.79	128	1.79	452	2.15
Lettuce, Other	Red Leaf	each	170	1.83	136	1.85	447	2.15
Lettuce, Romaine		each	8	2.00	11	2.49	347	2.21
Lettuce, Romaine	Hearts	3 count package	339	3.95	734	4.00	191	4.26
Mushrooms	Portobella	per pound	16	6.99	16	6.99	11	7.99
Mushrooms	Portobella	6 oz package	69	3.05	9	3.99	39	3.99
Mushrooms	White	8 oz package	88	3.91	533	2.64	549	3.09
Onions Green		per bunch	237	1.30	94	0.60	455	0.95
Peppers, Other	Mixed Mini Sweet Types	1 lb package	366	4.97	54	4.25	123	4.63
Radishes		per bunch	164	1.55	28	2.00	49	2.00
Salad	Mixed Types	1 lb bag	38	5.99	16	3.00	1,386	5.04
Salad	Mixed Types	10 - 12 oz package	123	5.92	279	5.47	292	5.33
Salad	Mixed Types	5 - 9 oz package	1,046	3.79	1,509	3.47	1,757	3.52
Spinach	Flat, Baby Type	1 lb package	64	5.00			172	4.99
Spinach	Flat, Baby Type	9 oz package	20	3.99				



Spinach	Flat, Baby Type	5 - 6 oz package	174	5.20	88	3.38	1,369	3.87
Squash	Yellow Crookneck/Straightneck	per pound	72	2.49	142	2.49	1,212	1.39
Squash	Zucchini	per pound	93	2.40	2,393	2.03	1,169	1.42
Sweet Potatoes		per pound	44	1.99	42	1.30	58	1.91
Tomatoes		per pound	157	2.60	128	2.59	187	2.65
Tomatoes	Vine Ripe - Heirloom Varieties-Greenhouse	per pound	13	2.99			15	4.86
Tomatoes	Vine Ripes	per pound	195	1.99	9	2.99	8	2.99
Tomatoes	Vine Ripes, On The Vine-Greenhouse	per pound	602	2.45	570	3.27	249	3.17
Tomatoes	Vine Ripes-Greenhouse	per pound	16	2.86	32	2.67	8	2.99
Tomatoes, Cherry		1 pint package	113	3.18	184	3.00	13	2.99
Tomatoes, Grape Type		1 pint package	793	2.82	700	2.89	506	3.13
Tomatoes, Grape Type		10 oz package	15	2.32	102	2.50	12	4.99

OTHER SPECIALTY CROPS ITEMS

Commodity	Variety	Unit	THIS WEEK		LAST WEEK		LAST YEAR	
			Stores With Ads	Wtd Avg Price	Stores With Ads	Wtd Avg Price	Stores With Ads	Wtd Avg Price
Hemp Protein		16 oz package	52	19.99			94	15.83
Hemp Seeds-Shelled		7 oz package	367	7.85	245	6.99		
Hemp Seeds-Shelled		8 oz package	1,844	7.45	999	7.68	526	7.66
Hemp Seeds-Shelled		16 oz package	532	14.36	586	15.95	255	14.95

ORGANIC

Hemp (Seeds) Oil		8 oz	60	9.99	114	18.95		
Hemp Protein		16 oz package	169	15.77	206	18.99	264	18.46
Hemp Seeds-Shelled		7 oz package	1,144	9.36	886	9.44	348	9.13
Hemp Seeds-Shelled		8 oz package	112	10.67	184	7.99	31	11.99
Hemp Seeds-Shelled		12 oz package	724	14.67	771	15.03	315	13.52
Hemp Seeds-Shelled		16 oz package	236	13.59	351	13.66	31	13.59

SEASONAL ITEMS

Commodity	Variety	Unit	THIS WEEK		LAST WEEK		LAST YEAR	
			Stores With Ads	Wtd Avg Price	Stores With Ads	Wtd Avg Price	Stores With Ads	Wtd Avg Price
Rose, Hybrid Tea		bunched 12s	418	11.96	940	12.48	753	11.77



REGIONAL DETAILS

Commodity Variety	Unit	NORTHEAST U.S.				SOUTHEAST U.S.				MIDWEST U.S.			
		Price Range	Stores with Ads	Wtd Avg Price	% Marked Local	Price Range	Stores with Ads	Wtd Avg Price	% Marked Local	Price Range	Stores with Ads	Wtd Avg Price	% Marked Local
FRUITS													
Apples Fuji	per pound	1.99	13	1.99		1.49-1.99	1,423	1.91		0.99-1.79	282	1.62	
Apples Fuji	3 lb bag					3.99	7	3.99		5.99	106	5.99	
Apples Gala	per pound	1.49-1.99	365	1.80		1.69-1.99	77	1.94		1.56-1.79	53	1.75	
Apples Gala	3 lb bag					3.99	7	3.99		5.99	106	5.99	
Apples Gala	2 lb bag					3.29-3.98	33	3.81					
Apples Golden Delicious	3 lb bag	3.99	38	3.99									
Apples Golden Delicious	5 lb bag									3.99	7	3.99	
Apples Golden Delicious	2 lb bag					3.98	25	3.98					
Apples Granny Smith	per pound									1.68	199	1.68	
Apples Honeycrisp	per pound	1.99	34	1.99		1.48-2.99	132	2.85		0.98-3.28	102	2.59	
Apples Honeycrisp	3 lb bag	6.99	339	6.99		6.99	367	6.99		5.99	106	5.99	
Apples Jonagold	per pound									1.48	130	1.48	
Apples McIntosh	3 lb bag	1.99-3.99	116	2.65									
Apples Pink Lady/Cripps Pink	per pound	1.49	9	1.49						0.99-1.66	229	1.06	
Apples Pink Lady/Cripps Pink	3 lb bag									5.99	106	5.99	
Apples Red Delicious	per pound					0.99-1.69	27	1.30					
Apples Red Delicious	3 lb bag	2.99-3.99	67	3.56						5.99	106	5.99	
Apples Red Delicious	5 lb bag					5.88	46	5.88					
Apples Red Delicious	2 lb bag					3.98	25	3.98					
Apples, Processed Juice	64 oz (1/2 gallon)	1.95-3.00	606	2.70		2.28-3.28	782	2.66		1.58-3.99	333	2.80	3
Apples, Processed Juice	96 oz (3/4 gallon)	4.99	15	4.99									
Apples, Processed Juice	128 oz (1 gallon)	6.29-6.49	62	6.41									
Apples, Processed Juice Marked Cider	64 oz (1/2 gallon)	3.50	272	3.50	100	3.98	13	3.98		2.00	10	2.00	
Apricots	per pound	3.99-5.99	269	5.66		4.98	2	4.98		2.99-4.48	296	3.41	
Avocados Hass	each	0.78-2.79	1,335	1.21		0.68-2.50	2,052	1.23		0.50-1.98	801	1.22	
Bananas	per pound					0.58-0.69	11	0.67					
Blueberries	6 oz package	3.00-3.99	43	3.55		2.50-3.34	453	3.24		2.99-9.99	27	5.84	
Blueberries	1 pint package	2.00-4.49	1,181	3.32		1.99-3.99	1,275	2.36		1.99-3.99	424	3.24	
Blueberries	18 oz package					3.98-5.99	881	5.61		4.98	130	4.98	

Wtd Avg - Simple weighted average



Commodity Variety	Unit	NORTHEAST U.S.				SOUTHEAST U.S.				MIDWEST U.S.			
		Price Range	Stores with Ads	Wtd Avg Price	% Marked Local	Price Range	Stores with Ads	Wtd Avg Price	% Marked Local	Price Range	Stores with Ads	Wtd Avg Price	% Marked Local
Cantaloups	each	2.50-4.49	578	3.12		2.99-4.49	1,482	3.51		2.79-4.48	397	3.24	
Cherries Rainier	per pound	5.99-6.99	198	6.62		5.99-6.99	155	6.74		6.99-7.99	213	7.92	
Cherries Red Varieties	per pound	2.99-7.99	2,270	4.60		2.98-5.99	3,754	4.39		1.49-5.99	1,903	4.49	
Clementines	3 lb bag	5.99	143	5.99		3.99-5.99	64	5.50		5.99	10	5.99	
Grapefruit Red	each	1.67	24	1.67						1.99	106	1.99	
Grapes Black Seedless	per pound	2.99-3.79	128	3.14		3.19	9	3.19		1.69-2.99	368	2.50	
Grapes Red Globe	per pound	1.29	442	1.29		1.29	530	1.29					
Grapes Red Seedless	per pound	2.49-3.79	293	3.03		2.48-3.19	1,344	2.52		1.29-3.99	1,279	1.76	
Grapes White Seedless Type	per pound	1.99-3.79	353	2.87		1.49-3.19	1,504	2.42		1.49-3.99	882	2.47	
Honeydews	each	3.00-5.99	124	4.49		2.99-5.99	93	4.32		2.79-4.99	338	3.28	
Kiwifruit Hayward	each	0.66	65	0.66									
Lemons	each	0.30-1.00	717	0.52		0.50-0.78	108	0.55		0.09-0.88	289	0.77	
Lemons	2 lb bag	2.00-3.99	577	3.10		2.89-3.99	960	3.38		2.89-3.99	1,419	3.38	
Limes	each	0.20-0.83	469	0.59		0.13-0.33	959	0.33		0.10-0.88	347	0.62	
Limes	per pound									0.99	14	0.99	
Mangoes	each	0.49-1.67	1,357	1.01		0.50-1.39	1,828	1.17		0.33-1.66	484	0.80	
Misc Berries Blackberries	5.6 - 6 oz package	1.25-3.99	919	3.42		2.50-3.99	1,892	3.26		1.88-3.00	1,111	2.68	
Nectarines Various White Flesh Varieties	per pound	2.49-3.99	420	2.72		2.99	38	2.99		1.29-3.49	1,271	2.16	
Nectarines Various Yellow Flesh Varieties	per pound	1.88-3.99	1,066	2.99		1.89-3.98	1,931	2.95		1.29-4.48	1,235	2.18	
Oranges Navel	each	0.80-1.67	539	1.10		0.59-1.25	72	0.79		1.25	96	1.25	
Oranges Navel	per pound	1.49	10	1.49						0.99	38	0.99	
Oranges Navel	3 lb bag	5.79	24	5.79		4.59-4.88	91	4.76					
Oranges Navel	4 lb bag	4.99	339	4.99		4.99-5.98	5	5.39					
Papaya Maradol/Tainung Types	per pound	0.99-1.79	90	1.22		0.79-1.58	36	0.83					
Papaya Solo Type	per pound	0.99-1.49	38	1.37									
Peaches Various White Flesh Varieties	per pound	2.49-3.99	825	2.63		2.49-3.99	993	2.52		1.29-3.99	1,104	1.96	
Peaches Various Yellow Flesh Varieties	per pound	1.49-3.99	2,109	2.81		1.19-3.99	3,589	2.42		1.29-3.99	1,465	2.30	
Pears Bartlett	per pound	1.29-1.99	185	1.96		0.99	20	0.99		1.29-1.99	125	1.90	
Pears Bosc	per pound	1.99	7	1.99									
Pears D'Anjou	per pound	1.99	45	1.99						1.79-1.99	349	1.90	

Wtd Avg - Simple weighted average



Commodity Variety	Unit	NORTHEAST U.S.				SOUTHEAST U.S.				MIDWEST U.S.			
		Price Range	Stores with Ads	Wtd Avg Price	% Marked Local	Price Range	Stores with Ads	Wtd Avg Price	% Marked Local	Price Range	Stores with Ads	Wtd Avg Price	% Marked Local
Pineapples	each	1.99-3.99	949	2.87		1.99-3.99	1,843	2.44		0.99-3.99	910	2.69	
Plums	per pound	2.99-3.99	29	3.27		1.99-2.88	114	2.57		2.99	82	2.99	
Plums Interspecific Type	per pound	2.99	129	2.99									
Pomegranates	each	3.99	8	3.99									
Raspberries Red	6 oz package	2.50-3.99	835	3.49		2.50-3.99	1,768	3.30		2.00-4.99	247	3.79	
Strawberries	1 lb package	1.79-4.99	1,977	2.89		1.67-3.99	2,841	2.72		0.99-3.99	3,139	2.30	
Strawberries	2 lb package	4.99	27	4.99		3.98-5.99	622	5.40		2.99-5.99	83	4.76	
Tangerines	3 lb bag	5.99	162	5.99		2.99-6.49	523	5.58		3.99-5.99	28	4.42	
Watermelons Red Flesh Seeded Type	each					5.47-6.88	516	5.61		5.99	27	5.99	
Watermelons Red Flesh Seedless Miniature	each	4.49	74	4.49		2.99-4.99	1,513	4.62		3.99	114	3.99	
Watermelons Red Flesh Seedless Type	each	3.99-8.99	1,310	5.40		2.49-6.99	2,013	4.98	1	3.88-6.99	2,095	4.68	
Watermelons Red Flesh Seedless Type	per pound	0.49-0.79	63	0.65		0.49	3	0.49		0.49	8	0.49	
FRUITS - ORGANIC													
Apples Fuji	per pound	1.99	8	1.99									
Apples Fuji	2 lb bag					4.99	463	4.99		4.79-4.99	697	4.99	
Apples Gala	2 lb bag	4.99	24	4.99		4.99	463	4.99		4.79-4.99	697	4.99	
Apples Granny Smith	per pound	1.99	9	1.99						2.49	11	2.49	
Apples Red Delicious	per pound	1.99	38	1.99									
Apples, Processed Juice	64 oz (1/2 gallon)									3.19	245	3.19	
Apricots	per pound					3.88	86	3.88					
Avocados Hass	each	1.50-2.00	99	1.90		2.78	86	2.78		1.45-2.78	80	2.56	
Bananas	per pound	0.59	78	0.59						0.69-0.99	496	0.79	
Blueberries	6 oz package	2.50	17	2.50		2.50	3	2.50		3.99	114	3.99	
Blueberries	1 pint package	4.99	72	4.99						3.88-4.49	96	4.02	
Grapes Black Seedless	per pound					2.48-3.88	138	3.35		3.88	67	3.88	
Grapes Red Seedless	per pound	2.99-4.99	311	4.51		2.99-3.88	2,226	3.02		2.50-3.99	201	3.66	
Grapes White Seedless Type	per pound	2.99-4.99	344	4.49		2.48-3.88	2,278	3.01		2.50-3.99	400	3.33	
Lemons	per pound	1.99	8	1.99									
Lemons	2 lb bag	5.99	190	5.99									
Limes	each					0.50	187	0.50					

Wtd Avg - Simple weighted average



Commodity Variety	Unit	NORTHEAST U.S.				SOUTHEAST U.S.				MIDWEST U.S.			
		Price Range	Stores with Ads	Wtd Avg Price	% Marked Local	Price Range	Stores with Ads	Wtd Avg Price	% Marked Local	Price Range	Stores with Ads	Wtd Avg Price	% Marked Local
Mangoes	each	1.50	11	1.50					1.39	67	1.39		
Misc Berries Blackberries	5.6 - 6 oz package	3.99-4.99	105	4.68		3.34	1,195	3.34		3.00-4.99	506	4.13	
Nectarines Various Yellow Flesh Varieties	per pound	3.99	27	3.99		2.88-3.49	1,269	3.45		3.32	67	3.32	
Oranges Valencia	4 lb bag	7.99	24	7.99									
Peaches Various Yellow Flesh Varieties	per pound	3.99	27	3.99		2.88-3.49	1,269	3.45					
Pears Bartlett	per pound	1.99	9	1.99									
Pears D'Anjou	per pound	1.49-1.99	27	1.84									
Plums	per pound					2.88	74	2.88					
Raspberries Red	6 oz package	3.79-4.99	411	4.00		3.79	367	3.79		3.00-3.99	605	3.80	
Strawberries	1 lb package	3.99-5.99	425	4.72		3.50-5.99	625	4.68		2.99-4.99	536	3.96	
Strawberries	2 lb package									6.99	39	6.99	
Tangerines	2 lb bag									4.49	22	4.49	
Watermelons Red Flesh Seedless Miniature	each					4.77	86	4.77		4.77	67	4.77	
ONIONS AND POTATOES													
Onions, Dry Red	per pound	1.29-1.49	35	1.44		0.98-1.29	65	1.06		0.99-1.28	169	1.25	
Onions, Dry Red	2 lb bag	1.99-2.99	136	2.13									
Onions, Dry Red	3 lb bag					4.99	74	4.99					
Onions, Dry White	per pound	1.69	413	1.69		0.98-1.19	41	1.04		0.99-1.19	39	1.09	
Onions, Dry White	2 lb bag	2.99	59	2.99									
Onions, Dry Yellow	per pound	0.89	9	0.89		0.98	30	0.98		0.68-1.49	102	1.25	
Onions, Dry Yellow	2 lb bag	1.99	37	1.99						1.29-2.99	410	1.40	
Onions, Dry Yellow	3 lb bag	1.79-2.99	117	2.64		2.50	76	2.50		1.69-2.99	58	2.36	
Onions, Dry Yellow Marked Sweet	per pound	0.99-1.49	1,035	1.17		0.99-1.49	381	1.37		0.69-1.49	686	1.05	
Onions, Dry Yellow Marked Sweet	2 lb bag	1.49	175	1.49		1.29	277	1.29		2.49-2.99	144	2.52	
Onions, Dry Yellow Marked Sweet	3 lb bag	2.99	413	2.99		2.98-4.88	507	3.43		3.99	25	3.99	
Onions, Dry Yellow Marked Sweet	5 lb bag	4.99-5.79	96	5.19		4.99	74	4.99					
Potatoes Round Red	per pound	0.79-1.49	65	1.08		0.99	8	0.99		0.99	14	0.99	
Potatoes Round Red	3 lb bag	3.00	19	3.00		2.50-3.99	346	2.93		2.95-2.99	36	2.97	
Potatoes Round Red	5 lb bag	3.99	31	3.99		3.48-3.99	64	3.60		2.69-5.99	240	5.46	

Wtd Avg - Simple weighted average



Commodity Variety	Unit	NORTHEAST U.S.				SOUTHEAST U.S.				MIDWEST U.S.			
		Price Range	Stores with Ads	Wtd Avg Price	% Marked Local	Price Range	Stores with Ads	Wtd Avg Price	% Marked Local	Price Range	Stores with Ads	Wtd Avg Price	% Marked Local
Potatoes Round White	3 lb bag	3.00	19	3.00									
Potatoes Russet	per pound	0.99-1.69	140	1.32		0.87-1.24	992	1.00		0.99-1.49	135	1.06	
Potatoes Russet	3 lb bag	3.00	19	3.00		2.50	53	2.50		2.99	12	2.99	
Potatoes Russet	5 lb bag	2.50-4.99	350	3.29		2.50-4.99	519	4.09		2.99-3.99	64	3.42	
Potatoes Russet	10 lb bag					4.99-5.95	17	5.22					
Potatoes Russet	8 lb bag									3.99-5.99	81	4.48	
Potatoes Yellow Type	per pound									0.99	10	0.99	
Potatoes Yellow Type	3 lb bag	3.00	19	3.00		2.95	73	2.95		2.50-2.99	78	2.80	
Potatoes Yellow Type	5 lb bag									3.49-5.99	214	5.81	
Potatoes Yellow Type	8 lb bag									3.98	8	3.98	
ONIONS AND POTATOES - ORGANIC													
Onions, Dry Red	per pound	1.49	8	1.49									
Onions, Dry Red	2 lb bag	3.99	190	3.99									
Onions, Dry Yellow	per pound									1.45	13	1.45	
Onions, Dry Yellow	3 lb bag	3.99	228	3.99									
Onions, Dry Yellow Marked Sweet	per pound	1.49	9	1.49									
Onions, Dry Yellow Marked Sweet	2 lb bag	2.99	333	2.99		2.99	14	2.99					
Potatoes Russet	per pound									1.79	13	1.79	
Potatoes Yellow Type	3 lb bag	4.99	46	4.99									
VEGETABLES													
Artichokes	each	2.50	322	2.50						0.99-2.00	34	1.52	
Asparagus Green	per pound	1.49-4.00	1,014	2.60		0.99-3.49	3,506	2.38		1.87-3.89	1,738	2.84	39
Bok Choy	per pound	1.98-1.99	38	1.99	21								
Beans Round Green Type	per pound	1.49-1.99	193	1.84		0.90-2.00	1,387	1.94		0.99-2.49	221	1.92	
Broccoli	per bunch	1.99-2.50	115	2.03		2.99	1,195	2.99					
Broccoli Crown Cut	per pound	1.49-2.99	450	2.04		1.79-1.99	77	1.89		0.99-2.99	374	1.48	2
Beets	per bunch	2.99	10	2.99	100								
Cabbage Round Green Type	per pound	0.59-0.79	421	0.71		0.39-0.99	1,348	0.66		0.58-0.69	35	0.66	
Carrots	per pound	0.99	38	0.99									
Carrots	1 lb bag	1.00	20	1.00						0.95-1.19	19	1.08	
Carrots	2 lb bag					1.79-1.99	99	1.92					

Wtd Avg - Simple weighted average



Commodity Variety	Unit	NORTHEAST U.S.				SOUTHEAST U.S.				MIDWEST U.S.			
		Price Range	Stores with Ads	Wtd Avg Price	% Marked Local	Price Range	Stores with Ads	Wtd Avg Price	% Marked Local	Price Range	Stores with Ads	Wtd Avg Price	% Marked Local
Carrots Baby Peeled	1 lb bag	0.99-1.79	528	1.27		0.99-1.50	1,244	1.00		1.19-1.50	863	1.28	
Carrots Baby Peeled	2 lb bag					2.50	366	2.50		2.79	9	2.79	
Cauliflower	each	2.00-3.99	328	3.12		2.99	1,195	2.99		2.50-2.99	141	2.95	
Cauliflower	per pound									0.88-1.79	233	1.37	
Celery	each					2.49	65	2.49		1.99-2.69	207	2.66	
Cilantro	per bunch	0.99-1.00	354	1.00		0.68	2	0.68		0.38-0.69	16	0.54	
Corn-Sweet	each	0.33-0.80	1,940	0.46		0.20-0.67	2,348	0.42		0.25-0.67	882	0.46	
Cucumbers	each	0.50-1.50	354	0.82		0.33-0.89	456	0.50		0.50-1.50	1,112	0.70	
Cucumbers Long Seedless-Greenhouse	each	0.98-1.79	1,403	1.30		0.79-1.67	1,939	1.39		0.99-2.50	224	1.44	
Eggplant	per pound	0.99-1.99	552	1.37		0.88-1.69	115	1.01		1.49	10	1.49	
Eggplant	each					1.25	52	1.25		1.00	8	1.00	
Garlic	per sleeve	1.50	37	1.50						1.50-1.99	213	1.96	
Greens Collard	per bunch	1.99	8	1.99	100								
Greens Collard	per pound	0.99	9	0.99	100								
Greens Kale	per bunch	1.49-1.99	86	1.54	9								
Greens Kale	per pound	0.99	9	0.99	100								
Lettuce, Iceberg	each	1.49-2.00	917	1.58		0.89-1.59	1,506	1.50		0.88-1.99	415	1.66	
Lettuce, Other Boston	each	0.99	9	0.99	100								
Lettuce, Other Green Leaf	each	1.67-1.79	281	1.79	97								
Lettuce, Other Green Leaf	per pound	1.99	81	1.99	20					0.99	11	0.99	
Lettuce, Other Red Leaf	each	1.67-1.79	281	1.79	97								
Lettuce, Other Red Leaf	per pound	1.99	81	1.99	20					0.99	11	0.99	
Lettuce, Romaine	each	0.99-1.79	281	1.76	97								
Lettuce, Romaine	per pound	1.99	65	1.99						0.99-1.49	28	1.29	
Lettuce, Romaine Hearts	3 count package	2.50-3.99	277	3.43		3.00-3.99	383	3.02		2.99-3.99	255	3.09	
Mushrooms Portobella	per pound									2.99-3.99	30	3.46	
Mushrooms Portobella	8 oz package									2.50-2.99	83	2.63	
Mushrooms Portobella	6 oz package									2.50-3.99	147	3.74	
Mushrooms White	per pound									3.49-3.99	24	3.68	
Mushrooms White	8 oz package	1.67-2.00	531	1.99	51	0.99-2.00	90	1.89		1.50-2.29	115	2.02	
Onions Green	per bunch	0.50-1.00	376	0.93		0.50	2	0.50		0.38-0.99	455	0.75	
Peppers, Bell Type	per pound	0.99-1.99	782	1.57		0.59-1.78	53	0.83		0.79-	65	1.49	

Wtd Avg - Simple weighted average



Commodity Variety	Unit	NORTHEAST U.S.				SOUTHEAST U.S.				MIDWEST U.S.			
		Price Range	Stores with Ads	Wtd Avg Price	% Marked Local	Price Range	Stores with Ads	Wtd Avg Price	% Marked Local	Price Range	Stores with Ads	Wtd Avg Price	% Marked Local
Green										2.99			
Peppers, Bell Type Green	each	1.00-1.67	609	1.16		0.68-1.50	609	0.85		0.67-0.99	1,152	0.81	
Peppers, Bell Type Orange	per pound	1.99-2.99	235	2.19		1.99	34	1.99		3.49	11	3.49	
Peppers, Bell Type Orange	each	0.99-1.79	750	1.56		1.50-1.67	36	1.57		0.79-1.50	593	1.21	
Peppers, Bell Type Orange-Greenhouse	per pound	1.99-3.99	407	2.61		2.99	3	2.99					
Peppers, Bell Type Orange-Greenhouse	each	1.00	413	1.00		1.50	32	1.50					
Peppers, Bell Type Red	per pound	1.29-2.99	365	2.29		1.88-1.99	36	1.98		2.99-3.49	25	3.21	
Peppers, Bell Type Red	each	0.99-1.79	881	1.55		1.50-1.67	36	1.57		0.79-1.50	577	1.21	
Peppers, Bell Type Red-Greenhouse	per pound	1.99-3.99	407	2.61		2.99	3	2.99					
Peppers, Bell Type Red-Greenhouse	each	1.00	413	1.00		1.50	32	1.50					
Peppers, Bell Type Yellow	per pound	1.99-2.99	235	2.19		1.99	34	1.99		3.49	11	3.49	
Peppers, Bell Type Yellow	each	0.99-1.79	750	1.56		1.50-1.67	36	1.57		0.79-1.50	577	1.21	
Peppers, Bell Type Yellow-Greenhouse	per pound	1.99-3.99	407	2.61		2.99	3	2.99					
Peppers, Bell Type Yellow-Greenhouse	each	1.00	413	1.00		1.50	32	1.50					
Peppers, Other Jalapeno	per pound	0.99-1.99	17	1.52		1.48-1.89	25	1.69		0.78-1.08	47	0.91	
Peppers, Other Mixed Mini Sweet Types	1 lb package	2.50-4.00	245	3.45		3.50	14	3.50		1.99-3.49	110	2.93	
Peppers, Other Serrano	per pound									0.98	8	0.98	
Radishes	per bunch	1.69	65	1.69						0.99	22	0.99	
Radishes	1 lb bag									1.99	25	1.99	
Salad Mixed Types	1 lb bag									5.00	16	5.00	
Salad Mixed Types	10 - 12 oz package	1.29-3.99	936	2.51		1.98-3.00	76	2.54		0.88-3.49	1,116	2.24	
Salad Mixed Types	5 - 9 oz package	2.50-3.50	964	2.84		1.99-3.00	63	2.49		2.48-3.49	671	2.97	3
Spinach	per bunch	2.99	19	2.99						0.98-0.99	38	0.99	
Spinach Flat, Baby Type	10 oz package					4.99	11	4.99		1.99	22	1.99	
Spinach Flat, Baby Type	8 oz package					2.89	9	2.89		1.99-3.00	141	2.07	
Spinach Flat, Baby Type	9 oz package	4.99	15	4.99									
Spinach Flat, Baby Type	5 - 6 oz package					3.34	12	3.34		2.50	6	2.50	
Squash Butternut	per pound	0.99	17	0.99									
Squash Yellow Crookneck/Straightneck	per pound	0.99-1.99	1,360	1.49	20	0.98-1.99	914	1.70	2	0.99-1.69	697	1.42	
Squash Zucchini	per pound	0.99-1.99	2,111	1.45	13	0.98-1.99	963	1.67	1	0.99-1.69	1,448	1.35	
Sweet Potatoes	per pound	0.79-0.89	103	0.84		0.68-0.99	119	0.93		0.89-1.16	80	1.00	
Tomatoes	per pound	0.99-1.49	136	1.44		1.28-1.99	167	1.50		1.48-3.59	257	2.13	10

Wtd Avg - Simple weighted average



Commodity Variety	Unit	NORTHEAST U.S.				SOUTHEAST U.S.				MIDWEST U.S.			
		Price Range	Stores with Ads	Wtd Avg Price	% Marked Local	Price Range	Stores with Ads	Wtd Avg Price	% Marked Local	Price Range	Stores with Ads	Wtd Avg Price	% Marked Local
Tomatoes Vine Ripe - Heirloom Varieties-Greenhouse	per pound	3.99	34	3.99						1.79-3.99	56	2.24	
Tomatoes Vine Ripes	per pound	1.49-1.99	71	1.72		0.99-2.19	81	1.80		0.99-1.69	466	1.28	
Tomatoes Vine Ripes-Greenhouse	per pound	0.99-2.99	495	2.81		0.99-1.59	57	1.35		1.49-2.49	131	2.33	81
Tomatoes Vine Ripes, On The Vine-Greenhouse	per pound	0.88-2.99	1,100	1.49		0.98-2.99	993	1.61		0.99-2.69	696	1.81	
Tomatoes, Cherry	1 pint package									1.50	16	1.50	
Tomatoes, Grape Type	1 pint package	1.50-3.00	429	2.46						1.49-3.78	310	2.52	
Tomatoes, Grape Type	10 oz package	2.00-2.99	379	2.47		1.77-2.49	25	2.15		1.50-3.50	124	2.68	
Tomatoes, Plum Type Roma	per pound	0.99-2.99	399	1.48		0.68-1.79	1,057	1.19		0.79-1.49	90	0.97	
Tomatillos	per pound									0.68-0.99	58	0.81	
VEGETABLES - ORGANIC													
Broccoli	per bunch	2.99-3.49	113	3.32						3.50	23	3.50	
Broccoli Crown Cut	per pound	2.99	9	2.99		3.49	945	3.49					
Beets	per bunch	1.99-2.50	17	2.23									
Carrots	per pound									1.69	13	1.69	
Carrots	2 lb bag	2.49	8	2.49									
Carrots	per bunch	2.49	72	2.49									
Carrots Baby Peeled	1 lb bag	1.50-2.50	308	2.27		1.59-2.00	372	2.00		1.59-1.99	46	1.82	
Celery	each	3.99	59	3.99						1.99-2.00	48	1.99	
Celery Hearts	each	2.99	314	2.99		2.99	14	2.99		2.99	28	2.99	
Cilantro	per bunch	1.99	8	1.99									
Cucumbers	per pound	2.69	8	2.69									
Cucumbers Long Seedless-Greenhouse	each									2.00	14	2.00	
Greens Collard	per bunch									3.00	11	3.00	
Greens Kale	per bunch	1.99	8	1.99						1.50-3.00	33	2.00	
Lettuce, Iceberg	each	1.99-2.99	192	2.94		2.50-3.69	1,243	2.54					
Lettuce, Other Green Leaf	each									1.79	13	1.79	
Lettuce, Other Red Leaf	each	2.79	8	2.79						1.79	13	1.79	
Lettuce, Romaine	each	2.00	8	2.00									
Lettuce, Romaine Hearts	3 count package	3.50-4.49	75	3.89		3.99	3	3.99		2.99-4.99	79	3.82	
Mushrooms	6 oz									2.99	60	2.99	

Wtd Avg - Simple weighted average



Commodity Variety	Unit	NORTHEAST U.S.				SOUTHEAST U.S.				MIDWEST U.S.			
		Price Range	Stores with Ads	Wtd Avg Price	% Marked Local	Price Range	Stores with Ads	Wtd Avg Price	% Marked Local	Price Range	Stores with Ads	Wtd Avg Price	% Marked Local
Portobella	package												
Mushrooms White	8 oz package	3.99	43	3.99		3.99	3	3.99					
Onions Green	per bunch	0.99	8	0.99		0.99	74	0.99					
Peppers, Other Mixed Mini Sweet Types	1 lb package									3.99	8	3.99	
Radishes	per bunch	2.00	15	2.00		2.00	3	2.00					
Salad Mixed Types	1 lb bag									5.99	22	5.99	
Salad Mixed Types	10 - 12 oz package	4.99-7.00	51	6.64						4.99	42	4.99	
Salad Mixed Types	5 - 9 oz package	3.50-3.99	219	3.84		3.33	52	3.33		1.99-4.99	167	3.55	
Spinach Flat, Baby Type	9 oz package	3.99	20	3.99									
Spinach Flat, Baby Type	5 - 6 oz package					3.33	52	3.33					
Squash Yellow Crookneck/Straightneck	per pound	2.49	72	2.49									
Squash Zucchini	per pound	2.49	72	2.49									
Sweet Potatoes	per pound	1.99	44	1.99									
Tomatoes	per pound					2.99	3	2.99		2.59	13	2.59	
Tomatoes Vine Ripe - Heirloom Varieties-Greenhouse	per pound									2.99	13	2.99	
Tomatoes Vine Ripes	per pound	2.29	8	2.29		1.98	187	1.98					
Tomatoes Vine Ripes-Greenhouse	per pound	2.69-2.99	16	2.86									
Tomatoes Vine Ripes, On The Vine-Greenhouse	per pound	0.99-3.29	562	2.38									
Tomatoes, Cherry	1 pint package									1.98-1.99	18	1.99	
Tomatoes, Grape Type	1 pint package	2.69-2.99	594	2.83						1.99-2.99	65	2.64	
OTHER SPECIALTY CROPS ITEMS													
Hemp Protein	16 oz package					19.99	52	19.99					
Hemp Seeds-Shelled	7 oz package	9.59	122	9.59						6.99	245	6.99	
Hemp Seeds-Shelled	8 oz package	7.79-8.59	718	8.10		6.79-8.59	174	7.33		5.99-8.99	318	6.56	
Hemp Seeds-Shelled	16 oz package	13.69	122	13.69		14.59	86	14.59		10.69-14.99	140	14.02	
OTHER SPECIALTY CROPS ITEMS - ORGANIC													
Hemp Protein	16 oz package									18.99	60	18.99	
Hemp (Seeds) Oil	8 oz									9.99	60	9.99	

Wtd Avg - Simple weighted average



Commodity Variety	Unit	NORTHEAST U.S.				SOUTHEAST U.S.				MIDWEST U.S.			
		Price Range	Stores with Ads	Wtd Avg Price	% Marked Local	Price Range	Stores with Ads	Wtd Avg Price	% Marked Local	Price Range	Stores with Ads	Wtd Avg Price	% Marked Local
Hemp Seeds-Shelled	7 oz package	9.29	413	9.29		8.39-10.79	212	9.74		7.19-8.39	80	8.20	
Hemp Seeds-Shelled	8 oz package					7.99	52	7.99		12.99	60	12.99	
Hemp Seeds-Shelled	12 oz package	13.59	122	13.59		13.99-17.99	138	15.50		10.69-15.99	140	13.97	
Hemp Seeds-Shelled	16 oz package					13.59	52	13.59					
SEASONAL ITEMS													
Rose, Hybrid Tea	bunched 12s	10.98-10.99	202	10.98		10.98-14.99	17	11.69		10.99-12.99	118	12.79	

Commodity Variety	Unit	SOUTH CENTRAL U.S.				SOUTHWEST U.S.				NORTHWEST U.S.			
		Price Range	Stores with Ads	Wtd Avg Price	% Marked Local	Price Range	Stores with Ads	Wtd Avg Price	% Marked Local	Price Range	Stores with Ads	Wtd Avg Price	% Marked Local
FRUITS													
Apples Braeburn	per pound									1.29	23	1.29	
Apples Fuji	per pound	1.59-1.68	49	1.67		1.49-1.59	49	1.57		0.88-1.59	12	1.06	
Apples Gala	per pound	1.29	9	1.29		0.55-1.99	374	0.86					
Apples Gala	2 lb bag	2.29	12	2.29									
Apples Granny Smith	per pound	1.68	42	1.68									
Apples Honeycrisp	per pound					1.88-3.49	219	2.95					
Apples Honeycrisp	3 lb bag	6.99	293	6.99		6.99	365	6.99		6.99	72	6.99	
Apples Pink Lady/Cripps Pink	per pound	1.29-1.49	114	1.48									
Apples Red Delicious	per pound									0.88	9	0.88	
Apples Red Delicious	3 lb bag	4.49	10	4.49									
Apples Red Delicious	2 lb bag	2.29	12	2.29									
Apples, Processed Juice	64 oz (1/2 gallon)	1.99-2.50	102	2.16		2.00-3.99	518	2.69		1.99-3.50	483	2.61	
Apples, Processed Juice Marked Cider	64 oz (1/2 gallon)									1.99-2.50	133	2.46	
Apricots	per pound	2.99-3.99	289	3.97		1.99-3.99	490	3.83		3.99	17	3.99	
Avocados Hass	each	0.50-2.49	965	1.38		0.25-2.50	1,233	1.45	10	0.58-2.00	630	1.54	
Bananas	per pound	0.49-0.59	82	0.51		0.50-0.69	115	0.56		0.69	23	0.69	
Blueberries	6 oz package	1.29-3.50	240	2.51		0.99-3.99	592	3.11		2.50-3.99	424	3.82	
Blueberries	1 pint package	2.50-3.99	87	2.94						2.49	23	2.49	

Wtd Avg - Simple weighted average



Commodity Variety	Unit	SOUTH CENTRAL U.S.				SOUTHWEST U.S.				NORTHWEST U.S.			
		Price Range	Stores with Ads	Wtd Avg Price	% Marked Local	Price Range	Stores with Ads	Wtd Avg Price	% Marked Local	Price Range	Stores with Ads	Wtd Avg Price	% Marked Local
Blueberries	18 oz package	3.98-5.99	414	4.80		2.99-5.99	636	4.41		4.89-8.99	144	5.35	
Cantaloups	each	1.69-3.99	475	2.72		3.99	199	3.99		2.98-3.99	18	3.49	
Cantaloups	per pound	0.89-2.50	22	2.06		0.25-1.49	300	0.65		0.58-0.99	34	0.72	
Cherries Rainier	per pound	5.88-7.99	64	7.40		6.99	40	6.99		6.99-7.99	7	7.56	
Cherries Red Varieties	per pound	1.50-5.99	1,730	3.72		0.79-8.99	2,139	4.05	46	1.88-7.77	582	4.59	
Clementines	3 lb bag	3.98-5.99	26	5.22									
Fruit, Other Apple Pears	per pound					1.99	40	1.99					
Fruit, Other Cactus Pears	per pound					0.99	9	0.99					
Grapefruit Red	per pound					0.25	7	0.25					
Grapes Black Seedless	per pound	1.68-3.99	185	3.05		1.99-3.49	408	2.68		2.99	287	2.99	
Grapes Red Seedless	per pound	1.29-3.99	870	2.10		1.29-3.99	1,412	2.96		1.28-2.99	347	2.76	
Grapes White Seedless Type	per pound	1.68-3.99	517	2.58		1.89-3.99	1,416	3.12	2	1.49-2.99	437	2.52	
Honeydews	each	2.99	60	2.99									
Honeydews	per pound					0.69	169	0.69					
Kiwifruit Hayward	each	0.59	7	0.59									
Lemons	each	0.50-0.88	56	0.79		0.20-0.50	140	0.39		0.69	40	0.69	
Lemons	per pound					0.79-0.88	107	0.83					
Lemons	2 lb bag	2.89-3.99	456	3.33		3.99	307	3.99					
Limes	each	0.09-0.88	396	0.22		0.20-1.25	166	0.26		0.13-0.69	71	0.42	
Limes	per pound					0.39-0.99	252	0.81					
Mangoes	each	0.24-2.00	974	0.74		0.20-2.50	1,083	0.98		0.69-2.00	137	1.66	
Misc Berries Blackberries	5.6 - 6 oz package	2.50-3.50	299	2.98		2.50-3.50	866	3.16		2.00-3.99	453	3.72	
Misc Citrus Satsuma	3 lb bag					6.99	40	6.99					
Nectarines Various White Flesh Varieties	per pound	1.49-3.99	436	3.03		0.99-3.99	427	1.46	66	1.49-3.99	30	2.74	
Nectarines Various Yellow Flesh Varieties	per pound	1.49-3.99	394	2.66		0.99-4.99	1,203	2.29	57	1.49-3.99	356	3.00	
Oranges Navel	each	0.25	65	0.25									
Oranges Navel	per pound	1.49	107	1.49						1.58-1.59	12	1.58	
Oranges Navel	4 lb bag	4.99	10	4.99									
Oranges Valencia	per pound					0.89-0.99	64	0.98					
Papaya Maradol/Tainung Types	per pound					0.50-1.50	133	1.05					
Peaches Various White Flesh Varieties	per pound	1.49-3.99	551	2.95		0.99-3.99	576	1.58	49	1.49-3.99	156	1.76	

Wtd Avg - Simple weighted average



Commodity Variety	Unit	SOUTH CENTRAL U.S.				SOUTHWEST U.S.				NORTHWEST U.S.			
		Price Range	Stores with Ads	Wtd Avg Price	% Marked Local	Price Range	Stores with Ads	Wtd Avg Price	% Marked Local	Price Range	Stores with Ads	Wtd Avg Price	% Marked Local
Peaches Various Yellow Flesh Varieties	per pound	1.49-3.99	687	2.47		0.99-4.99	1,798	2.13	38	1.49-3.99	515	2.64	
Pears Bartlett	per pound	1.49	107	1.49									
Pears Bartlett	3 lb bag					0.99	7	0.99					
Pears D'Anjou	per pound	1.88	42	1.88						1.29	61	1.29	
Pineapples	each	0.99-3.50	239	2.89		1.50-3.50	713	2.46		2.29-4.99	168	3.19	
Pineapples	per pound	0.69	65	0.69		0.55-0.99	256	0.82		0.99	36	0.99	
Plums	per pound					1.49-2.69	16	2.09		2.99-3.49	302	3.01	
Plums Interspecific Type	per pound	2.99	46	2.99									
Pomegranates	each	5.99	7	5.99		5.99	40	5.99		5.99	3	5.99	
Raspberries Red	6 oz package	2.50-3.50	294	2.99		2.50-3.50	793	3.22		2.00-3.99	576	3.62	
Strawberries	1 lb package	1.50-3.99	1,150	2.41		1.69-4.99	1,081	3.54	50	1.99-3.99	371	3.58	
Strawberries	2 lb package	2.98-5.74	583	4.30		3.77-6.99	817	4.56		4.99-6.99	97	6.25	
Tangerines	per pound					1.99	9	1.99					
Tangerines	3 lb bag	3.99-6.49	55	5.31						5.99-6.99	64	6.04	
Watermelons Red Flesh Seeded Type	each	9.99	95	9.99									
Watermelons Red Flesh Seeded Type	per pound					0.50	55	0.50					
Watermelons Red Flesh Seedless Miniature	each	1.99-2.69	17	2.24		0.99-4.99	734	3.96		2.00-4.99	37	3.21	
Watermelons Red Flesh Seedless Miniature	per pound					0.99	27	0.99					
Watermelons Red Flesh Seedless Type	each	2.99-7.99	1,483	5.06		3.99-6.99	879	5.00		4.99-8.99	254	6.52	
Watermelons Red Flesh Seedless Type	per pound	0.59	68	0.59		0.33-0.89	526	0.45	10	0.38-0.59	302	0.54	
FRUITS - ORGANIC													
Apples Fuji	per pound					2.99	122	2.99					
Apples Fuji	2 lb bag	3.99-4.99	138	4.82		4.99	187	4.99		4.99	124	4.99	
Apples Gala	per pound					1.69	53	1.69					
Apples Gala	2 lb bag	3.99-4.99	138	4.82		4.99	187	4.99		4.99	124	4.99	
Apples Granny Smith	per pound					2.99	122	2.99					
Apples, Processed Juice	64 oz (1/2 gallon)	2.99	9	2.99									
Apricots	per pound									3.88	22	3.88	
Avocados	each	0.99-2.00	342	1.53		0.99-2.78	604	2.18	13	0.99-	179	1.94	

Wtd Avg - Simple weighted average



Commodity Variety	Unit	SOUTH CENTRAL U.S.				SOUTHWEST U.S.				NORTHWEST U.S.			
		Price Range	Stores with Ads	Wtd Avg Price	% Marked Local	Price Range	Stores with Ads	Wtd Avg Price	% Marked Local	Price Range	Stores with Ads	Wtd Avg Price	% Marked Local
Hass										2.78			
Bananas	per pound	0.79-0.89	134	0.82		0.79	23	0.79		0.79	26	0.79	
Blueberries	6 oz package	3.99-4.99	69	4.92		3.50-3.99	262	3.98					
Blueberries	1 pint package	3.50	107	3.50		3.50	184	3.50					
Cantaloups	each					4.99	16	4.99					
Cantaloups	per pound					0.99	11	0.99		0.79-1.29	35	1.02	
Cherries Red Varieties	per pound	5.98	107	5.98									
Grapes Black Seedless	per pound	2.48-3.88	182	3.06		2.48-3.88	293	3.00		3.88-5.99	59	4.49	
Grapes Red Seedless	per pound	2.48-3.99	254	2.96		2.48-3.88	293	3.00		3.88-5.99	59	4.49	
Grapes White Seedless Type	per pound	2.48-3.99	296	2.97		2.48-3.99	306	3.04		3.88-5.99	59	4.49	
Mangoes	each	1.25	107	1.25		2.00	20	2.00		1.50-2.00	32	1.77	
Misc Berries Blackberries	5.6 - 6 oz package	3.34-4.99	172	4.13		3.50	6	3.50					
Nectarines Various White Flesh Varieties	per pound					4.99	8	4.99					
Nectarines Various Yellow Flesh Varieties	per pound	3.32	75	3.32		3.49-4.99	66	3.73		3.32-3.99	37	3.59	
Oranges Navel	per pound					1.69	6	1.69					
Peaches Various White Flesh Varieties	per pound					4.99	8	4.99		4.99	16	4.99	
Peaches Various Yellow Flesh Varieties	per pound					4.99	8	4.99		3.99-4.99	31	4.51	
Pears D'Anjou	per pound									1.29	18	1.29	
Raspberries Red	6 oz package	3.34-4.99	423	3.91		3.50-3.79	371	3.79		3.79	72	3.79	
Strawberries	1 lb package	3.50-4.99	224	3.93		2.99-5.99	615	3.69		3.98-5.48	214	4.66	
Strawberries	2 lb package	6.99	61	6.99									
Watermelons Red Flesh Seedless Miniature	each	4.77-4.88	182	4.83		4.77	109	4.77		4.77-5.99	39	5.30	
Watermelons Red Flesh Seedless Type	each					5.99	16	5.99					
Watermelons Red Flesh Seedless Type	per pound					0.89	5	0.89					
ONIONS AND POTATOES													
Onions, Dry Red	per pound	1.19-1.49	93	1.27		0.50-0.99	27	0.75		1.29-1.49	53	1.43	
Onions, Dry Red	2 lb bag	3.29	27	3.29									
Onions, Dry White	per pound	0.44-1.29	885	0.91		0.44-1.28	538	0.86		0.99-1.28	32	1.15	
Onions, Dry Yellow	per pound	0.48-0.59	117	0.58		0.50-1.59	62	0.68		1.59	22	1.59	

Wtd Avg - Simple weighted average



Commodity Variety	Unit	SOUTH CENTRAL U.S.				SOUTHWEST U.S.				NORTHWEST U.S.			
		Price Range	Stores with Ads	Wtd Avg Price	% Marked Local	Price Range	Stores with Ads	Wtd Avg Price	% Marked Local	Price Range	Stores with Ads	Wtd Avg Price	% Marked Local
Onions, Dry Yellow	2 lb bag	1.29	114	1.29									
Onions, Dry Yellow	3 lb bag	2.99	10	2.99									
Onions, Dry Yellow Marked Sweet	per pound	0.99-1.49	443	1.27		1.28-1.48	28	1.42		0.97-1.99	428	1.47	
Onions, Dry Yellow Marked Sweet	3 lb bag	1.99-4.99	211	3.05									
Potatoes Round Red	per pound	0.79-3.99	86	1.29		0.99-1.19	66	1.02					
Potatoes Round Red	3 lb bag	2.95	4	2.95						2.99	23	2.99	
Potatoes Round Red	5 lb bag	2.98-5.99	80	4.56		2.50-2.99	41	2.58					
Potatoes Round White	per pound					1.49	9	1.49					
Potatoes Russet	per pound	0.79-1.39	223	1.22		0.97-0.99	264	0.97		1.29	79	1.29	
Potatoes Russet	5 lb bag	1.99-3.48	84	2.98						1.98	9	1.98	
Potatoes Russet	10 lb bag					2.99-4.69	14	3.72					
Potatoes Yellow Type	per pound	3.99	12	3.99						1.29	7	1.29	
Potatoes Yellow Type	3 lb bag	2.95	4	2.95									
Potatoes Yellow Type	5 lb bag	5.99	42	5.99		2.50	34	2.50					
ONIONS AND POTATOES - ORGANIC													
Onions, Dry Yellow	per pound	1.45	92	1.45		1.45	23	1.45		1.45	26	1.45	
Potatoes Round Red	3 lb bag					5.79	14	5.79					
Potatoes Russet	per pound	1.79	92	1.79		1.79	23	1.79		1.79	26	1.79	
Potatoes Russet	3 lb bag	3.99	27	3.99									
VEGETABLES													
Artichokes	each	1.50-2.49	22	1.95		2.50-3.00	360	2.99		2.99	11	2.99	
Asparagus Green	per pound	1.99-3.99	785	3.08		2.99-4.69	743	3.28		1.99-4.99	164	3.44	4
Beans Round Green Type	per pound	1.69	9	1.69		1.69	40	1.69		1.49-1.69	14	1.53	
Broccoli	per pound					0.89-1.29	63	0.90		1.29	6	1.29	
Broccoli Crown Cut	per pound	1.29-1.47	53	1.45		1.99-2.49	130	2.46		1.69-2.58	23	2.00	
Brussels Sprouts	per pound	2.99	7	2.99									
Beets	per bunch					1.50	6	1.50					
Cabbage Round Green Type	per pound	0.48-0.79	100	0.54		0.49-0.79	66	0.53					
Carrots	per pound	0.50	65	0.50		0.50-0.88	131	0.66		1.29	9	1.29	
Carrots	1 lb bag					0.40-0.99	63	0.92					
Carrots	2 lb bag					1.25	94	1.25					

Wtd Avg - Simple weighted average



Commodity Variety	Unit	SOUTH CENTRAL U.S.				SOUTHWEST U.S.				NORTHWEST U.S.			
		Price Range	Stores with Ads	Wtd Avg Price	% Marked Local	Price Range	Stores with Ads	Wtd Avg Price	% Marked Local	Price Range	Stores with Ads	Wtd Avg Price	% Marked Local
Carrots Baby Peeled	1 lb bag	1.29	107	1.29		1.25-1.49	290	1.40		1.25-1.50	111	1.46	
Carrots Baby Peeled	2 lb bag	2.50	29	2.50									
Cauliflower	each					3.50	146	3.50	100				
Cauliflower	per pound	1.29	6	1.29		0.88-1.29	79	0.91		0.99-1.69	49	1.24	
Celery Hearts	each	2.69	42	2.69									
Chinese Cabbage	per pound					0.69	40	0.69					
Cilantro	per bunch					0.50-0.99	251	0.79		1.25	15	1.25	
Corn-Sweet	each	0.25-0.99	818	0.41		0.17-1.25	1,458	0.41		0.44-1.00	486	0.57	
Cucumbers	each	0.33-0.99	339	0.53		0.25-0.99	321	0.41		0.44-0.99	25	0.92	
Cucumbers Long Seedless-Greenhouse	each	0.89-2.50	410	1.10		1.25	184	1.25		1.00	17	1.00	
Eggplant	each	1.00-1.25	214	1.13		0.50-1.25	191	1.22					
Garlic	per sleeve	1.39-1.99	107	1.63		1.25-1.67	252	1.33		0.98	9	0.98	
Lettuce, Iceberg	each	0.99-1.99	394	1.58		0.50-2.49	185	1.12		0.99-2.49	100	1.63	
Lettuce, Other Boston	each					1.29	8	1.29					
Lettuce, Other Green Leaf	each	1.29	6	1.29		0.50-1.99	135	0.93		1.29-1.50	96	1.49	
Lettuce, Other Red Leaf	each	1.29	6	1.29		0.50-1.99	135	0.93		1.29-1.50	96	1.49	
Lettuce, Romaine	each	1.29	6	1.29		0.88-1.99	129	0.96		1.29-1.48	15	1.40	
Lettuce, Romaine Hearts	3 count package	3.00	29	3.00		2.00-3.50	262	2.99	20	3.98	6	3.98	
Mushrooms Portobella	per pound									5.99	7	5.99	
Mushrooms Portobella	8 oz package	2.99-3.50	72	3.20		2.99	8	2.99					
Mushrooms Portobella	6 oz package									3.99	23	3.99	
Mushrooms White	8 oz package	0.98-2.50	246	1.58		2.00-2.48	42	2.09		1.79-2.99	172	2.41	
Onions Green	per bunch	0.50-0.60	20	0.56		0.25-0.99	425	0.74		0.50-0.79	96	0.74	
Peppers, Bell Type Green	per pound					2.19-2.99	19	2.53					
Peppers, Bell Type Green	each	0.50-1.19	697	0.71		0.69-0.99	464	0.84		0.79	138	0.79	
Peppers, Bell Type Orange	each	0.79-1.33	326	1.05		0.69-1.50	260	1.06		0.88-2.00	63	1.17	
Peppers, Bell Type Orange-Greenhouse	each	0.99-1.00	25	1.00									
Peppers, Bell Type Red	per pound					2.99	8	2.99					
Peppers, Bell Type Red	each	0.79-1.33	353	1.04		0.69-1.50	260	1.06		0.88-2.00	63	1.17	
Peppers, Bell Type Red-Greenhouse	each	0.99-1.00	25	1.00									
Peppers, Bell Type Yellow	each	0.79-1.33	326	1.05		0.69-1.50	260	1.06		0.88-2.00	63	1.17	
Peppers, Bell Type Yellow-Greenhouse	each	0.99-1.00	25	1.00									
Peppers, Other	per pound	0.48-1.79	828	1.11		0.50-1.29	489	0.96		0.98-	32	1.13	

Wtd Avg - Simple weighted average



Commodity Variety	Unit	SOUTH CENTRAL U.S.				SOUTHWEST U.S.				NORTHWEST U.S.			
		Price Range	Stores with Ads	Wtd Avg Price	% Marked Local	Price Range	Stores with Ads	Wtd Avg Price	% Marked Local	Price Range	Stores with Ads	Wtd Avg Price	% Marked Local
Jalapeno										1.59			
Peppers, Other Mixed Mini Sweet Types	1 lb package	3.99	60	3.99		1.50	8	1.50		3.50	17	3.50	
Peppers, Other Serrano	per pound					1.39	6	1.39					
Radishes	per bunch					0.50-0.99	243	0.79		0.79	61	0.79	
Salad Mixed Types	10 - 12 oz package	1.29-3.98	515	2.99		1.50-3.49	761	2.24		3.49-4.49	83	4.22	
Salad Mixed Types	5 - 9 oz package	3.00	23	3.00		3.00-3.49	369	3.02		3.48-3.50	162	3.49	
Spinach	per bunch	1.79	7	1.79		0.79-0.99	22	0.93					
Spinach Flat, Baby Type	10 oz package	4.99	60	4.99						2.00	9	2.00	
Spinach Flat, Baby Type	8 oz package	1.99	9	1.99									
Spinach Flat, Baby Type	5 - 6 oz package	1.99-3.33	137	3.19						3.50-3.99	84	3.86	
Squash Grey	per pound	0.79-0.99	99	0.86		0.79-0.99	171	0.89					
Squash Yellow Crookneck/Straightneck	per pound	0.99-1.99	650	1.19		1.49	26	1.49		1.99	61	1.99	100
Squash Zucchini	per pound	0.99-1.99	677	1.20		0.87-1.99	344	0.97		1.49-1.99	97	1.80	63
Sweet Potatoes	per pound	0.50-1.49	78	0.63		0.50	9	0.50					
Tomatoes	per pound	0.97-1.99	282	1.27		0.50-2.99	472	2.04		1.48-1.49	34	1.49	
Tomatoes Vine Ripe - Heirloom Varieties-Greenhouse	per pound									4.99	11	4.99	
Tomatoes Vine Ripes	per pound	0.99-1.99	483	1.60	7	0.79-1.99	400	1.97					
Tomatoes Vine Ripes-Greenhouse	per pound	0.99-1.99	124	1.83	10					1.29	17	1.29	
Tomatoes Vine Ripes, On The Vine-Greenhouse	per pound	0.99-2.48	198	1.41		1.98-2.49	215	2.27		0.97-1.98	474	1.51	
Tomatoes, Cherry	1 pint package									3.98	6	3.98	
Tomatoes, Grape Type	1 pint package	1.49-2.49	109	2.43		1.67	7	1.67		2.00	17	2.00	
Tomatoes, Grape Type	10 oz package	1.27-2.99	409	2.10		2.50	73	2.50					
Tomatoes, Plum Type Roma	per pound	0.59-1.59	710	1.01	5	0.50-2.79	502	0.93		0.99-2.79	61	1.86	
Tomatillos	per pound	0.67-0.69	94	0.68		0.50-1.28	157	0.72		1.28	17	1.28	
Vegetables Other Cactus Leaf (Nopales)	per pound	0.69-0.99	43	0.87		0.33	6	0.33					
VEGETABLES - ORGANIC													
Asparagus Green	per pound									2.99	1	2.99	
Broccoli	per pound					2.99	6	2.99					
Broccoli	per bunch					2.99	352	2.99					
Broccoli Crown Cut	per pound									2.48	6	2.48	

Wtd Avg - Simple weighted average



Commodity Variety	Unit	SOUTH CENTRAL U.S.				SOUTHWEST U.S.				NORTHWEST U.S.			
		Price Range	Stores with Ads	Wtd Avg Price	% Marked Local	Price Range	Stores with Ads	Wtd Avg Price	% Marked Local	Price Range	Stores with Ads	Wtd Avg Price	% Marked Local
Beets	per bunch					1.79	13	1.79					
Carrots	per pound	1.69	92	1.69		1.69	23	1.69		1.69	26	1.69	
Carrots	per bunch									2.50	11	2.50	
Carrots Baby Peeled	1 lb bag	1.89-2.00	158	1.97		1.99	14	1.99					
Cauliflower	each									4.98	6	4.98	
Cauliflower	per pound					1.49-1.79	66	1.55	80	2.49	16	2.49	
Celery	each					2.00	27	2.00	100				
Cilantro	per bunch					1.49	146	1.49					
Cucumbers	each									1.00	9	1.00	
Cucumbers Long Seedless-Greenhouse	each									2.50	6	2.50	
Greens Kale	per bunch					1.67-2.00	55	1.88					
Greens Swiss Chard	per bunch									2.50	11	2.50	
Lettuce, Other Green Leaf	each	1.79	92	1.79		1.69-1.79	31	1.76		1.79	26	1.79	
Lettuce, Other Red Leaf	each	1.79	92	1.79		1.69-1.79	31	1.76		1.79	26	1.79	
Lettuce, Romaine Hearts	3 count package	2.99-4.99	101	4.09						3.98	81	3.98	
Mushrooms Portobella	per pound									6.99	16	6.99	
Mushrooms Portobella	6 oz package	3.48	9	3.48									
Mushrooms White	8 oz package	3.79	34	3.79		3.99	8	3.99					
Onions Green	per bunch					1.49	146	1.49		1.00	9	1.00	
Peppers, Other Mixed Mini Sweet Types	1 lb package					4.99	358	4.99					
Radishes	per bunch					1.49	146	1.49					
Salad Mixed Types	1 lb bag					5.99	16	5.99					
Salad Mixed Types	10 - 12 oz package									5.99	30	5.99	
Salad Mixed Types	5 - 9 oz package	3.00-3.69	278	3.31		1.99-5.99	176	5.14		3.00-5.99	154	3.45	
Spinach Flat, Baby Type	1 lb package	5.00	64	5.00									
Spinach Flat, Baby Type	5 - 6 oz package					5.99	122	5.99					
Squash Zucchini	per pound					2.49	14	2.49		1.29	7	1.29	
Tomatoes	per pound	2.59	92	2.59		2.59	23	2.59		2.59	26	2.59	
Tomatoes Vine Ripes, On The Vine-Greenhouse	per pound					3.49	34	3.49		2.98	6	2.98	
Tomatoes, Cherry	1 pint package					2.99	14	2.99		3.48	81	3.48	
Tomatoes, Grape Type	1 pint package					2.00	53	2.00		3.48	81	3.48	
Tomatoes, Grape Type	10 oz	1.99-2.99	15	2.32									

Wtd Avg - Simple weighted average



Commodity Variety	Unit	SOUTH CENTRAL U.S.				SOUTHWEST U.S.				NORTHWEST U.S.			
		Price Range	Stores with Ads	Wtd Avg Price	% Marked Local	Price Range	Stores with Ads	Wtd Avg Price	% Marked Local	Price Range	Stores with Ads	Wtd Avg Price	% Marked Local
	package												
OTHER SPECIALTY CROPS ITEMS													
Hemp Seeds-Shelled	8 oz package	5.99-7.59	167	6.71		5.99-7.99	419	7.47		5.99-7.59	48	6.72	
Hemp Seeds-Shelled	16 oz package	14.59	75	14.59		15.19	109	15.19					
OTHER SPECIALTY CROPS ITEMS - ORGANIC													
Hemp Protein	16 oz package					13.99	109	13.99					
Hemp Seeds-Shelled	7 oz package	9.59	75	9.59		7.19-10.49	316	9.66		7.19-8.39	48	7.74	
Hemp Seeds-Shelled	12 oz package	10.69	92	10.69		17.99	184	17.99		10.69-13.59	48	12.02	
Hemp Seeds-Shelled	16 oz package					13.59	184	13.59					
SEASONAL ITEMS													
Rose, Hybrid Tea	bunched 12s	6.99-13.99	72	13.31						12.99	9	12.99	

Commodity Variety	Unit	ALASKA U.S.				HAWAII U.S.			
		Price Range	Stores with Ads	Wtd Avg Price	% Marked Local	Price Range	Stores with Ads	Wtd Avg Price	% Marked Local
FRUITS									
Apples Braeburn	per pound	1.69	2	1.69					
Apples Fuji	per pound					1.39	4	1.39	
Apples Gala	per pound	2.29	28	2.29					
Apples, Processed Juice	64 oz (1/2 gallon)	2.99	13	2.99					
Avocados Hass	each	1.79	11	1.79		1.50	23	1.50	
Bananas	per pound					1.29	3	1.29	
Blueberries	6 oz package	3.50-4.99	14	4.67					
Blueberries	1 pint package	3.49	2	3.49					
Cantaloups	per pound					1.39	3	1.39	
Cherries Rainier	per pound	7.99	2	7.99		9.32	4	9.32	

Wtd Avg - Simple weighted average



Commodity Variety	Unit	ALASKA U.S.				HAWAII U.S.			
		Price Range	Stores with Ads	Wtd Avg Price	% Marked Local	Price Range	Stores with Ads	Wtd Avg Price	% Marked Local
Cherries Red Varieties	per pound	4.88-7.49	36	6.44		5.99	27	5.99	
Clementines	2 lb bag					5.59	7	5.59	
Grapes Black Seedless	per pound	3.69	11	3.69					
Grapes Red Seedless	per pound	3.69-4.38	14	3.84					
Grapes White Seedless Type	per pound	2.49-4.38	27	3.26					
Honeydews	per pound	1.98	3	1.98					
Mangoes	each	1.49-2.50	3	2.16		1.67	4	1.67	
Misc Berries Blackberries	5.6 - 6 oz package	4.99	11	4.99					
Nectarines Various White Flesh Varieties	per pound	2.49-3.49	22	2.99					
Nectarines Various Yellow Flesh Varieties	per pound	2.49-4.99	25	3.15					
Oranges Navel	per pound	1.79	2	1.79		1.39	23	1.39	
Peaches Various White Flesh Varieties	per pound	2.49-3.49	22	2.99		3.99	4	3.99	
Peaches Various Yellow Flesh Varieties	per pound	2.49-4.99	28	3.19					
Pears D'Anjou	3 lb bag					4.99	3	4.99	
Pineapples	each	5.29	1	5.29					
Pineapples	per pound					1.49	23	1.49	
Plums	per pound	3.49	11	3.49					
Raspberries Red	6 oz package	3.99-4.99	22	4.49					
Strawberries	1 lb package	3.49-4.99	14	4.78		3.00	23	3.00	
Watermelons Red Flesh Seeded Type	per pound					1.99	7	1.99	100
Watermelons Red Flesh Seedless Type	each	8.99-10.99	22	9.17					
Watermelons Red Flesh Seedless Type	per pound	0.89	1	0.89		0.99-1.29	36	1.27	
FRUITS - ORGANIC									
Apples Fuji	2 lb bag	3.98-3.99	4	3.98					
Apples Pink Lady/Cripps Pink	2 lb bag	5.49	28	5.49					
Apricots	per pound					4.66	4	4.66	
Avocados Hass	each					3.34	4	3.34	
Grapes Black Seedless	per pound					4.66	4	4.66	

Wtd Avg - Simple weighted average



Commodity Variety	Unit	ALASKA U.S.				HAWAII U.S.			
		Price Range	Stores with Ads	Wtd Avg Price	% Marked Local	Price Range	Stores with Ads	Wtd Avg Price	% Marked Local
Grapes Red Seedless	per pound					4.66	4	4.66	
Grapes White Seedless Type	per pound					4.66	4	4.66	
Mangoes	each	2.99	28	2.99					
Nectarines Various White Flesh Varieties	per pound	3.49	11	3.49					
Nectarines Various Yellow Flesh Varieties	per pound	3.49	11	3.49					
Peaches Various White Flesh Varieties	per pound	3.49	11	3.49					
Peaches Various Yellow Flesh Varieties	per pound	3.49	11	3.49					
Strawberries	1 lb package	4.58	3	4.58					
Watermelons Red Flesh Seedless Miniature	each					5.72	4	5.72	
ONIONS AND POTATOES									
Onions, Dry Red	per pound	1.38	3	1.38					
Onions, Dry Yellow	per pound	1.38	3	1.38					
Onions, Dry Yellow	2 lb bag	2.59	1	2.59					
Onions, Dry Yellow	3 lb bag					3.29	7	3.29	
Onions, Dry Yellow Marked Sweet	per pound	1.49-1.99	41	1.91					
Potatoes Round Red	5 lb bag	5.99	2	5.99					
Potatoes Russet	per pound	1.78	3	1.78					
Potatoes Russet	5 lb bag	4.29	1	4.29		4.39	3	4.39	
VEGETABLES									
Asparagus Green	per pound	3.99	20	3.99		3.99-4.99	46	4.49	
Bok Choy	per pound					2.99	33	2.99	100
Broccoli	per pound					2.99	33	2.99	
Broccoli Crown Cut	per pound	2.99-3.49	38	3.37		2.19-2.69	30	2.64	
Beets	per pound					2.09	7	2.09	
Cabbage Round Green Type	per pound					1.29	23	1.29	
Carrots Baby Peeled	1 lb bag	2.00	3	2.00					
Carrots Baby Peeled	2 lb bag					4.29	7	4.29	
Cauliflower	each	5.29	28	5.29					

Wtd Avg - Simple weighted average



Commodity Variety	Unit	ALASKA U.S.				HAWAII U.S.			
		Price Range	Stores with Ads	Wtd Avg Price	% Marked Local	Price Range	Stores with Ads	Wtd Avg Price	% Marked Local
Cauliflower	per pound	2.99	9	2.99					
Celery	per pound					2.19	3	2.19	
Chinese Cabbage	per pound					0.99-1.19	11	1.06	64
Corn-Sweet	each	1.25-1.50	15	1.42		0.34-0.53	27	0.37	
Cucumbers	each	1.00	1	1.00					
Cucumbers	per pound					1.69	3	1.69	
Lettuce, Iceberg	each	2.18-3.99	31	3.81					
Lettuce, Iceberg	per pound					1.99	3	1.99	
Lettuce, Other Green Leaf	each	1.89	1	1.89					
Lettuce, Other Red Leaf	each	1.89	1	1.89					
Lettuce, Romaine	per pound					2.69	4	2.69	
Lettuce, Romaine Hearts	3 count package					4.99	23	4.99	
Mushrooms Portobella	6 oz package	4.99	2	4.99					
Onions Green	per bunch	1.19	1	1.19					
Peppers, Bell Type Green	per pound					2.49	7	2.49	
Peppers, Bell Type Green	each	1.39-1.99	39	1.82					
Peppers, Bell Type Orange	each	1.50	9	1.50					
Peppers, Bell Type Orange-Greenhouse	each	1.67	2	1.67					
Peppers, Bell Type Red	each	1.50	9	1.50					
Peppers, Bell Type Red-Greenhouse	each	1.67	2	1.67					
Peppers, Bell Type Yellow	each	1.50	9	1.50					
Peppers, Bell Type Yellow-Greenhouse	each	1.67	2	1.67					
Spinach	per bunch					2.50	27	2.50	
Squash Zucchini	per pound	1.89	1	1.89					
Tomatoes	per pound					1.99-2.29	26	2.02	88
Tomatoes Vine Ripes, On The Vine-Greenhouse	per pound	1.79-2.99	20	2.33		2.69-2.99	27	2.73	
VEGETABLES - ORGANIC									
Mushrooms White	6 oz package	3.28	3	3.28					
Peppers, Bell Type Orange	per pound	6.79	1	6.79					
Peppers, Bell Type Red	per pound	6.79	1	6.79					

Wtd Avg - Simple weighted average



Commodity Variety	Unit	ALASKA U.S.				HAWAII U.S.			
		Price Range	Stores with Ads	Wtd Avg Price	% Marked Local	Price Range	Stores with Ads	Wtd Avg Price	% Marked Local
Peppers, Bell Type Yellow	per pound	6.79	1	6.79					
Peppers, Other Mixed Mini Sweet Types	1 lb package	5.88	3	5.88					
OTHER SPECIALTY CROPS ITEMS									
Hemp Seeds-Shelled	8 oz package	8.24	11	8.24		9.19	4	9.19	
Hemp Seeds-Shelled	16 oz package					18.39	4	18.39	
OTHER SPECIALTY CROPS ITEMS - ORGANIC									
Hemp Seeds-Shelled	7 oz package	9.74	11	9.74		11.39	4	11.39	
Hemp Seeds-Shelled	12 oz package					15.99	4	15.99	

REGIONAL DEFINITIONS

As used in this report, regions include the following states:

NORTHEAST U.S.	Connecticut, Delaware, Massachusetts, Maryland, Maine, New Hampshire, New jersey, New York, Pennsylvania, Rhode Island and Vermont
SOUTHEAST U.S.	Alabama, Florida, Georgia, Mississippi, North Carolina, South Carolina, Tennessee, Virginia and West Virginia
MIDWEST U.S.	Iowa, Illinois, Indiana, Kentucky, Michigan, Minnesota, North Dakota, Nebraska, Ohio, South Dakota and Wisconsin
SOUTH CENTRAL U.S.	Arkansas, Colorado, Kansas, Louisiana, Missouri, New Mexico, Oklahoma, and Texas
SOUTHWEST U.S.	Arizona, California, Nevada and Utah
NORTHWEST U.S.	Idaho, Montana, Oregon, Washington, and Wyoming
ALASKA U.S.	Alaska
HAWAII U.S.	Hawaii