



Specialty Crops Market News Division

Agricultural
Marketing
Service

National Retail Report - Specialty Crops

Websites: www.marketnews.usda.gov/mnp/fv-home and <http://www.ams.usda.gov/mnreports/fvwretail.pdf>
and http://www.ams.usda.gov/mnreports/wa_lo100.txt

Volume XVII - Number 25

Issued Weekly

Friday, June 23, 2023

Advertised Prices for Specialty Crops at Major Retail Supermarket Outlets ending during the period of 06/17 to 06/29^{1,2}

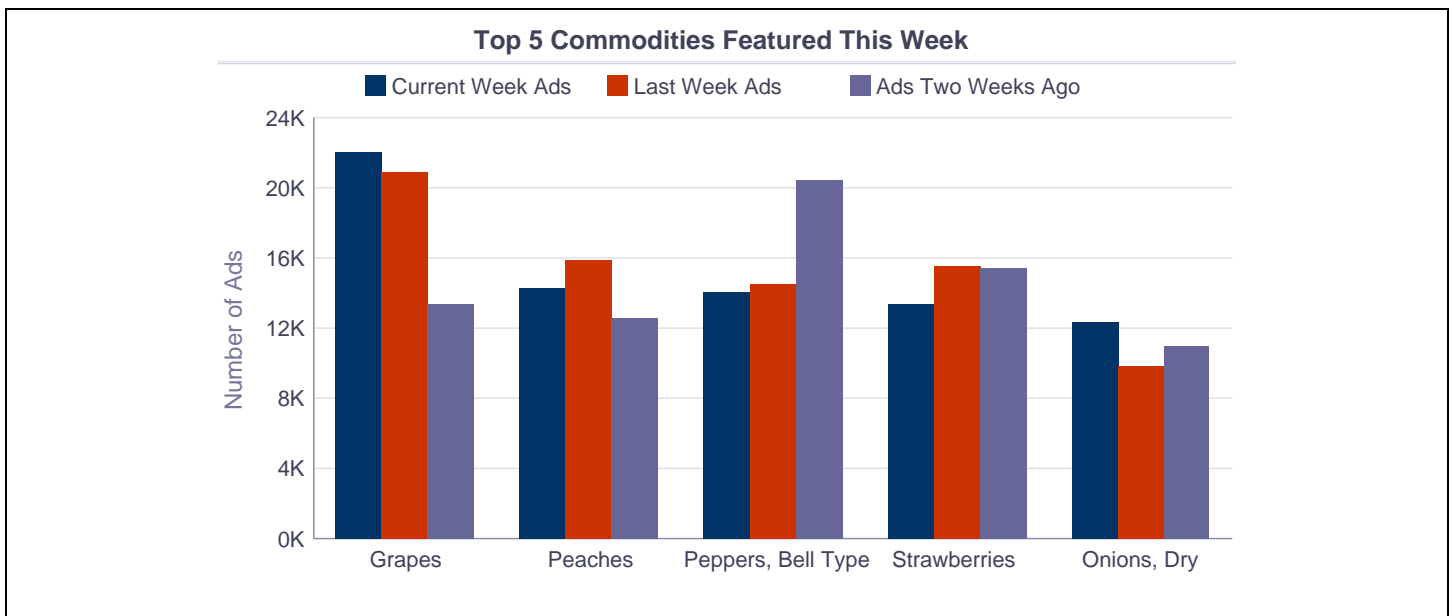
Peachy Keen

Peaches, nectarines, and cherries were some of the sweetest deals this week for shoppers looking for freshness on a budget. Cantaloupes, watermelons, and strawberries were popular fruits, along with year-round favorites like avocados, mangos, and grapes. Packages of burger fixings featuring lettuce, onion, and tomatoes were advertised alongside ground beef and buns. Zucchini, yellow squash, asparagus, portobella mushrooms, and corn were promoted for grilled meals. Many flyers featured 4th of July party supplies and fireworks.

Total ad numbers this week were 289,655, a 1% increase from last week's total of 287,305. The total for the same week last year was 1% higher than for this year. The total number of ads broken out by commodity groups: fruit 164,441 (57% of all ads), onions and potatoes 14,721 (5%), vegetables 104,005 (36%), herbs 792, ornamentals 418, and hemp 5,278. The number of ads for organic produce was 40,087, 14% of total ads.

The following are the prices of major advertised items (3,000 plus ads) this week, compared to the same week last year. Significant increases in price for fruit this week included yellow peaches at 31%, 1 lb. strawberries (conventional at 19%, organic at 11%), nectarines (yellow at 16%, white at 10%), and red seedless grapes at 10%. Significant decreases included red cherries at 20%, avocados at 12%, and white seedless grapes at 11%. There were no significant changes in price for onions and potatoes this week. There were no significant changes in price for vegetables this week.

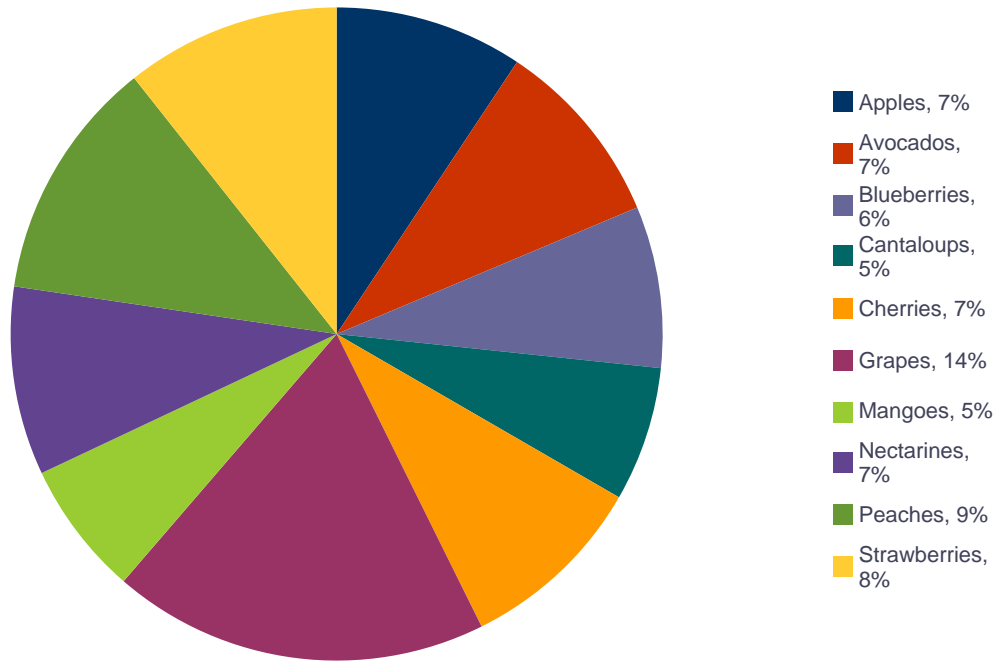
For more detailed information on organic and locally grown produce visit the National Retail--Local and Organic Report at: http://www.ams.usda.gov/mnreports/wa_lo100.txt



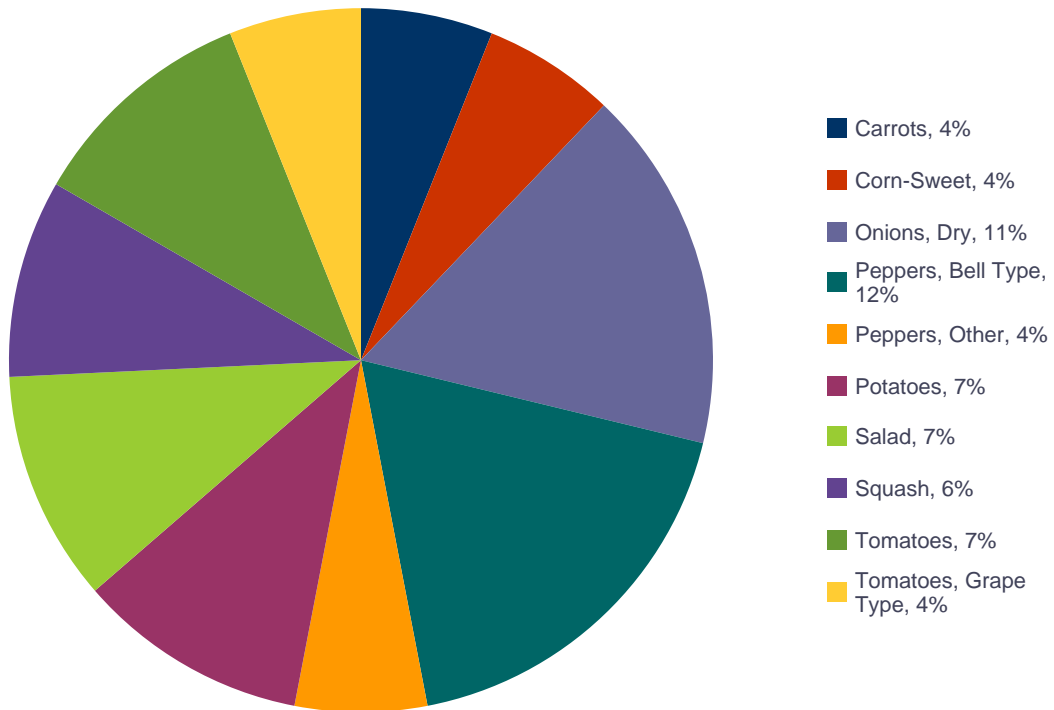
1 - Specialty Crops Market News surveys over 400 retailers, comprising over 30,300 individual stores, with online weekly advertised features.

2 - Date range reflects one week of data collection ending on the report date and encompasses ad pricing good from the Saturday before the report release date through the following Friday.

Top 10 Fruits as Percentage of Total Fruit Ads



Top 10 Vegetables as Percentage of Total Vegetable Ads Including Onions and Potatoes





NATIONAL SUMMARY

(not including AK & HI)

FRUITS								
Commodity	Variety	Unit	THIS WEEK		LAST WEEK		LAST YEAR	
			Stores With Ads	Wtd Avg Price	Stores With Ads	Wtd Avg Price	Stores With Ads	Wtd Avg Price
Apples	Braeburn	per pound	9	1.44	23	1.29	6	1.49
Apples	Fuji	per pound	2,409	1.52	1,828	1.84	340	1.41
Apples	Fuji	3 lb bag	1,861	4.97	113	5.87	1,877	4.48
Apples	Fuji	5 lb bag	31	5.00			220	5.99
Apples	Gala	per pound	2,507	1.53	878	1.41	301	1.65
Apples	Gala	3 lb bag	197	3.06	113	5.87	176	3.66
Apples	Gala	5 lb bag	31	5.00				
Apples	Golden Delicious	2 lb bag	8	3.49	25	3.98		
Apples	Granny Smith	per pound	18	1.91	241	1.68	1,544	1.38
Apples	Honeycrisp	per pound	731	2.48	487	2.78	3,518	2.39
Apples	Mcintosh	per pound	16	0.99				
Apples	Pink Lady/Cripps Pink	per pound	2,551	1.64	352	1.21	771	1.88
Apples	Pink Lady/Cripps Pink	3 lb bag	50	4.15	106	5.99	297	4.63
Apples	Red Delicious	per pound	51	0.96	36	1.20	794	1.34
Apples	Red Delicious	3 lb bag	82	3.50	183	5.02	25	3.61
Apples	Red Delicious	5 lb bag	31	5.00	46	5.88		
Apples, Processed	Juice	64 oz (1/2 gallon)	2,484	2.60	2,824	2.66	3,766	2.27
Apples, Processed	Juice	96 oz (3/4 gallon)	114	3.82	15	4.99		
Apples, Processed	Juice	128 oz (1 gallon)	36	5.86	62	6.41		
Apples, Processed	Juice Marked Cider	64 oz (1/2 gallon)	58	2.05	428	3.16	296	2.59
Apricots		per pound	1,109	4.16	1,363	4.13	634	3.27
Avocados	Hass	each	8,556	1.36	7,016	1.31	3,810	1.54
Bananas		per pound	469	0.54	231	0.56	410	0.51
Blueberries		6 oz package	2,733	2.95	1,779	3.28	762	2.52
Blueberries		1 pint package	5,184	2.66	2,990	2.88	7,016	2.65
Blueberries		18 oz package	865	4.17	2,205	5.06	793	5.34
Cantaloups		each	7,683	2.83	3,149	3.32	5,928	2.77
Cantaloups		per pound	720	0.77	356	0.74	645	0.83
Cherries	Rainier	per pound	430	6.47	677	7.16	561	6.99
Cherries	Red Varieties	per pound	10,199	4.14	12,378	4.30	4,450	5.16
Clementines		3 lb bag	769	4.88	243	5.78	106	6.14

Wtd Avg - Simple weighted average



Clementines		2 lb bag	57	4.32			81	4.21
Fruit, Other	Cactus Pears	per pound	9	1.49	9	0.99		
Grapefruit	Red	each	134	0.96	130	1.93	400	1.52
Grapefruit	Red	per pound	61	0.50	7	0.25	12	0.79
Grapes	Black Seedless	per pound	1,993	2.35	1,385	2.79	4,733	1.99
Grapes	Red Seedless	per pound	6,355	2.22	5,545	2.43	9,041	2.02
Grapes	White Seedless Type	per pound	7,207	1.95	5,109	2.68	8,944	2.18
Honeydews		each	325	3.61	615	3.65	2,004	3.86
Honeydews		per pound	550	1.29	169	0.69	133	1.04
Kiwifruit	Hayward	each	1,580	0.40	72	0.65	233	0.60
Kiwifruit	Hayward	1 lb bag	108	4.07			29	4.02
Lemons		each	1,098	0.66	1,350	0.58	2,643	0.69
Lemons		per pound	122	0.70	107	0.83	84	0.79
Lemons		2 lb bag	1,448	3.16	3,719	3.38	158	3.61
Limes		each	1,489	0.37	2,408	0.40	2,068	0.55
Limes		per pound	259	0.67	266	0.82	164	0.69
Mangoes		each	8,201	0.98	5,863	1.01	5,605	0.99
Mangoes		per pound	6	0.79			21	2.99
Misc Berries	Blackberries	5.6 - 6 oz package	4,844	2.57	5,540	3.18	5,410	2.37
Nectarines	Various White Flesh Varieties	per pound	3,127	2.72	2,622	2.30	5,657	2.49
Nectarines	Various Yellow Flesh Varieties	per pound	7,285	2.69	6,185	2.66	8,137	2.32
Oranges	Navel	each	1,549	0.95	772	1.02	717	1.11
Oranges	Navel	per pound	357	1.80	167	1.38	255	1.25
Oranges	Navel	3 lb bag	467	5.74	115	4.97	537	5.86
Oranges	Navel	4 lb bag	106	5.00	354	5.00	26	4.60
Oranges	Valencia	per pound	118	0.79	64	0.98	37	0.99
Oranges	Valencia	3 lb bag	16	2.99			8	4.99
Papaya	Maradol/Tainung Types	per pound	742	1.00	259	1.07	1,532	1.17
Papaya	Solo Type	per pound	143	1.41	38	1.37	194	1.35
Peaches	Various White Flesh Varieties	per pound	3,526	2.69	4,205	2.29	5,004	2.53
Peaches	Various Yellow Flesh Varieties	per pound	8,798	2.41	10,163	2.45	11,811	1.86
Pears	Bartlett	per pound	337	1.96	437	1.78	396	1.88
Pears	Bosc	per pound	46	1.85	7	1.99	13	2.12
Pears	D'Anjou	per pound	151	1.67	497	1.83	151	1.87
Pineapples		each	3,837	2.83	4,822	2.62	4,751	2.78
Pineapples		per pound	249	0.73	357	0.81	452	0.76
Plums		per pound	1,143	3.14	543	2.90	2,292	2.34
Plums	Interspecific Type	per pound	380	3.11	175	2.99	1,471	2.81



Pomegranates		each	8	3.99	58	5.71	3	2.99
Prunes		per pound	8	2.99			7	3.49
Raspberries	Red	6 oz package	2,022	3.15	4,513	3.37	3,924	2.89
Strawberries		1 lb package	6,823	2.98	10,559	2.71	7,447	2.51
Strawberries		2 lb package	3,043	4.26	2,229	4.81	2,239	3.97
Tangerines		per pound	8	1.49	9	1.99		
Tangerines		3 lb bag	858	5.41	832	5.64	291	4.59
Watermelons	Red Flesh Seeded Type	each	14	6.99	638	6.28	54	6.80
Watermelons	Red Flesh Seeded Type	per pound	18	0.42	55	0.50	47	0.84
Watermelons	Red Flesh Seedless Miniature	each	3,949	3.76	2,489	4.36	2,071	3.53
Watermelons	Red Flesh Seedless Miniature	per pound	115	1.29	27	0.99	35	2.29
Watermelons	Red Flesh Seedless Type	each	2,339	5.61	8,034	5.04	5,602	5.01
Watermelons	Red Flesh Seedless Type	per pound	326	0.57	970	0.50	961	0.57
ORGANIC								
Apples	Fuji	per pound	15	1.99	130	2.93	43	1.99
Apples	Fuji	2 lb bag	228	4.99	1,609	4.97	1,817	4.51
Apples	Gala	per pound	38	2.49	53	1.69	1,163	2.48
Apples	Gala	2 lb bag	252	4.99	1,633	4.97	59	4.48
Apples, Processed	Juice	64 oz (1/2 gallon)	304	3.35	254	3.18	288	3.28
Apricots		per pound	16	4.99	108	3.88		
Avocados	Hass	each	2,077	1.97	1,390	2.03	475	1.67
Bananas		per pound	338	0.84	757	0.78	88	0.78
Blueberries		6 oz package	509	3.83	465	4.06	1,345	3.77
Blueberries		1 pint package	660	4.82	459	3.84	39	5.20
Blueberries		18 oz package	61	6.99				
Cantaloups		each	192	4.62	16	4.99	57	3.87
Cantaloups		per pound	27	1.21	46	1.01	1	0.99
Cherries	Red Varieties	per pound	21	8.66	107	5.98		
Grapes	Black Seedless	per pound	777	3.21	739	3.28	1,020	2.59
Grapes	Red Seedless	per pound	2,600	2.93	3,344	3.22	4,881	2.80
Grapes	White Seedless Type	per pound	3,019	2.99	3,683	3.21	4,839	2.80
Honeydews		each	9	8.99			32	4.98
Mangoes		each	456	1.57	237	1.43	1,577	2.14
Misc Berries	Blackberries	5.6 - 6 oz package	527	3.86	1,984	3.68	2,470	3.54
Nectarines	Various White Flesh Varieties	per pound	92	3.17	8	4.99	436	3.32
Nectarines	Various Yellow Flesh Varieties	per pound	1,595	3.14	1,541	3.47	2,477	3.26
Oranges	Navel	each	9	0.99				
Oranges	Navel	per pound	6	1.69	6	1.69	152	1.89

Wtd Avg - Simple weighted average



Oranges	Valencia	4 lb bag	290	7.73	24	7.99	9	5.99
Peaches	Various White Flesh Varieties	per pound	108	3.44	24	4.99	512	3.36
Peaches	Various Yellow Flesh Varieties	per pound	1,742	3.22	1,335	3.50	2,653	3.31
Pears	Bartlett	per pound	284	1.52	9	1.99		
Pears	Bosc	per pound	7	1.99			9	2.38
Pears	D'Anjou	per pound	7	1.99	45	1.62	56	2.05
Plums		per pound	8	3.99	74	2.88		
Raspberries	Red	6 oz package	1,796	3.53	2,249	3.85	976	3.86
Strawberries		1 lb package	3,152	4.04	2,639	4.24	4,631	3.63
Strawberries		2 lb package	285	4.09	100	6.99	159	5.23
Watermelons	Red Flesh Seedless Miniature	each	408	5.04	483	4.84	71	4.99
Watermelons	Red Flesh Seedless Miniature	per pound	19	1.26				
Watermelons	Red Flesh Seedless Type	each	9	9.99	16	5.99		
Watermelons	Red Flesh Seedless Type	per pound	33	0.80	5	0.89	32	0.73

ONIONS AND POTATOES

Commodity	Variety	Unit	THIS WEEK		LAST WEEK		LAST YEAR	
			Stores With Ads	Wtd Avg Price	Stores With Ads	Wtd Avg Price	Stores With Ads	Wtd Avg Price
Onions, Dry	Red	per pound	433	1.21	442	1.23	478	1.89
Onions, Dry	Red	2 lb bag	735	3.04	163	2.33	66	3.22
Onions, Dry	Red	3 lb bag	388	4.99	74	4.99		
Onions, Dry	White	per pound	1,558	1.10	1,948	1.07	856	0.80
Onions, Dry	White	2 lb bag	140	1.94	59	2.99	139	2.11
Onions, Dry	Yellow	per pound	284	1.45	342	0.90	822	1.09
Onions, Dry	Yellow	2 lb bag	155	2.04	561	1.42	79	1.93
Onions, Dry	Yellow	3 lb bag	2,657	2.52	261	2.55	1,329	2.94
Onions, Dry	Yellow	5 lb bag	46	4.99				
Onions, Dry	Yellow Marked Sweet	per pound	2,877	1.26	3,001	1.23	3,229	1.24
Onions, Dry	Yellow Marked Sweet	2 lb bag	186	2.56	596	1.65	167	2.42
Onions, Dry	Yellow Marked Sweet	3 lb bag	1,704	3.85	1,156	3.21	1,701	3.82
Onions, Dry	Yellow Marked Sweet	5 lb bag	403	4.94	170	5.10	1,634	4.48
Potatoes	Round Red	per pound	329	1.12	239	1.13	864	1.19
Potatoes	Round Red	3 lb bag	1,226	2.99	428	2.94	42	3.48
Potatoes	Round Red	5 lb bag	2,134	3.64	456	4.68	88	4.39
Potatoes	Round White	per pound	7	0.79	9	1.49	53	1.06
Potatoes	Round White	3 lb bag	19	3.00	19	3.00		
Potatoes	Round White	5 lb bag	90	3.32			26	3.49

Wtd Avg - Simple weighted average



Potatoes	Russet	per pound	357	1.27	1,833	1.06	677	1.06
Potatoes	Russet	3 lb bag	136	1.73	84	2.68	5	1.88
Potatoes	Russet	5 lb bag	2,458	3.25	1,026	3.67	2,062	3.24
Potatoes	Russet	10 lb bag	113	3.89	31	4.54	119	3.49
Potatoes	Russet	8 lb bag	956	4.98	81	4.48	33	4.47
Potatoes	Yellow Type	per pound	40	1.81	29	2.30	279	1.40
Potatoes	Yellow Type	3 lb bag	37	2.67	174	2.89	220	5.99
Potatoes	Yellow Type	5 lb bag	386	5.53	290	5.45	231	5.42
Potatoes	Yellow Type	8 lb bag	8	3.89	8	3.98		

ORGANIC

Onions, Dry	Red	2 lb bag	190	3.99	190	3.99		
Onions, Dry	Yellow	per pound	154	1.45	154	1.45	139	1.46
Onions, Dry	Yellow	2 lb bag	22	2.50				
Onions, Dry	Yellow	3 lb bag	190	3.99	228	3.99	87	3.94
Onions, Dry	Yellow Marked Sweet	per pound	9	1.49	9	1.49		
Onions, Dry	Yellow Marked Sweet	2 lb bag	197	2.99	347	2.99		
Onions, Dry	Yellow Marked Sweet	3 lb bag	8	4.48			23	4.50
Potatoes	Round Red	per pound	7	1.29				
Potatoes	Russet	per pound	154	1.79	154	1.79	130	1.49
Potatoes	Russet	3 lb bag	27	3.99	27	3.99	79	2.99
Potatoes	Russet	5 lb bag	8	4.99				

VEGETABLES

Commodity	Variety	Unit	THIS WEEK		LAST WEEK		LAST YEAR	
			Stores With Ads	Wtd Avg Price	Stores With Ads	Wtd Avg Price	Stores With Ads	Wtd Avg Price
Artichokes		each	628	2.98	749	2.68	1,064	2.79
Asparagus	Green	per pound	2,815	3.12	7,950	2.69	5,594	2.92
Beans	Round Green Type	per pound	353	1.57	1,864	1.92	618	1.42
Beets		per bunch	17	1.97	16	2.43	8	2.49
Beets		per pound	8	0.50			40	0.66
Broccoli		per pound	41	1.39	69	0.94	86	0.84
Broccoli		per bunch	1,260	2.97	1,310	2.91	1,609	2.92
Broccoli	Baby Hybrid Type	per bunch	68	2.64				
Broccoli	Crown Cut	per pound	1,010	2.00	1,107	1.86	2,426	1.62
Brussels Sprouts		per pound	94	3.42	7	2.99	820	2.58
Brussels Sprouts		2 lb bag	74	6.49				
Cabbage	Red Type	per pound	243	0.98			1	0.79

Wtd Avg - Simple weighted average



Cabbage	Round Green Type	per pound	2,130	0.79	1,970	0.66	792	0.74
Carrots		per pound	150	0.57	243	0.69	90	0.49
Carrots		1 lb bag	38	1.08	102	0.96	22	0.82
Carrots		2 lb bag	39	1.73	193	1.59	91	1.79
Carrots	Baby Peeled	1 lb bag	2,208	1.22	3,143	1.19	1,725	1.43
Carrots	Baby Peeled	2 lb bag	320	2.12	404	2.51	298	2.56
Cauliflower		each	2,501	2.88	1,810	3.05	1,785	2.92
Cauliflower		per pound	527	1.28	367	1.25	789	1.39
Celery		each	1,295	1.56	272	2.62	496	1.50
Cilantro		per bunch	689	0.86	638	0.91	756	0.63
Corn-Sweet		each	3,988	0.50	7,932	0.44	5,717	0.52
Cucumbers		each	2,354	0.61	2,607	0.63	3,185	0.60
Cucumbers		per pound	126	0.95			133	1.20
Cucumbers	Long Seedless-Greenhouse	each	1,357	1.42	4,177	1.33	3,292	1.45
Eggplant		per pound	758	1.53	677	1.31	927	1.27
Eggplant		each	34	1.29	465	1.18	259	2.18
Garlic		per pound	15	6.99				
Garlic		per sleeve	193	1.17	618	1.60	332	1.39
Greens	Collard	per bunch	15	1.85	8	1.99	31	1.34
Greens	Collard	per pound	22	0.99	9	0.99	9	0.99
Greens	Kale	per bunch	23	1.46	86	1.54	54	1.00
Greens	Mustard	per bunch	7	1.69			17	1.48
Greens	Swiss Chard	per bunch	9	2.98				
Greens	Swiss Chard	per pound	9	0.99				
Greens	Turnip Tops	per bunch	7	1.69			17	1.48
Lettuce, Iceberg		each	2,729	1.54	3,517	1.53	2,545	1.54
Lettuce, Other	Green Leaf	each	190	1.17	518	1.50	417	1.26
Lettuce, Other	Green Leaf	per pound	296	1.58	92	1.87	590	1.55
Lettuce, Other	Red Leaf	each	201	1.15	518	1.50	399	1.26
Lettuce, Other	Red Leaf	per pound	296	1.58	92	1.87	590	1.55
Lettuce, Romaine		each	271	1.29	431	1.50	406	1.28
Lettuce, Romaine		per pound	360	1.43	93	1.78	659	1.62
Lettuce, Romaine	Hearts	3 count package	1,268	3.23	1,212	3.13	1,428	3.27
Mushrooms	Portobella	per pound	19	3.99	37	3.94	361	3.60
Mushrooms	Portobella	6 oz package	21	3.49	170	3.78	440	3.50
Mushrooms	White	8 oz package	1,375	1.88	1,196	1.97	1,692	2.01
Onions Green		per bunch	1,205	0.75	1,374	0.79	547	0.66
Peppers, Bell Type	Green	per pound	775	1.43	919	1.54	534	1.48
Peppers, Bell Type	Green	each	1,854	0.79	3,669	0.86	1,822	0.85



Peppers, Bell Type	Orange	per pound	1,599	3.34	280	2.22	428	2.94
Peppers, Bell Type	Orange	each	1,612	1.24	2,028	1.30	3,229	1.38
Peppers, Bell Type	Orange-Greenhouse	per pound	3	2.49	410	2.61	8	2.99
Peppers, Bell Type	Orange-Greenhouse	each	110	1.65	470	1.03	108	1.53
Peppers, Bell Type	Red	per pound	2,143	2.94	434	2.33	609	2.73
Peppers, Bell Type	Red	each	1,937	1.16	2,170	1.31	4,238	1.37
Peppers, Bell Type	Red-Greenhouse	per pound	3	2.49	410	2.61	8	2.99
Peppers, Bell Type	Red-Greenhouse	each	95	1.67	470	1.03	108	1.53
Peppers, Bell Type	Yellow	per pound	1,674	3.30	280	2.22	491	2.89
Peppers, Bell Type	Yellow	each	1,693	1.23	2,012	1.30	3,511	1.39
Peppers, Bell Type	Yellow-Greenhouse	per pound	3	2.49	410	2.61	8	2.99
Peppers, Bell Type	Yellow-Greenhouse	each	110	1.65	470	1.03	108	1.53
Peppers, Other	Jalapeno	per pound	1,336	1.05	1,438	1.07	680	0.95
Peppers, Other	Mixed Mini Sweet Types	1 lb package	2,450	3.74	454	3.37	399	3.07
Peppers, Other	Serrano	per pound	34	1.49	14	1.16	154	0.92
Radishes		per bunch	328	1.04	391	0.95	510	1.23
Radishes		6 oz film bags	162	0.99				
Radishes		1 lb bag	52	1.96	25	1.99	152	1.68
Salad	Mixed Types	1 lb bag	8	1.99	16	5.00		
Salad	Mixed Types	10 - 12 oz package	1,942	2.49	3,487	2.48	1,735	2.36
Salad	Mixed Types	5 - 9 oz package	2,076	2.79	2,252	2.95	1,234	2.61
Spinach		per bunch	109	1.58	86	1.48	401	1.56
Spinach	Flat, Baby Type	10 oz package	9	1.49	102	4.08	259	4.60
Spinach	Flat, Baby Type	8 oz package	718	2.09	159	2.11	216	1.85
Spinach	Flat, Baby Type	5 - 6 oz package	281	2.90	239	3.41	319	3.41
Squash	Acorn	per pound	34	1.39			389	1.28
Squash	Butternut	per pound	41	1.24	17	0.99	415	1.32
Squash	Grey	per pound	468	1.10	270	0.88	332	0.87
Squash	Spaghetti	per pound	98	1.46			380	1.30
Squash	Yellow Crookneck/Straightneck	per pound	2,858	1.49	3,708	1.49	3,432	1.41
Squash	Zucchini	per pound	3,336	1.47	5,640	1.41	3,967	1.38
Sweet Potatoes		per pound	800	1.15	389	0.85	1,156	1.02
Tomatillos		per pound	405	0.71	326	0.75	1,415	0.90
Tomatoes		per pound	2,197	1.93	1,348	1.75	1,140	1.68
Tomatoes	Vine Ripe - Heirloom Varieties-Greenhouse	per pound	64	2.34	101	3.13	289	3.92
Tomatoes	Vine Ripes	per pound	1,186	1.33	1,501	1.62	1,594	1.94
Tomatoes	Vine Ripes, On The Vine-Greenhouse	per pound	3,352	1.78	3,676	1.63	5,494	1.89
Tomatoes	Vine Ripes-Greenhouse	per pound	1,003	2.06	824	2.46	164	1.88



Tomatoes, Cherry		1 pint package	122	2.45	22	2.18		
Tomatoes, Grape Type		1 pint package	1,086	2.30	872	2.46	1,092	2.41
Tomatoes, Grape Type		10 oz package	1,467	3.00	1,010	2.34	2,015	2.25
Tomatoes, Plum Type	Roma	per pound	2,730	1.04	2,819	1.15	1,637	1.19
Vegetables Other	Cactus Leaf (Nopales)	per pound	34	1.21	49	0.81	155	0.60
ORGANIC								
Beets		per bunch	46	2.39	30	2.04		
Broccoli		per pound	298	2.49	6	2.99	244	2.47
Broccoli		per bunch	385	3.03	488	3.09	78	3.36
Carrots		per pound	154	1.69	154	1.69	130	1.39
Carrots		1 lb bag	111	1.42			421	1.00
Carrots		2 lb bag	8	2.49	8	2.49		
Carrots		per bunch	19	2.99	83	2.49	199	1.23
Carrots	Baby Peeled	1 lb bag	1,033	1.90	898	2.08	1,750	1.87
Cauliflower		each	425	3.99	6	4.98	11	3.99
Cauliflower		per pound	303	2.49	82	1.73	272	2.43
Celery	Hearts	each	166	2.78	356	2.99	243	2.61
Cucumbers	Long Seedless-Greenhouse	each	22	1.85	20	2.15	23	2.43
Greens	Collard	per bunch	11	3.00	11	3.00		
Greens	Kale	per bunch	188	1.97	96	1.93	50	1.72
Greens	Kale	per pound	187	1.98				
Greens	Swiss Chard	per bunch	31	1.99	11	2.50	20	2.06
Lettuce, Iceberg		each	1,204	2.00	1,435	2.59	1,165	2.50
Lettuce, Other	Green Leaf	each	515	1.98	162	1.79	322	2.25
Lettuce, Other	Red Leaf	each	515	1.98	170	1.83	317	2.25
Lettuce, Romaine		each	342	2.03	8	2.00	146	2.49
Lettuce, Romaine	Hearts	3 count package	451	3.39	339	3.95	953	3.91
Mushrooms	Portobella	per pound	16	6.99	16	6.99	15	8.52
Mushrooms	White	8 oz package	174	3.05	88	3.91	416	2.67
Mushrooms	White	6 oz package	81	3.28			17	3.28
Onions Green		per bunch	8	0.99	237	1.30	111	1.03
Peppers, Bell Type	Orange	each	104	2.00				
Peppers, Bell Type	Red	each	104	2.00				
Peppers, Bell Type	Yellow	each	104	2.00				
Peppers, Other	Mixed Mini Sweet Types	1 lb package	401	4.81	366	4.97		
Radishes		per bunch	72	2.01	164	1.55	57	1.34
Salad	Mixed Types	1 lb bag	85	4.24	38	5.99	538	6.05
Salad	Mixed Types	10 - 12 oz package	187	5.93	123	5.92	450	4.00

Wtd Avg - Simple weighted average



Salad	Mixed Types	5 - 9 oz package	3,129	3.27	1,046	3.79	2,311	3.35
Spinach	Flat, Baby Type	10 oz package	38	6.99			43	4.99
Spinach	Flat, Baby Type	8 oz package	34	5.99				
Spinach	Flat, Baby Type	5 - 6 oz package	21	3.26	174	5.20	2,056	3.03
Squash	Yellow Crookneck/Straightneck	per pound	43	2.04	72	2.49	30	2.25
Squash	Zucchini	per pound	82	2.04	93	2.40	69	2.28
Sweet Potatoes		per pound	3	1.99	44	1.99	52	1.99
Tomatoes		per pound	154	2.59	157	2.60	163	2.67
Tomatoes	Vine Ripe - Heirloom Varieties-Greenhouse	per pound	26	3.99	13	2.99	23	4.99
Tomatoes	Vine Ripes	per pound	131	1.53	195	1.99		
Tomatoes	Vine Ripes, On The Vine-Greenhouse	per pound	225	3.85	602	2.45	336	3.37
Tomatoes, Grape Type		1 pint package	625	3.30	793	2.82	721	2.89
Tomatoes, Grape Type		10 oz package	1,266	3.51	15	2.32	1,075	3.38
Tomatoes, Plum Type	Roma	per pound	476	2.18				

OTHER SPECIALTY CROPS ITEMS

Commodity	Variety	Unit	THIS WEEK		LAST WEEK		LAST YEAR	
			Stores With Ads	Wtd Avg Price	Stores With Ads	Wtd Avg Price	Stores With Ads	Wtd Avg Price
Hemp (Seeds) Oil		16 oz	107	16.99				
Hemp Protein		16 oz package	52	19.99	52	19.99	31	19.99
Hemp Seeds-Shelled		8 oz package	1,302	8.14	1,844	7.45	476	7.88
Hemp Seeds-Shelled		16 oz package	386	14.17	532	14.36	171	14.92

ORGANIC

Hemp (Seeds) Oil		8 oz	8	9.95	60	9.99		
Hemp (Seeds) Oil		16 oz	236	16.99			113	13.50
Hemp Protein		16 oz package	522	15.97	169	15.77	214	18.10
Hemp Protein		12 oz package	8	13.99				
Hemp Seeds-Shelled		7 oz package	1,287	9.94	1,144	9.36	272	9.29
Hemp Seeds-Shelled		12 oz package	373	12.26	724	14.67	265	13.66
Hemp Seeds-Shelled		16 oz package	244	13.69	236	13.59	31	13.59

SEASONAL ITEMS

Commodity	Variety	Unit	THIS WEEK		LAST WEEK		LAST YEAR	
			Stores With Ads	Wtd Avg Price	Stores With Ads	Wtd Avg Price	Stores With Ads	Wtd Avg Price



Rose, Hybrid Tea		bunched 12s	1,006	13.69	418	11.96	689	11.83
Tulips		bunched 10s	8	9.99			13	9.99



REGIONAL DETAILS

Commodity Variety	Unit	NORTHEAST U.S.				SOUTHEAST U.S.				MIDWEST U.S.			
		Price Range	Stores with Ads	Wtd Avg Price	% Marked Local	Price Range	Stores with Ads	Wtd Avg Price	% Marked Local	Price Range	Stores with Ads	Wtd Avg Price	% Marked Local
FRUITS													
Apples Braeburn	per pound									1.44	9	1.44	
Apples Fuji	per pound	1.49-1.79	77	1.72		1.49	475	1.49		0.99-2.49	746	1.84	
Apples Fuji	3 lb bag	4.99	339	4.99		4.99	367	4.99		4.99	404	4.99	
Apples Gala	per pound	1.79-1.99	147	1.98		1.49-1.69	475	1.50		0.98-2.49	812	1.77	
Apples Gala	3 lb bag	4.49	11	4.49		3.98	46	3.98		2.49	7	2.49	
Apples Golden Delicious	2 lb bag					3.49	8	3.49					
Apples Granny Smith	per pound	1.79	7	1.79									
Apples Honeycrisp	per pound	1.49-3.49	18	2.49						1.99-2.88	538	2.36	
Apples McIntosh	per pound									0.99	16	0.99	
Apples Pink Lady/Cripps Pink	per pound	1.49-1.79	490	1.78		1.49	475	1.49		1.29-2.49	929	1.91	
Apples Red Delicious	per pound					0.68-1.69	43	0.96		0.98	8	0.98	
Apples Red Delicious	3 lb bag	2.99	29	2.99		3.98	46	3.98		2.49	7	2.49	
Apples, Processed Juice	64 oz (1/2 gallon)	2.00-3.50	107	3.12		2.50-3.00	1,298	2.53		1.49-3.00	410	2.47	
Apples, Processed Juice	96 oz (3/4 gallon)	4.99	20	4.99						3.89	61	3.89	
Apples, Processed Juice	128 oz (1 gallon)	6.99	19	6.99		4.59	17	4.59					
Apples, Processed Juice Marked Cider	64 oz (1/2 gallon)	1.99	11	1.99		3.98	13	3.98					
Apricots	per pound	3.99-5.99	260	5.60		2.99	29	2.99		3.49-3.99	235	3.57	
Avocados Hass	each	0.67-2.78	1,672	1.35		0.50-2.50	2,677	1.25		0.50-1.79	1,123	1.38	
Bananas	per pound	0.49-0.59	178	0.57		0.58-0.59	15	0.59		0.39-0.55	38	0.48	
Blueberries	6 oz package	2.50	175	2.50		2.50-3.34	1,635	3.16		2.50-3.50	468	2.60	
Blueberries	1 pint package	2.29-3.99	1,872	2.81		1.99-3.99	1,020	2.40		1.50-4.25	982	2.76	
Blueberries	18 oz package	3.99-5.99	203	4.89	3	2.99	90	2.99		2.77	22	2.77	
Cantaloups	each	1.99-3.99	1,042	2.62		1.95-3.99	2,712	3.23		1.95-3.99	2,094	2.93	
Cantaloups	per pound									0.68-2.99	193	0.83	
Cherries Rainier	per pound					4.99-6.99	155	6.50		6.99	22	6.99	
Cherries Red Varieties	per pound	1.99-6.99	1,926	3.52		2.98-5.99	2,888	4.21		1.88-5.99	2,040	4.13	
Clementines	3 lb bag	3.99-5.99	385	4.92		3.99-6.59	368	4.79					
Clementines	2 lb bag	4.99	19	4.99		3.99	38	3.99					
Grapefruit Red	each	1.00-1.79	43	1.44		0.98	30	0.98					

Wtd Avg - Simple weighted average



Commodity Variety	Unit	NORTHEAST U.S.				SOUTHEAST U.S.				MIDWEST U.S.			
		Price Range	Stores with Ads	Wtd Avg Price	% Marked Local	Price Range	Stores with Ads	Wtd Avg Price	% Marked Local	Price Range	Stores with Ads	Wtd Avg Price	% Marked Local
Grapes Black Seedless	per pound	0.99-3.49	763	2.53		1.88-2.99	520	2.73		1.99-2.49	257	2.26	
Grapes Red Seedless	per pound	0.99-3.49	1,095	2.54		0.99-2.99	1,807	2.21		0.99-3.49	795	2.13	
Grapes White Seedless Type	per pound	0.99-3.49	1,847	2.25		1.29-2.99	1,020	1.75		1.29-2.99	1,477	1.59	
Honeydews	each	4.99	24	4.99		2.99-4.99	59	3.30		2.00-4.99	181	3.89	
Honeydews	per pound									0.77-1.29	33	0.90	
Kiwifruit Hayward	each	0.34-0.66	140	0.49		0.33-0.67	1,312	0.35		0.88	106	0.88	
Kiwifruit Hayward	1 lb bag	2.99	8	2.99						3.99-4.99	36	4.45	
Lemons	each	0.33-0.79	294	0.68		0.50	66	0.50		0.45-0.88	415	0.74	
Lemons	2 lb bag	2.99-3.99	283	3.72		2.98-3.99	1,077	3.07		2.89-3.79	35	3.46	
Limes	each	0.16-0.83	377	0.46		0.08-0.17	96	0.10		0.10-0.88	550	0.48	
Limes	per pound									0.99	14	0.99	
Mangoes	each	0.49-2.50	1,984	1.24		0.50-1.39	2,449	1.08		0.39-2.00	1,260	0.78	
Mangoes	per pound									0.79	6	0.79	
Misc Berries Blackberries	5.6 - 6 oz package	1.69-3.99	1,194	2.62		2.00-3.99	1,836	2.34		1.99-3.50	1,055	2.59	
Nectarines Various White Flesh Varieties	per pound	2.49-3.99	630	2.84		1.99-2.99	1,247	2.48		2.67-3.99	205	3.50	
Nectarines Various Yellow Flesh Varieties	per pound	1.99-3.99	1,609	2.76		1.99-3.99	2,676	2.59		1.97-3.99	844	3.10	
Oranges Navel	each	0.50-1.67	1,259	0.96		0.60-1.50	109	1.08		1.00-1.25	98	1.23	
Oranges Navel	per pound					1.69	11	1.69		0.99-1.99	214	1.94	
Oranges Navel	3 lb bag	5.79	24	5.79		5.99	366	5.99		2.99-3.99	38	3.41	
Oranges Navel	4 lb bag	4.99	11	4.99									
Oranges Valencia	3 lb bag									2.99	16	2.99	
Papaya Maradol/Tainung Types	per pound	1.29-1.49	38	1.44						0.99	46	0.99	
Peaches Various White Flesh Varieties	per pound	1.99-3.99	564	2.31		1.99-2.99	1,338	2.49		2.67-3.99	409	3.47	
Peaches Various Yellow Flesh Varieties	per pound	1.49-3.99	1,769	2.72		1.29-3.89	2,069	2.30	1	1.29-3.99	2,485	2.28	
Pears Bartlett	per pound	1.29-1.99	38	1.90		1.98-1.99	253	1.99		1.78	20	1.78	
Pears Bosc	per pound	1.29	5	1.29		1.98	15	1.98					
Pears D'Anjou	per pound	1.99	24	1.99		1.49-1.69	49	1.59					
Pineapples	each	1.99-3.99	810	3.02		2.50-3.48	713	2.78		0.99-3.99	1,154	2.74	
Plums	per pound	1.99-3.99	90	3.28		1.99-3.99	172	2.80		1.97-3.99	239	3.31	
Plums Interspecific Type	per pound	2.99	129	2.99		1.99-2.49	34	2.26		3.99	28	3.99	



Commodity Variety	Unit	NORTHEAST U.S.				SOUTHEAST U.S.				MIDWEST U.S.			
		Price Range	Stores with Ads	Wtd Avg Price	% Marked Local	Price Range	Stores with Ads	Wtd Avg Price	% Marked Local	Price Range	Stores with Ads	Wtd Avg Price	% Marked Local
Pomegranates	each	3.99	8	3.99									
Raspberries Red	6 oz package	3.00-3.99	480	3.60		2.50-3.34	593	3.20		1.99-3.99	439	2.59	
Strawberries	1 lb package	2.50-4.99	1,449	3.01		1.67-3.99	2,553	3.10		1.79-3.99	1,040	2.78	
Strawberries	2 lb package	4.99-6.99	321	6.15		5.98	497	5.98		2.49-5.49	1,013	2.92	
Tangerines	per pound									1.49	8	1.49	
Tangerines	3 lb bag	2.99-5.99	95	3.39		5.99-6.98	368	6.00		3.50-5.99	254	5.54	
Watermelons Red Flesh Seedless Miniature	each	2.99	190	2.99		2.99-3.99	1,924	3.85		2.00-4.99	749	3.88	
Watermelons Red Flesh Seedless Miniature	per pound									1.29	8	1.29	
Watermelons Red Flesh Seedless Type	each	3.34-8.99	757	6.25		2.50-6.99	679	5.58		4.77-7.99	270	5.29	
Watermelons Red Flesh Seedless Type	per pound	0.49-0.79	45	0.73									
FRUITS - ORGANIC													
Apples Fuji	per pound	1.98-1.99	15	1.99									
Apples Fuji	2 lb bag					4.99	228	4.99					
Apples Gala	per pound	2.49	35	2.49		2.49	3	2.49					
Apples Gala	2 lb bag	4.99	24	4.99		4.99	228	4.99					
Apples, Processed Juice	64 oz (1/2 gallon)	3.99	59	3.99						3.19	245	3.19	
Avocados Hass	each	1.67-2.00	52	1.73		2.00-2.50	601	2.11		0.99-2.78	135	2.13	
Bananas	per pound	0.79-0.99	178	0.88						0.79-0.89	19	0.82	
Blueberries	6 oz package	3.99	24	3.99		3.99	266	3.99		2.50-3.99	60	2.96	
Blueberries	1 pint package	4.99-5.99	298	5.27						3.88-3.99	193	3.98	
Cantaloups	each	5.99	9	5.99						3.00	44	3.00	
Cantaloups	per pound									1.09	11	1.09	
Cherries Red Varieties	per pound	8.99	8	8.99									
Grapes Black Seedless	per pound	5.99	59	5.99		2.48-3.32	138	3.00		3.32	67	3.32	
Grapes Red Seedless	per pound	2.49-5.99	271	3.98		2.29-4.49	1,609	2.72		2.99-4.99	122	3.40	
Grapes White Seedless Type	per pound	2.49-5.99	295	4.02		2.29-4.49	1,975	2.83		2.99-4.99	122	3.40	
Honeydews	each	8.99	9	8.99									
Mangoes	each	1.29-1.50	330	1.49									
Misc Berries Blackberries	5.6 - 6 oz package	3.99	24	3.99		3.99	266	3.99		3.34	39	3.34	
Nectarines	per pound					2.99	1,195	2.99		3.99	71	3.99	

Wtd Avg - Simple weighted average



Commodity Variety	Unit	NORTHEAST U.S.				SOUTHEAST U.S.				MIDWEST U.S.			
		Price Range	Stores with Ads	Wtd Avg Price	% Marked Local	Price Range	Stores with Ads	Wtd Avg Price	% Marked Local	Price Range	Stores with Ads	Wtd Avg Price	% Marked Local
Various Yellow Flesh Varieties													
Oranges Navel	each	0.99	9	0.99									
Oranges Valencia	4 lb bag	5.99-7.99	62	6.76		7.99	228	7.99					
Peaches Various Yellow Flesh Varieties	per pound	4.99	8	4.99		2.99	1,195	2.99		3.99	71	3.99	
Pears Bartlett	per pound	1.99	16	1.99		1.28	187	1.28					
Pears Bosc	per pound	1.99	7	1.99									
Pears D'Anjou	per pound	1.99	7	1.99									
Raspberries Red	6 oz package	3.99-5.00	33	4.27		3.34-3.99	1,461	3.46		3.34-3.99	99	3.73	
Strawberries	1 lb package	2.99-5.99	385	4.65		3.00-4.99	1,323	3.95		2.50-4.99	233	3.93	
Strawberries	2 lb package	4.99	82	4.99						4.99	39	4.99	
Watermelons Red Flesh Seedless Miniature	each	5.99	59	5.99		4.88	52	4.88					
Watermelons Red Flesh Seedless Miniature	per pound									1.09	11	1.09	
Watermelons Red Flesh Seedless Type	each	9.99	9	9.99									
ONIONS AND POTATOES													
Onions, Dry Red	per pound	0.99-1.49	130	1.31						0.79-1.29	73	1.04	
Onions, Dry Red	2 lb bag	3.00-3.99	575	3.28		1.95	73	1.95		1.95	22	1.95	
Onions, Dry Red	3 lb bag	4.99	132	4.99									
Onions, Dry White	per pound	0.99	5	0.99		0.98-1.39	478	1.38		0.79-1.29	90	1.03	
Onions, Dry White	2 lb bag					1.79-1.95	80	1.94		1.95	22	1.95	
Onions, Dry Yellow	per pound					0.78	26	0.78		0.79-1.68	241	1.57	
Onions, Dry Yellow	2 lb bag	1.39-1.50	82	1.42						1.50-2.50	41	2.16	
Onions, Dry Yellow	3 lb bag	2.49-2.50	574	2.49		1.49-3.00	653	2.48		1.99-2.99	749	2.70	
Onions, Dry Yellow	5 lb bag	4.99	46	4.99									
Onions, Dry Yellow Marked Sweet	per pound	0.97-1.49	504	1.28		0.78-1.29	949	1.14		0.89-1.49	584	1.23	
Onions, Dry Yellow Marked Sweet	2 lb bag	2.50	131	2.50						2.39	8	2.39	
Onions, Dry Yellow Marked Sweet	3 lb bag	2.99-3.99	173	3.93		2.50-3.99	1,311	3.92		2.98	10	2.98	
Onions, Dry Yellow Marked Sweet	5 lb bag	5.49	24	5.49		4.99	73	4.99		4.49-4.99	306	4.89	
Potatoes Round Red	per pound	0.99-1.49	57	1.39						0.49-1.29	47	1.15	
Potatoes Round Red	3 lb bag	3.00	19	3.00		2.50-2.99	1,207	2.99					
Potatoes	5 lb bag	2.99-4.99	421	4.08		3.48-3.99	1,249	3.51		1.99-	243	3.33	

Wtd Avg - Simple weighted average



Commodity Variety	Unit	NORTHEAST U.S.				SOUTHEAST U.S.				MIDWEST U.S.			
		Price Range	Stores with Ads	Wtd Avg Price	% Marked Local	Price Range	Stores with Ads	Wtd Avg Price	% Marked Local	Price Range	Stores with Ads	Wtd Avg Price	% Marked Local
Round Red										4.00			
Potatoes Round White	3 lb bag	3.00	19	3.00									
Potatoes Round White	5 lb bag	2.99	60	2.99		3.98	30	3.98					
Potatoes Russet	per pound	1.29-1.69	78	1.64		1.69	3	1.69		0.99-1.29	124	1.02	
Potatoes Russet	3 lb bag	3.00	19	3.00						0.99	96	0.99	
Potatoes Russet	5 lb bag	2.50-4.99	1,324	3.12		2.50-4.99	543	4.01		1.99-4.49	169	3.04	
Potatoes Russet	10 lb bag					4.98-5.95	44	5.07		3.50	16	3.50	
Potatoes Russet	8 lb bag	4.99	175	4.99		4.99	277	4.99		3.97-4.99	390	4.97	
Potatoes Yellow Type	per pound	1.49	8	1.49									
Potatoes Yellow Type	3 lb bag	3.00	19	3.00		2.50	12	2.50					
Potatoes Yellow Type	5 lb bag	3.99-5.99	61	5.24		3.88-5.99	315	5.64		3.88	10	3.88	
Potatoes Yellow Type	8 lb bag									3.89	8	3.89	
ONIONS AND POTATOES - ORGANIC													
Onions, Dry Red	2 lb bag	3.99	190	3.99									
Onions, Dry Yellow	per pound									1.45	13	1.45	
Onions, Dry Yellow	2 lb bag									2.50	22	2.50	
Onions, Dry Yellow	3 lb bag	3.99	190	3.99									
Onions, Dry Yellow Marked Sweet	per pound	1.49	9	1.49									
Onions, Dry Yellow Marked Sweet	2 lb bag	2.99	183	2.99		2.99	14	2.99					
Onions, Dry Yellow Marked Sweet	3 lb bag									4.48	8	4.48	
Potatoes Russet	per pound									1.79	13	1.79	
VEGETABLES													
Asparagus Green	per pound	1.99-3.99	812	3.01		2.69-2.99	169	2.78		1.99-3.99	967	3.02	
Beans Round Green Type	per pound	1.29-1.99	71	1.90		1.29-1.68	76	1.56		0.99-1.99	100	1.41	
Broccoli	per pound									1.49	17	1.49	
Broccoli	per bunch					2.50-2.99	1,241	2.97		2.99	11	2.99	
Broccoli Baby Hybrid Type	per bunch	2.59	60	2.59									
Broccoli Crown Cut	per pound	1.49-2.49	355	1.94	3	1.68-2.49	225	1.93		0.98-2.49	252	1.99	
Brussels Sprouts	per pound	3.49	75	3.49						1.99-3.99	19	3.15	
Brussels Sprouts	2 lb bag					6.49	74	6.49					
Beets	per bunch	2.50	8	2.50	100								

Wtd Avg - Simple weighted average



Commodity Variety	Unit	NORTHEAST U.S.				SOUTHEAST U.S.				MIDWEST U.S.			
		Price Range	Stores with Ads	Wtd Avg Price	% Marked Local	Price Range	Stores with Ads	Wtd Avg Price	% Marked Local	Price Range	Stores with Ads	Wtd Avg Price	% Marked Local
Cabbage Red Type	per pound	0.79-0.99	201	0.98									
Cabbage Round Green Type	per pound	0.49-0.99	705	0.87	1	0.39-0.79	1,190	0.75		0.59-0.79	25	0.73	36
Carrots	per pound	0.99	8	0.99									
Carrots	1 lb bag	1.00	20	1.00						1.29	10	1.29	
Carrots	2 lb bag									1.77-1.99	30	1.87	
Carrots Baby Peeled	1 lb bag	0.99-2.00	734	1.27		1.25-1.29	330	1.28		0.99-1.50	882	1.17	
Carrots Baby Peeled	2 lb bag	1.99	237	1.99		2.49	74	2.49		2.50	9	2.50	
Cauliflower	each	2.00-4.49	728	2.93		2.00-3.00	1,585	2.86		1.50-3.00	138	2.79	
Cauliflower	per pound									0.79-1.79	225	1.06	
Celery	each	1.49-1.69	86	1.52		1.49	945	1.49		1.49-1.88	216	1.85	
Cilantro	per bunch	0.99-1.00	337	1.00		0.58	26	0.58		0.79	7	0.79	
Corn-Sweet	each	0.25-1.00	869	0.58		0.25-0.65	1,642	0.42		0.25-0.75	459	0.52	
Cucumbers	each	0.50-1.00	593	0.77		0.50-1.00	1,224	0.58		0.50-0.99	96	0.72	
Cucumbers	per pound									0.48-1.00	21	0.80	
Cucumbers Long Seedless-Greenhouse	each	0.97-2.99	511	1.53		0.99-1.50	230	1.38		0.59-1.67	445	1.16	
Eggplant	per pound	0.99-1.99	611	1.54		0.99-2.00	116	1.64		0.99	14	0.99	
Garlic	per pound	6.99	15	6.99									
Garlic	per sleeve									0.97-0.99	21	0.98	
Greens Collard	per bunch	1.99	8	1.99	100								
Greens Collard	per pound									0.99	22	0.99	
Greens Kale	per bunch	1.99	8	1.99	100					1.49	9	1.49	100
Greens Swiss Chard	per bunch									2.98	9	2.98	
Greens Swiss Chard	per pound	0.99	9	0.99	100								
Lettuce, Iceberg	each	1.50-2.00	189	1.90		1.29-2.50	1,576	1.52		0.97-2.00	169	1.65	
Lettuce, Other Green Leaf	each	1.29-1.99	25	1.67	32					0.98-1.00	16	0.99	
Lettuce, Other Green Leaf	per pound	0.99-1.99	273	1.58						1.59	23	1.59	100
Lettuce, Other Red Leaf	each	1.50-1.99	19	1.78	42					0.98-1.00	16	0.99	
Lettuce, Other Red Leaf	per pound	0.99-1.99	273	1.58						1.59	23	1.59	100
Lettuce, Romaine	each	1.29-1.99	143	1.53	11					0.98-1.00	30	0.99	
Lettuce, Romaine	per pound	0.99-1.99	264	1.60						0.99	96	0.99	
Lettuce, Romaine Hearts	3 count package	1.88-3.99	711	3.14		1.98-3.49	62	2.84		0.99-3.88	378	3.33	
Mushrooms Portobella	per pound	3.99	19	3.99									

Wtd Avg - Simple weighted average



Commodity Variety	Unit	NORTHEAST U.S.				SOUTHEAST U.S.				MIDWEST U.S.			
		Price Range	Stores with Ads	Wtd Avg Price	% Marked Local	Price Range	Stores with Ads	Wtd Avg Price	% Marked Local	Price Range	Stores with Ads	Wtd Avg Price	% Marked Local
Mushrooms Portobella	6 oz package									3.49	21	3.49	
Mushrooms White	8 oz package	1.67-2.99	153	2.71		0.99-2.00	611	1.83		1.67-2.99	126	2.07	
Onions Green	per bunch	0.40-1.00	593	0.89		0.48-0.68	28	0.49		0.33-0.77	195	0.52	
Peppers, Bell Type Green	per pound	0.99-2.49	645	1.46		0.68-1.28	33	0.72		0.79-2.99	91	1.45	
Peppers, Bell Type Green	each	0.79-1.00	447	0.92		0.69-1.25	457	0.75	3	0.66-0.99	444	0.80	
Peppers, Bell Type Orange	per pound	2.49-2.99	230	2.91		3.49	1,195	3.49		2.49-2.99	174	2.92	
Peppers, Bell Type Orange	each	0.97-1.67	62	1.32		0.99-1.67	172	1.44		0.49-1.67	954	1.11	
Peppers, Bell Type Orange-Greenhouse	per pound					2.49	3	2.49					
Peppers, Bell Type Orange-Greenhouse	each					1.67	74	1.67		1.50	15	1.50	
Peppers, Bell Type Red	per pound	1.49-2.99	666	2.16		3.49	1,195	3.49		0.99-2.99	264	2.58	
Peppers, Bell Type Red	each	0.97-1.67	62	1.32		0.99-1.67	184	1.41		0.49-1.67	947	1.11	
Peppers, Bell Type Red-Greenhouse	per pound					2.49	3	2.49					
Peppers, Bell Type Red-Greenhouse	each					1.67	74	1.67					
Peppers, Bell Type Yellow	per pound	0.99-2.99	299	2.79		3.49	1,195	3.49		2.49-2.99	174	2.92	
Peppers, Bell Type Yellow	each	0.97-1.67	62	1.32		0.99-1.67	172	1.44		0.49-1.67	938	1.12	
Peppers, Bell Type Yellow-Greenhouse	per pound					2.49	3	2.49					
Peppers, Bell Type Yellow-Greenhouse	each					1.67	74	1.67		1.50	15	1.50	
Peppers, Other Jalapeno	per pound	1.99	9	1.99		1.89	13	1.89		0.67-1.48	79	0.95	
Peppers, Other Mixed Mini Sweet Types	1 lb package	3.49-3.99	113	3.95		2.69-3.99	995	3.30		0.99-4.99	614	3.62	
Radishes	per bunch	1.29-1.50	111	1.38									
Radishes	6 oz film bags	0.99	162	0.99									
Radishes	1 lb bag	2.00	19	2.00						1.77-1.99	33	1.94	
Salad Mixed Types	10 - 12 oz package	2.50-3.50	322	2.89		0.98-3.50	137	2.38		0.99-3.69	665	2.05	
Salad Mixed Types	5 - 9 oz package	2.50-3.99	300	2.92		0.98-3.00	135	2.18		1.48-3.99	676	2.49	
Spinach	per bunch									0.99-1.00	22	0.99	
Spinach Flat, Baby Type	8 oz package	1.99	237	1.99		2.69	9	2.69		1.99-2.50	355	2.15	
Spinach Flat, Baby Type	5 - 6 oz package					2.49-3.50	97	2.99		2.69-3.00	142	2.97	
Squash Grey	per pound	1.49	37	1.49						0.89	8	0.89	
Squash Yellow Crookneck/Straightneck	per pound	0.99-1.79	216	1.28	4	1.25-1.99	1,574	1.58	2	1.00-1.69	203	1.49	
Squash Zucchini	per pound	0.99-1.79	424	1.38	4	1.25-1.99	1,577	1.58	2	0.99-1.69	217	1.46	
Sweet Potatoes	per pound	0.79-1.99	386	1.01		0.69-0.78	34	0.76		0.69-1.68	206	1.65	
Tomatoes	per pound	0.79-1.99	117	1.90		1.49-1.99	1,595	1.99		3.59	35	3.59	

Wtd Avg - Simple weighted average



Commodity Variety	Unit	NORTHEAST U.S.				SOUTHEAST U.S.				MIDWEST U.S.			
		Price Range	Stores with Ads	Wtd Avg Price	% Marked Local	Price Range	Stores with Ads	Wtd Avg Price	% Marked Local	Price Range	Stores with Ads	Wtd Avg Price	% Marked Local
Tomatoes Vine Ripe - Heirloom Varieties-Greenhouse	per pound	3.99	7	3.99	100					1.79-1.99	49	1.84	
Tomatoes Vine Ripes	per pound	0.99-3.99	122	1.75	7	0.98-1.69	107	1.26		1.49-2.29	204	1.94	
Tomatoes Vine Ripes-Greenhouse	per pound	0.99-2.99	537	2.65						1.49-1.99	184	1.86	
Tomatoes Vine Ripes, On The Vine-Greenhouse	per pound	0.99-2.99	1,004	1.89		1.49-1.99	173	1.85		0.99-2.49	1,120	1.80	
Tomatoes, Cherry	1 pint package									1.50-2.50	36	2.11	
Tomatoes, Grape Type	1 pint package	1.99-3.99	361	2.49	4	1.78-2.50	427	2.42		1.88-2.50	79	2.09	
Tomatoes, Grape Type	10 oz package	2.50-3.99	189	2.65		1.77-3.00	160	2.91		1.98-3.99	838	3.39	
Tomatoes, Plum Type Roma	per pound	0.79-2.99	781	1.32		0.79-1.79	363	0.91		0.79-1.29	441	0.83	
Tomatillos	per pound									0.58-0.79	51	0.74	
VEGETABLES - ORGANIC													
Broccoli	per bunch									3.49-3.99	21	3.75	
Carrots	per pound									1.69	13	1.69	
Carrots	1 lb bag	1.29	38	1.29		1.50	34	1.50		1.49	39	1.49	
Carrots	2 lb bag	2.49	8	2.49									
Carrots	per bunch	2.99	19	2.99									
Carrots Baby Peeled	1 lb bag	1.49-2.50	586	1.86						1.79-2.00	262	1.92	
Cauliflower	each	3.99	183	3.99		3.99	242	3.99					
Celery Hearts	each	2.99	131	2.99						1.99	35	1.99	
Cucumbers Long Seedless-Greenhouse	each	2.49	8	2.49									
Greens Collard	per bunch									3.00	11	3.00	
Greens Kale	per bunch	1.99-2.50	27	2.35		2.00	3	2.00		3.00	11	3.00	
Greens Kale	per pound					1.98	187	1.98					
Lettuce, Iceberg	each					2.00	1,195	2.00		2.48	9	2.48	
Lettuce, Other Green Leaf	each	1.99-2.69	342	2.03						1.79	13	1.79	
Lettuce, Other Red Leaf	each	1.99-2.69	342	2.03						1.79	13	1.79	
Lettuce, Romaine	each	1.99-2.69	342	2.03									
Lettuce, Romaine Hearts	3 count package	3.50-3.99	73	3.80		3.50-4.99	265	3.70		3.99	13	3.99	
Mushrooms White	8 oz package	2.50-3.99	28	3.51						2.50-3.00	53	2.81	
Onions Green	per bunch	0.99	8	0.99									
Peppers, Other	1 lb	2.99	29	2.99						3.99	6	3.99	

Wtd Avg - Simple weighted average



Commodity Variety	Unit	NORTHEAST U.S.				SOUTHEAST U.S.				MIDWEST U.S.			
		Price Range	Stores with Ads	Wtd Avg Price	% Marked Local	Price Range	Stores with Ads	Wtd Avg Price	% Marked Local	Price Range	Stores with Ads	Wtd Avg Price	% Marked Local
Mixed Mini Sweet Types	package												
Radishes	per bunch	1.49-2.50	72	2.01									
Salad Mixed Types	1 lb bag	3.99	78	3.99									
Salad Mixed Types	10 - 12 oz package					5.99	34	5.99		4.44-6.99	92	5.87	
Salad Mixed Types	5 - 9 oz package	3.00-4.00	1,277	3.50		3.00-3.99	551	3.03		3.00-3.50	611	3.01	
Spinach Flat, Baby Type	10 oz package	6.99	38	6.99									
Spinach Flat, Baby Type	8 oz package					5.99	34	5.99					
Spinach Flat, Baby Type	5 - 6 oz package									3.00-3.50	21	3.26	
Squash Yellow Crookneck/Straightneck	per pound	2.29	8	2.29						1.99	14	1.99	100
Squash Zucchini	per pound	1.99-2.49	47	2.09						1.99	14	1.99	100
Sweet Potatoes	per pound					1.99	3	1.99					
Tomatoes	per pound									2.59	13	2.59	
Tomatoes Vine Ripes	per pound	1.99	9	1.99									
Tomatoes Vine Ripes, On The Vine-Greenhouse	per pound	2.99-3.99	225	3.85									
Tomatoes, Grape Type	1 pint package	2.99-3.99	458	3.21		2.99-3.50	88	3.42					
Tomatoes, Grape Type	10 oz package	3.49-4.69	462	3.54		3.49	530	3.49					
Tomatoes, Plum Type Roma	per pound					1.48-2.99	415	2.31					
OTHER SPECIALTY CROPS ITEMS													
Hemp Protein	16 oz package					19.99	52	19.99					
Hemp Seeds-Shelled	8 oz package	7.79-8.39	567	7.94		6.79-9.99	126	8.11		5.99-7.59	80	7.33	
Hemp Seeds-Shelled	16 oz package	13.59	122	13.59						10.69-13.79	80	13.29	
OTHER SPECIALTY CROPS ITEMS - ORGANIC													
Hemp Protein	16 oz package	16.49	413	16.49									
Hemp Protein	12 oz package	13.99	8	13.99									
Hemp (Seeds) Oil	8 oz	9.95	8	9.95									
Hemp (Seeds) Oil	16 oz					16.99	52	16.99					
Hemp Seeds-Shelled	7 oz package	9.29-9.59	535	9.36		10.79-11.99	126	11.29		7.19-8.39	80	8.20	
Hemp Seeds-Shelled	12 oz package	13.59-13.89	130	13.61						10.69-12.79	80	12.45	
Hemp Seeds-Shelled	16 oz package	16.59	8	16.59		13.59	52	13.59					

Wtd Avg - Simple weighted average



Commodity Variety	Unit	NORTHEAST U.S.				SOUTHEAST U.S.				MIDWEST U.S.			
		Price Range	Stores with Ads	Wtd Avg Price	% Marked Local	Price Range	Stores with Ads	Wtd Avg Price	% Marked Local	Price Range	Stores with Ads	Wtd Avg Price	% Marked Local
SEASONAL ITEMS													
Rose, Hybrid Tea	bunched 12s	10.98-19.99	501	14.86		10.98-14.99	17	11.69		10.99-14.99	139	13.00	

Commodity Variety	Unit	SOUTH CENTRAL U.S.				SOUTHWEST U.S.				NORTHWEST U.S.			
		Price Range	Stores with Ads	Wtd Avg Price	% Marked Local	Price Range	Stores with Ads	Wtd Avg Price	% Marked Local	Price Range	Stores with Ads	Wtd Avg Price	% Marked Local
FRUITS													
Apples Fuji	per pound	1.29-1.59	269	1.49		0.69-1.99	386	1.01		0.79-1.99	456	1.45	2
Apples Fuji	3 lb bag	4.99	293	4.99		4.99	365	4.99		2.98-4.99	93	4.54	
Apples Fuji	5 lb bag	5.00	31	5.00									
Apples Gala	per pound	1.29-1.49	371	1.43		0.50-1.29	264	0.92		1.28-1.49	438	1.42	
Apples Gala	3 lb bag	2.49-4.99	60	3.44		2.00	73	2.00					
Apples Gala	5 lb bag	5.00	31	5.00									
Apples Granny Smith	per pound					1.99	11	1.99					
Apples Honeycrisp	per pound	2.88-2.99	166	2.96						0.98	9	0.98	
Apples Pink Lady/Cripps Pink	per pound	1.29-1.69	271	1.49		0.99-1.29	212	1.01		0.99-1.39	174	1.26	
Apples Pink Lady/Cripps Pink	3 lb bag	4.99	29	4.99						2.98	21	2.98	
Apples Red Delicious	5 lb bag	5.00	31	5.00									
Apples, Processed Juice	64 oz (1/2 gallon)	1.49-2.79	155	2.54		1.25-3.50	451	2.82		1.50-2.99	63	2.55	
Apples, Processed Juice	96 oz (3/4 gallon)					2.99	33	2.99					
Apples, Processed Juice Marked Cider	64 oz (1/2 gallon)					1.25	23	1.25		1.50	11	1.50	
Apricots	per pound	2.99-3.98	212	3.54		2.29-4.99	366	3.98		2.99	7	2.99	
Avocados Hass	each	0.50-2.49	1,077	1.41		0.25-2.50	1,738	1.46		1.00-2.00	269	1.62	
Bananas	per pound	0.50	65	0.50		0.50-0.59	173	0.53					
Blueberries	6 oz package	1.29-3.50	217	2.66		0.98-3.99	211	2.93		2.00-2.99	27	2.15	
Blueberries	1 pint package	2.29-2.99	689	2.48	14	2.49-3.00	549	2.66		2.49	72	2.49	
Blueberries	18 oz package	3.98	9	3.98		3.99	478	3.99	11	3.98-8.99	63	5.45	
Cantaloups	each	1.39-3.99	1,305	2.20	7	1.95-3.99	439	2.36		2.50-2.99	91	2.55	
Cantaloups	per pound	0.59-1.29	113	1.25		0.33-0.99	365	0.60		0.58-1.29	49	0.77	
Cherries	per pound	6.99	107	6.99		5.99	146	5.99	100				

Wtd Avg - Simple weighted average



Commodity Variety	Unit	SOUTH CENTRAL U.S.				SOUTHWEST U.S.				NORTHWEST U.S.			
		Price Range	Stores with Ads	Wtd Avg Price	% Marked Local	Price Range	Stores with Ads	Wtd Avg Price	% Marked Local	Price Range	Stores with Ads	Wtd Avg Price	% Marked Local
Rainier													
Cherries Red Varieties	per pound	1.50-5.98	1,429	4.41		0.88-6.99	1,494	4.41	24	1.98-5.99	422	4.59	
Clementines	3 lb bag	5.99	16	5.99									
Fruit, Other Cactus Pears	per pound					1.49	9	1.49					
Grapefruit Red	each	0.69	6	0.69		0.59-0.69	49	0.59		0.69	6	0.69	
Grapefruit Red	per pound					0.50	61	0.50					
Grapes Black Seedless	per pound	1.98-1.99	66	1.99		1.47-2.99	100	1.88		1.49	287	1.49	
Grapes Red Seedless	per pound	1.48-2.69	741	1.98		0.99-3.99	1,397	2.20		1.49-2.99	520	2.14	
Grapes White Seedless Type	per pound	1.29-2.99	936	1.62		0.99-3.99	1,389	2.19		1.49-2.99	538	2.17	
Honeydews	each	2.50	61	2.50									
Honeydews	per pound	0.99-1.29	210	1.14		0.98-1.49	285	1.44		1.29	22	1.29	
Kiwifruit Hayward	each	0.50	7	0.50		0.33-0.50	15	0.40					
Kiwifruit Hayward	1 lb bag	3.99	64	3.99									
Lemons	each	0.50-0.88	135	0.68		0.20-0.69	101	0.39		0.59-0.78	87	0.61	
Lemons	per pound					0.50-0.99	122	0.70					
Lemons	2 lb bag					1.99	53	1.99					
Limes	each	0.05-0.88	361	0.20		0.20-0.34	88	0.25		0.25	17	0.25	
Limes	per pound					0.50-0.79	245	0.65					
Mangoes	each	0.33-2.00	842	0.61		0.25-2.00	1,549	0.83		0.78-2.00	117	1.26	
Misc Berries Blackberries	5.6 - 6 oz package	2.50-3.50	346	2.80	6	2.50-3.99	390	3.22		1.79	23	1.79	
Nectarines Various White Flesh Varieties	per pound	2.48-3.98	229	3.26		1.29-2.99	468	2.62	31	1.49-2.99	348	2.73	
Nectarines Various Yellow Flesh Varieties	per pound	1.99-2.99	322	2.72		1.50-2.99	1,289	2.59	39	1.48-3.99	545	2.56	
Oranges Navel	each	0.25-0.33	83	0.27									
Oranges Navel	per pound	1.69-1.99	102	1.81		0.50-0.60	22	0.53		1.58	8	1.58	
Oranges Navel	3 lb bag	4.79-5.99	39	5.68									
Oranges Navel	4 lb bag	5.00	95	5.00									
Oranges Valencia	per pound					0.40-1.39	118	0.79					
Papaya Maradol/Tainung Types	per pound	0.89-1.49	307	0.95		0.89-1.50	327	0.99		0.99-1.49	24	1.12	
Papaya Solo Type	per pound					0.99-2.49	143	1.41					
Peaches Various White Flesh Varieties	per pound	0.79-3.98	430	3.08		1.99-4.24	437	2.70		1.49-2.99	348	2.73	
Peaches Various Yellow Flesh Varieties	per pound	0.79-3.49	1,045	2.26		0.99-4.24	922	2.57	38	1.48-3.99	508	2.46	

Wtd Avg - Simple weighted average



Commodity Variety	Unit	SOUTH CENTRAL U.S.				SOUTHWEST U.S.				NORTHWEST U.S.			
		Price Range	Stores with Ads	Wtd Avg Price	% Marked Local	Price Range	Stores with Ads	Wtd Avg Price	% Marked Local	Price Range	Stores with Ads	Wtd Avg Price	% Marked Local
Pears Bartlett	per pound					1.89	26	1.89					
Pears Bosc	per pound					1.89	26	1.89					
Pears D'Anjou	per pound	1.49	52	1.49		1.89	26	1.89					
Pineapples	each	1.50-3.99	638	2.80		1.50-3.50	424	2.80		2.29-3.00	98	2.90	
Pineapples	per pound	0.79	65	0.79		0.50-0.88	184	0.70					
Plums	per pound	2.49-4.88	163	3.19		1.49-3.49	160	3.35	91	2.99-3.49	319	3.01	
Plums Interspecific Type	per pound	1.99-3.49	153	3.27						2.99	36	2.99	
Prunes	per pound					2.99	8	2.99					
Raspberries Red	6 oz package	2.99-3.50	102	3.43		2.00-3.99	357	3.20		2.00-2.50	51	2.33	
Strawberries	1 lb package	1.67-3.49	588	2.56		1.50-4.10	1,028	3.17		1.89-3.99	165	2.60	
Strawberries	2 lb package	2.49-5.99	905	3.79		4.99	169	4.99		2.49-5.99	138	5.63	
Tangerines	3 lb bag	3.99-5.99	141	5.00									
Watermelons Red Flesh Seeded Type	each	6.99	14	6.99									
Watermelons Red Flesh Seeded Type	per pound					0.25	9	0.25		0.59	9	0.59	
Watermelons Red Flesh Seedless Miniature	each	2.97-3.50	156	3.18	61	2.00-4.99	884	3.73	17	3.88-3.99	46	3.90	
Watermelons Red Flesh Seedless Miniature	per pound	1.29	107	1.29									
Watermelons Red Flesh Seedless Type	each	2.99-6.99	381	5.56	25	3.99-6.99	249	4.18	78	3.99	3	3.99	
Watermelons Red Flesh Seedless Type	per pound	0.59	68	0.59		0.25-0.69	167	0.48		0.58-0.99	46	0.70	
FRUITS - ORGANIC													
Apricots	per pound					4.99	16	4.99	100				
Avocados Hass	each	0.99-2.50	421	1.95		0.99-2.78	533	2.09		0.99-2.78	335	1.54	
Bananas	per pound	0.79	92	0.79		0.79	23	0.79		0.79	26	0.79	
Blueberries	6 oz package	2.98-3.99	22	3.21		3.50	6	3.50		4.00	131	4.00	
Blueberries	1 pint package					4.99	162	4.99	90	4.99	7	4.99	
Blueberries	18 oz package									6.99	61	6.99	
Cantaloups	each					5.99	8	5.99		4.99	131	4.99	
Cantaloups	per pound									1.29	16	1.29	
Cherries Red Varieties	per pound					7.49-9.99	13	8.45					
Grapes Black Seedless	per pound	2.48-3.32	182	2.83		2.48-3.32	293	2.79		3.32-5.99	38	4.44	

Wtd Avg - Simple weighted average



Commodity Variety	Unit	SOUTH CENTRAL U.S.				SOUTHWEST U.S.				NORTHWEST U.S.			
		Price Range	Stores with Ads	Wtd Avg Price	% Marked Local	Price Range	Stores with Ads	Wtd Avg Price	% Marked Local	Price Range	Stores with Ads	Wtd Avg Price	% Marked Local
Grapes Red Seedless	per pound	2.48-3.32	195	2.82		2.48-3.32	354	2.81		2.99-5.99	49	4.12	
Grapes White Seedless Type	per pound	2.48-3.32	224	2.88		2.48-3.32	354	2.81		2.99-5.99	49	4.12	
Mangoes	each	1.25	9	1.25		1.50-2.50	79	1.83		1.50-2.00	38	1.80	
Misc Berries Blackberries	5.6 - 6 oz package	3.34	61	3.34		3.50	6	3.50		4.00	131	4.00	
Nectarines Various White Flesh Varieties	per pound					4.99	16	4.99		2.49-3.99	76	2.79	
Nectarines Various Yellow Flesh Varieties	per pound	3.99	5	3.99		3.49-4.99	227	3.70	64	2.49-3.99	97	3.04	
Oranges Navel	per pound					1.69	6	1.69					
Peaches Various White Flesh Varieties	per pound					4.99	16	4.99		2.49-4.99	92	3.17	
Peaches Various Yellow Flesh Varieties	per pound	3.99	5	3.99		3.49-3.99	219	3.66	67	2.49-4.99	244	3.68	
Pears Bartlett	per pound									1.98	81	1.98	
Plums	per pound					3.99	8	3.99					
Raspberries Red	6 oz package	3.34-3.99	66	3.39		3.50	6	3.50		4.00	131	4.00	
Strawberries	1 lb package	2.50-4.99	464	3.54		3.00-5.99	542	4.31	10	2.50-4.99	205	3.99	
Strawberries	2 lb package	4.99	61	4.99		2.49	103	2.49					
Watermelons Red Flesh Seedless Miniature	each	4.88	107	4.88		4.88	184	4.88		4.98	6	4.98	
Watermelons Red Flesh Seedless Miniature	per pound					1.49	8	1.49					
Watermelons Red Flesh Seedless Type	per pound					1.29	5	1.29		0.69-0.77	28	0.72	

ONIONS AND POTATOES

Onions, Dry Red	per pound	1.29-1.49	147	1.42		0.79-1.19	74	0.87		0.68	9	0.68	
Onions, Dry Red	2 lb bag	1.95-3.29	31	3.12		1.95	34	1.95					
Onions, Dry Red	3 lb bag					4.99	256	4.99					
Onions, Dry White	per pound	0.33-1.49	377	0.81		0.50-1.79	599	1.08		0.68	9	0.68	
Onions, Dry White	2 lb bag	1.95	4	1.95		1.95	34	1.95					
Onions, Dry Yellow	per pound					0.79-0.99	17	0.88					
Onions, Dry Yellow	2 lb bag					3.49	10	3.49		3.49	22	3.49	
Onions, Dry Yellow	3 lb bag	2.19-2.69	147	2.24		2.29-2.99	410	2.61		1.79-2.19	124	1.79	
Onions, Dry Yellow Marked Sweet	per pound	0.88-1.68	345	1.34		1.29-1.99	60	1.47		0.99-1.99	435	1.43	6
Onions, Dry Yellow Marked Sweet	2 lb bag	2.77	47	2.77									
Onions, Dry	3 lb bag	2.99	26	2.99		3.50	184	3.50					

Wtd Avg - Simple weighted average



Commodity Variety	Unit	SOUTH CENTRAL U.S.				SOUTHWEST U.S.				NORTHWEST U.S.			
		Price Range	Stores with Ads	Wtd Avg Price	% Marked Local	Price Range	Stores with Ads	Wtd Avg Price	% Marked Local	Price Range	Stores with Ads	Wtd Avg Price	% Marked Local
Yellow Marked Sweet													
Potatoes Round Red	per pound	0.97	65	0.97		0.59-1.89	127	0.96		0.69-1.89	33	1.49	
Potatoes Round Red	5 lb bag	3.49	52	3.49		3.99	169	3.99					
Potatoes Round White	per pound					0.79	7	0.79					
Potatoes Russet	per pound	1.28-1.29	144	1.28		0.89	8	0.89					
Potatoes Russet	3 lb bag	3.99	21	3.99									
Potatoes Russet	5 lb bag	1.98-3.48	401	2.74		2.50-2.99	21	2.71					
Potatoes Russet	10 lb bag					1.99-6.99	53	3.03					
Potatoes Russet	8 lb bag	4.99	114	4.99									
Potatoes Yellow Type	per pound					1.89	10	1.89		1.89	22	1.89	
Potatoes Yellow Type	3 lb bag									1.98	6	1.98	
ONIONS AND POTATOES - ORGANIC													
Onions, Dry Yellow	per pound	1.45	92	1.45		1.45	23	1.45		1.45	26	1.45	
Potatoes Round Red	per pound									1.29	7	1.29	
Potatoes Russet	per pound	1.79	92	1.79		1.79	23	1.79		1.79	26	1.79	
Potatoes Russet	3 lb bag	3.99	27	3.99									
Potatoes Russet	5 lb bag					4.99	8	4.99					
VEGETABLES													
Artichokes	each					3.00	608	3.00		2.50	20	2.50	
Asparagus Green	per pound	2.49-2.99	86	2.82		2.99-3.99	553	3.89		1.88-2.99	228	2.35	
Beans Round Green Type	per pound	1.69-1.99	35	1.94		0.99-1.69	57	1.23		1.29-1.69	14	1.60	
Broccoli	per pound	1.99	7	1.99		0.79-1.29	17	1.05					
Broccoli	per bunch					2.50	8	2.50					
Broccoli Baby Hybrid Type	per bunch					2.99	8	2.99					
Broccoli Crown Cut	per pound	1.98-2.44	78	2.34		0.99	6	0.99		1.69-2.29	94	2.19	
Beets	per bunch					1.50	9	1.50					
Beets	per pound					0.50	8	0.50					
Cabbage Red Type	per pound	0.89	34	0.89		1.49	8	1.49					
Cabbage Round Green Type	per pound	0.33-0.79	133	0.68	8	0.33-1.19	77	0.74					
Carrots	per pound	0.50	65	0.50		0.39-0.69	77	0.58					
Carrots	1 lb bag	1.00	8	1.00									

Wtd Avg - Simple weighted average



Commodity Variety	Unit	SOUTH CENTRAL U.S.				SOUTHWEST U.S.				NORTHWEST U.S.			
		Price Range	Stores with Ads	Wtd Avg Price	% Marked Local	Price Range	Stores with Ads	Wtd Avg Price	% Marked Local	Price Range	Stores with Ads	Wtd Avg Price	% Marked Local
Carrots	2 lb bag									1.28	9	1.28	
Carrots Baby Peeled	1 lb bag	0.99-1.69	215	1.11		0.99-1.89	25	1.35		1.89	22	1.89	
Cauliflower	each	2.99	14	2.99		1.50-1.99	13	1.73		2.99	23	2.99	
Cauliflower	per pound	0.99	5	0.99		0.50-1.49	265	1.46		0.98-1.69	32	1.46	
Celery	each	1.88	42	1.88		0.99	6	0.99					
Cilantro	per bunch	0.25-0.44	94	0.40		0.50-0.99	210	0.84		1.25	15	1.25	
Corn-Sweet	each	0.25-0.79	447	0.39		0.25-1.10	571	0.68					
Cucumbers	each	0.33-0.75	217	0.49		0.20-0.79	201	0.36		0.78-1.00	23	0.89	
Cucumbers	per pound					0.89-1.79	105	0.98					
Cucumbers Long Seedless-Greenhouse	each	1.50-1.67	90	1.62						2.00	81	2.00	
Eggplant	per pound					0.79	17	0.79					
Eggplant	each	1.29	34	1.29									
Garlic	per sleeve	0.50-1.39	96	1.10		1.29-1.50	76	1.31					
Greens Collard	per bunch	1.69	7	1.69									
Greens Kale	per bunch					0.69	6	0.69					
Greens Mustard	per bunch	1.69	7	1.69									
Greens Turnip Tops	per bunch	1.69	7	1.69									
Lettuce, Iceberg	each	0.99-2.00	482	1.44		0.89-2.00	291	1.50	50	1.48-2.00	22	1.65	32
Lettuce, Other Green Leaf	each					0.79-1.49	61	0.88	87	1.00-1.29	88	1.26	
Lettuce, Other Red Leaf	each					0.79-1.49	61	0.88	87	0.99-1.29	105	1.22	
Lettuce, Romaine	each					0.50	13	0.50		0.99-1.50	85	1.13	
Lettuce, Romaine Hearts	3 count package	3.88-3.99	94	3.94		1.50-3.99	23	2.67					
Mushrooms White	8 oz package	0.98-2.00	420	1.52		1.69-2.50	33	2.18	61	2.50	32	2.50	
Onions Green	per bunch	0.50-0.60	106	0.51		0.33-0.99	283	0.72					
Peppers, Bell Type Green	per pound					1.59	6	1.59					
Peppers, Bell Type Green	each	0.20-0.99	277	0.63		0.50-1.39	167	0.66		0.88-1.39	62	1.13	
Peppers, Bell Type Orange	each	0.99-1.50	138	1.28		0.77-2.50	222	1.65		0.79-1.33	64	1.06	
Peppers, Bell Type Orange-Greenhouse	each	1.69	21	1.69									
Peppers, Bell Type Red	per pound	0.99	10	0.99		0.99	8	0.99					
Peppers, Bell Type Red	each	0.89-1.50	210	1.16		0.33-2.50	375	1.21		0.79-1.33	159	0.97	
Peppers, Bell Type Red-Greenhouse	each	1.69	21	1.69									
Peppers, Bell Type Yellow	per pound					1.59	6	1.59					
Peppers, Bell Type	each	0.99-1.50	138	1.28		0.77-2.50	222	1.65		0.79-	161	0.98	

Wtd Avg - Simple weighted average



Commodity Variety	Unit	SOUTH CENTRAL U.S.				SOUTHWEST U.S.				NORTHWEST U.S.			
		Price Range	Stores with Ads	Wtd Avg Price	% Marked Local	Price Range	Stores with Ads	Wtd Avg Price	% Marked Local	Price Range	Stores with Ads	Wtd Avg Price	% Marked Local
Yellow										1.33			
Peppers, Bell Type Yellow-Greenhouse	each	1.69	21	1.69									
Peppers, Other Jalapeno	per pound	0.69-1.79	756	1.06		0.69-1.99	442	0.96		0.99-1.99	37	1.60	
Peppers, Other Mixed Mini Sweet Types	1 lb package	3.99	180	3.99		3.99-4.99	410	4.45		3.99-4.99	138	4.88	
Peppers, Other Serrano	per pound	1.49	34	1.49									
Radishes	per bunch	1.50	7	1.50		0.50-0.99	210	0.84					
Salad Mixed Types	1 lb bag					1.99	8	1.99					
Salad Mixed Types	10 - 12 oz package	1.67-3.00	174	2.47		2.48-3.00	431	2.92		0.99-3.00	213	2.53	
Salad Mixed Types	5 - 9 oz package	2.99-3.49	146	3.17		2.48-3.33	654	3.06		1.58-3.00	165	2.85	
Spinach	per bunch					0.99	6	0.99		1.78	81	1.78	100
Spinach Flat, Baby Type	10 oz package					1.49	9	1.49					
Spinach Flat, Baby Type	8 oz package	1.67	64	1.67		2.50	53	2.50					
Spinach Flat, Baby Type	5 - 6 oz package	2.49-2.50	42	2.50									
Squash Acorn	per pound	1.39	34	1.39									
Squash Butternut	per pound	1.39	34	1.39		0.50	7	0.50					
Squash Grey	per pound	0.77-1.49	264	1.20		0.50-0.99	159	0.85					
Squash Spaghetti	per pound	1.39-1.49	98	1.46									
Squash Yellow Crookneck/Straightneck	per pound	0.97-1.99	540	1.32	28	1.49	315	1.49		1.49	10	1.49	
Squash Zucchini	per pound	0.97-1.99	631	1.34	23	0.77-2.49	455	1.34		1.49-2.49	32	2.18	
Sweet Potatoes	per pound	0.50-1.68	170	0.91						1.29	4	1.29	
Tomatoes	per pound	0.98-2.49	347	1.82	27	0.79-2.29	76	0.99		0.99-1.49	27	1.10	
Tomatoes Vine Ripe - Heirloom Varieties-Greenhouse	per pound					3.99	8	3.99					
Tomatoes Vine Ripes	per pound	0.77-2.29	706	1.10		0.99	40	0.99		2.99	7	2.99	
Tomatoes Vine Ripes-Greenhouse	per pound	0.99-1.48	273	1.02						1.99	9	1.99	
Tomatoes Vine Ripes, On The Vine-Greenhouse	per pound	0.99-2.19	292	1.65		1.29-1.99	292	1.88		1.29-1.99	471	1.47	
Tomatoes, Cherry	1 pint package	1.99-2.99	86	2.59									
Tomatoes, Grape Type	1 pint package	1.67	6	1.67		1.50-2.00	196	1.87		1.50	17	1.50	
Tomatoes, Grape Type	10 oz package	1.27-2.99	269	2.15						1.50	11	1.50	
Tomatoes, Plum Type Roma	per pound	0.67-1.49	620	0.89	2	0.50-1.99	328	0.88		0.99-1.99	197	1.36	
Tomatillos	per pound	0.49-1.49	125	0.88		0.33-1.29	229	0.62					
Vegetables Other Cactus Leaf (Nopales)	per pound	0.98	9	0.98		1.28	8	1.28		1.29	17	1.29	

Wtd Avg - Simple weighted average



Commodity Variety	Unit	SOUTH CENTRAL U.S.				SOUTHWEST U.S.				NORTHWEST U.S.			
		Price Range	Stores with Ads	Wtd Avg Price	% Marked Local	Price Range	Stores with Ads	Wtd Avg Price	% Marked Local	Price Range	Stores with Ads	Wtd Avg Price	% Marked Local
VEGETABLES - ORGANIC													
Broccoli	per pound					2.50	11	2.50		2.49	287	2.49	
Broccoli	per bunch					2.99	358	2.99		2.98	6	2.98	
Beets	per bunch					2.50	8	2.50		2.00-2.50	38	2.37	
Carrots	per pound	1.69	92	1.69		1.69	23	1.69		1.69	26	1.69	
Carrots Baby Peeled	1 lb bag	1.99-2.00	185	1.99									
Cauliflower	per pound									2.49	303	2.49	
Cucumbers Long Seedless-Greenhouse	each					1.49	14	1.49					
Greens Kale	per bunch					0.99	66	0.99		2.50	81	2.50	100
Greens Swiss Chard	per bunch					1.98-2.00	31	1.99					
Lettuce, Other Green Leaf	each	1.79	92	1.79		1.79	23	1.79		1.79-2.50	45	2.09	
Lettuce, Other Red Leaf	each	1.79	92	1.79		1.79	23	1.79		1.79-2.50	45	2.09	
Lettuce, Romaine Hearts	3 count package	3.99	27	3.99		0.99-2.98	73	1.54	73				
Mushrooms Portobella	per pound									6.99	16	6.99	
Mushrooms White	8 oz package					3.39	14	3.39		2.99	79	2.99	
Mushrooms White	6 oz package									3.28	81	3.28	
Peppers, Bell Type Orange	each	2.00	104	2.00									
Peppers, Bell Type Red	each	2.00	104	2.00									
Peppers, Bell Type Yellow	each	2.00	104	2.00									
Peppers, Other Mixed Mini Sweet Types	1 lb package					3.99-4.99	366	4.97					
Salad Mixed Types	1 lb bag									6.99	7	6.99	
Salad Mixed Types	10 - 12 oz package	5.99	61	5.99									
Salad Mixed Types	5 - 9 oz package	3.00-3.99	357	3.24		3.00	187	3.00		3.50-4.49	146	3.66	
Squash Yellow Crookneck/Straightneck	per pound									1.98	21	1.98	
Squash Zucchini	per pound									1.98	21	1.98	
Tomatoes	per pound	2.59	92	2.59		2.59	23	2.59		2.59	26	2.59	
Tomatoes Vine Ripe - Heirloom Varieties-Greenhouse	per pound					3.99	26	3.99					
Tomatoes Vine Ripes	per pound					1.50	122	1.50					
Tomatoes, Grape Type	1 pint package									3.69	79	3.69	
Tomatoes, Grape Type	10 oz package	3.49	274	3.49									

Wtd Avg - Simple weighted average



Commodity Variety	Unit	SOUTH CENTRAL U.S.				SOUTHWEST U.S.				NORTHWEST U.S.			
		Price Range	Stores with Ads	Wtd Avg Price	% Marked Local	Price Range	Stores with Ads	Wtd Avg Price	% Marked Local	Price Range	Stores with Ads	Wtd Avg Price	% Marked Local
Tomatoes, Plum Type Roma	per pound									1.29	61	1.29	
OTHER SPECIALTY CROPS ITEMS													
Hemp (Seeds) Oil	16 oz	16.99	107	16.99									
Hemp Seeds-Shelled	8 oz package	5.99-9.99	274	7.99		5.99-9.99	207	9.55		5.99-7.59	48	6.72	
Hemp Seeds-Shelled	16 oz package	14.59	75	14.59		15.19	109	15.19					
OTHER SPECIALTY CROPS ITEMS - ORGANIC													
Hemp Protein	16 oz package					13.99	109	13.99					
Hemp (Seeds) Oil	16 oz					16.99	184	16.99					
Hemp Seeds-Shelled	7 oz package	9.59-11.99	182	11.00		7.19-11.99	316	10.54		7.19-8.39	48	7.74	
Hemp Seeds-Shelled	12 oz package	10.69	92	10.69		10.69	23	10.69		10.69-13.59	48	12.02	
Hemp Seeds-Shelled	16 oz package					13.59	184	13.59					
SEASONAL ITEMS													
Rose, Hybrid Tea	bunched 12s	10.98-13.00	142	12.06		10.99-15.00	198	12.57		12.99	9	12.99	
Tulips	bunched 10s					9.99	8	9.99					

Commodity Variety	Unit	ALASKA U.S.				HAWAII U.S.			
		Price Range	Stores with Ads	Wtd Avg Price	% Marked Local	Price Range	Stores with Ads	Wtd Avg Price	% Marked Local
FRUITS									
Apples Fuji	per pound	1.29-1.79	22	1.54		2.19	7	2.19	
Apples Gala	per pound	1.29-1.79	22	1.54					
Apples Granny Smith	per pound	1.48	3	1.48					
Apples Honeycrisp	per pound	1.59	1	1.59					
Apples Pink Lady/Cripps Pink	per pound	1.29	11	1.29					
Apples Pink Lady/Cripps Pink	3 lb bag					5.99	7	5.99	
Apples Red Delicious	per pound	1.48	3	1.48					

Wtd Avg - Simple weighted average



Commodity Variety	Unit	ALASKA U.S.				HAWAII U.S.			
		Price Range	Stores with Ads	Wtd Avg Price	% Marked Local	Price Range	Stores with Ads	Wtd Avg Price	% Marked Local
Avocados Hass	each	1.50-2.99	23	2.36		1.25	23	1.25	
Bananas	per pound					1.29	3	1.29	
Blueberries	6 oz package	3.49	2	3.49					
Blueberries	18 oz package	6.69	1	6.69					
Cantaloups	per pound	1.29-1.39	3	1.32		1.39-1.99	10	1.81	
Cherries Red Varieties	per pound	4.99-6.49	40	6.07		5.99	27	5.99	
Grapes Black Seedless	per pound	1.99	11	1.99					
Grapes Red Seedless	per pound	1.99-3.79	14	2.33					
Grapes White Seedless Type	per pound	1.99-4.48	17	2.71					
Honeydews	per pound	1.29-1.98	5	1.70		0.99	27	0.99	85
Lemons	each	0.89	1	0.89					
Mangoes	each	1.79	1	1.79		1.67	4	1.67	
Mangoes	per pound					3.99	23	3.99	
Misc Berries Blackberries	5.6 - 6 oz package	4.00	2	4.00					
Nectarines Various White Flesh Varieties	per pound	3.28-3.49	14	3.45		3.99	4	3.99	
Nectarines Various Yellow Flesh Varieties	per pound	3.28-4.79	15	3.53		3.99	46	3.99	
Oranges Navel	per pound	1.78	3	1.78		1.39	4	1.39	
Oranges Navel	3 lb bag					6.59	7	6.59	
Papaya Solo Type	per pound					1.49	23	1.49	100
Peaches Various White Flesh Varieties	per pound	3.28-3.49	14	3.45					
Peaches Various Yellow Flesh Varieties	per pound	3.28-4.79	43	4.16		3.29-3.99	56	3.58	
Pears D'Anjou	3 lb bag					4.99	3	4.99	
Pineapples	each	2.99-7.99	39	6.58		4.79	7	4.79	
Plums	per pound	3.49	11	3.49					
Raspberries Red	6 oz package	4.00-4.99	3	4.33					
Strawberries	1 lb package	3.78-5.19	4	4.13					
Strawberries	2 lb package	5.98-5.99	14	5.99					
Watermelons Red Flesh Seeded Type	per pound					1.29	33	1.29	
Watermelons Red Flesh Seedless Type	each	8.99-10.99	11	9.35					
Watermelons Red Flesh Seedless	per pound	1.38	3	1.38		0.99-1.29	36	1.27	

Wtd Avg - Simple weighted average



Commodity Variety	Unit	ALASKA U.S.				HAWAII U.S.			
		Price Range	Stores with Ads	Wtd Avg Price	% Marked Local	Price Range	Stores with Ads	Wtd Avg Price	% Marked Local
Type									
FRUITS - ORGANIC									
Avocados Hass	each	1.79	11	1.79		3.34	4	3.34	
Grapes Black Seedless	per pound					3.98	4	3.98	
Grapes Red Seedless	per pound					3.98	4	3.98	
Grapes White Seedless Type	per pound					3.98	4	3.98	
Pears Bosc	per pound	3.19	1	3.19					
Pears D'Anjou	per pound	2.28	3	2.28					
Strawberries	1 lb package					4.92	4	4.92	
Watermelons Red Flesh Seedless Type	per pound	1.48	3	1.48					
ONIONS AND POTATOES									
Onions, Dry White	per pound	1.19	1	1.19		1.59	7	1.59	
Onions, Dry Yellow	per pound	0.99	9	0.99					
Onions, Dry Yellow	3 lb bag	1.79	11	1.79					
Onions, Dry Yellow Marked Sweet	per pound	1.79	11	1.79		1.99	4	1.99	100
Potatoes Round Red	5 lb bag	7.98	3	7.98					
Potatoes Russet	5 lb bag					5.29	7	5.29	
ONIONS AND POTATOES - ORGANIC									
Potatoes Round Red	per pound	2.68	3	2.68					
Potatoes Yellow Type	per pound	2.68	3	2.68					
VEGETABLES									
Artichokes	each	3.50	3	3.50					
Broccoli Crown Cut	per pound	2.88-2.89	4	2.88		2.19	3	2.19	
Brussels Sprouts	per pound	3.99	2	3.99					
Cabbage Round Green Type	per pound	1.79	1	1.79		1.29	4	1.29	
Carrots	per pound					1.39	7	1.39	
Cauliflower	per pound	1.98	3	1.98					

Wtd Avg - Simple weighted average



Commodity Variety	Unit	ALASKA U.S.				HAWAII U.S.			
		Price Range	Stores with Ads	Wtd Avg Price	% Marked Local	Price Range	Stores with Ads	Wtd Avg Price	% Marked Local
Celery	per pound	2.19	2	2.19		2.19	3	2.19	
Chinese Cabbage	per pound					1.49	23	1.49	
Cilantro	per bunch	0.99	9	0.99					
Corn-Sweet	each	1.50	9	1.50					
Cucumbers	each	1.25	9	1.25					
Cucumbers	per pound	1.58	3	1.58		1.69	3	1.69	
Cucumbers Long Seedless-Greenhouse	each	1.67	2	1.67					
Lettuce, Iceberg	per pound					1.99-2.99	30	2.85	
Lettuce, Other Green Leaf	each	2.00-3.49	31	3.35					
Lettuce, Other Green Leaf	per pound					1.89	7	1.89	
Lettuce, Other Red Leaf	each	3.49	28	3.49					
Lettuce, Romaine	each	3.49	28	3.49					
Lettuce, Romaine	per pound					2.39	33	2.39	
Mushrooms White	8 oz package	2.50	2	2.50					
Peppers, Bell Type Orange	per pound	3.89	1	3.89					
Peppers, Bell Type Orange	each	1.50	2	1.50					
Peppers, Bell Type Orange-Greenhouse	each	1.99	28	1.99					
Peppers, Bell Type Red	per pound	3.89	1	3.89					
Peppers, Bell Type Red	each	1.50	2	1.50					
Peppers, Bell Type Red-Greenhouse	each	1.99	28	1.99					
Peppers, Bell Type Yellow	per pound	3.89	1	3.89					
Peppers, Bell Type Yellow	each	1.50	2	1.50					
Peppers, Bell Type Yellow-Greenhouse	each	1.99	28	1.99					
Peppers, Other Mixed Mini Sweet Types	1 lb package	3.98-4.99	14	4.77					
Salad Mixed Types	10 - 12 oz package	2.00	2	2.00					
Spinach	per bunch	1.88	3	1.88		2.99	33	2.99	
Squash Yellow Crookneck/Straightneck	per pound					1.99	7	1.99	
Squash Zucchini	per pound	3.29	28	3.29		2.19-2.49	56	2.37	
Sweet Potatoes	per pound	1.49	2	1.49					
Tomatoes	per pound					2.29-2.99	30	2.88	90
Tomatoes Vine Ripes-Greenhouse	per pound	2.99	28	2.99					

Wtd Avg - Simple weighted average



Commodity Variety	Unit	ALASKA U.S.				HAWAII U.S.			
		Price Range	Stores with Ads	Wtd Avg Price	% Marked Local	Price Range	Stores with Ads	Wtd Avg Price	% Marked Local
Tomatoes Vine Ripes, On The Vine-Greenhouse	per pound	1.29-1.88	25	1.58					
Tomatoes, Grape Type	1 pint package	2.00	2	2.00					
Tomatoes, Grape Type	10 oz package	2.28	3	2.28					
Tomatoes, Plum Type Roma	per pound	1.99	9	1.99					
VEGETABLES - ORGANIC									
Broccoli	per pound	2.79	11	2.79					
Beets	per pound	2.28	3	2.28					
Carrots	2 lb bag	3.69	1	3.69					
Cauliflower	per pound	2.79	11	2.79					
Lettuce, Romaine	each	2.29	1	2.29					
Salad Mixed Types	1 lb bag	6.00	11	6.00					
OTHER SPECIALTY CROPS ITEMS									
Hemp Seeds-Shelled	8 oz package					9.19	4	9.19	
Hemp Seeds-Shelled	16 oz package					18.39	4	18.39	
OTHER SPECIALTY CROPS ITEMS - ORGANIC									
Hemp Seeds-Shelled	7 oz package					11.39	4	11.39	
Hemp Seeds-Shelled	12 oz package					15.99	4	15.99	



REGIONAL DEFINITIONS

As used in this report, regions include the following states:

NORTHEAST U.S.	Connecticut, Delaware, Massachusetts, Maryland, Maine, New Hampshire, New jersey, New York, Pennsylvania, Rhode Island and Vermont
SOUTHEAST U.S.	Alabama, Florida, Georgia, Mississippi, North Carolina, South Carolina, Tennessee, Virginia and West Virginia
MIDWEST U.S.	Iowa, Illinois, Indiana, Kentucky, Michigan, Minnesota, North Dakota, Nebraska, Ohio, South Dakota and Wisconsin
SOUTH CENTRAL U.S.	Arkansas, Colorado, Kansas, Louisiana, Missouri, New Mexico, Oklahoma, and Texas
SOUTHWEST U.S.	Arizona, California, Nevada and Utah
NORTHWEST U.S.	Idaho, Montana, Oregon, Washington, and Wyoming
ALASKA U.S.	Alaska
HAWAII U.S.	Hawaii