



## Specialty Crops Market News Division

Agricultural  
Marketing  
Service

# National Retail Report - Specialty Crops

Websites: [www.marketnews.usda.gov/mnp/fv-home](http://www.marketnews.usda.gov/mnp/fv-home) and <http://www.ams.usda.gov/mnreports/fvwretail.pdf>  
and [http://www.ams.usda.gov/mnreports/wa\\_lo100.txt](http://www.ams.usda.gov/mnreports/wa_lo100.txt)

Volume XVII - Number 26

Issued Weekly

Friday, June 30, 2023

## Advertised Prices for Specialty Crops at Major Retail Supermarket Outlets ending during the period of 06/24 to 07/06<sup>1,2</sup>

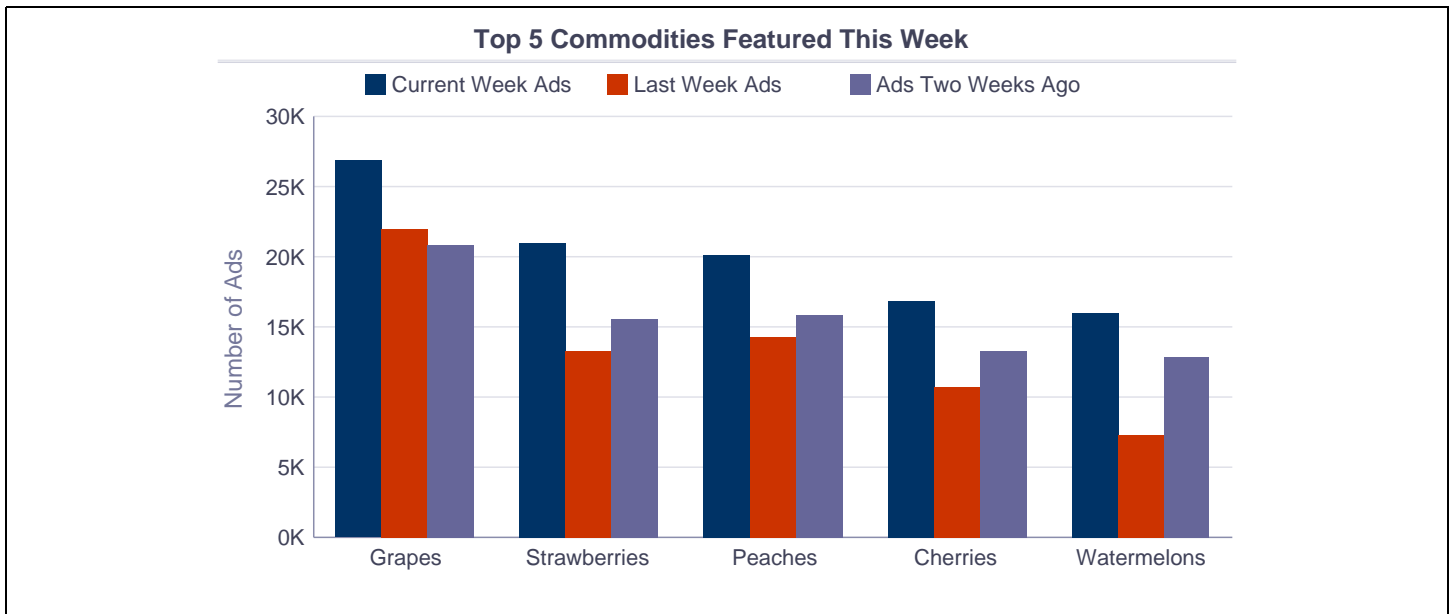
Fireworks and Food

Fourth of July sales were popping like firecrackers at this week as shoppers stocked up for celebrations with friends and family. Chilly produce aisles were sparkling with the season's freshest cherries, nectarines, peaches, berries, melons, grapes, and plums. Explosively delicious vegetables like corn, asparagus, sweet onions, zucchini, cucumbers, and colored bell peppers were at the ready for crisp salads or grilled meals. Patriotic floral arrangements lit up the atmosphere in stores.

Total ad numbers this week were 301,249, a 7% increase from last week's total of 281,586. The total for the same week last year was 8% higher than for this year. The total number of ads broken out by commodity groups: fruit 180,871 (60% of all ads), onions and potatoes 18,125 (6%), vegetables 96,467 (32%), herbs 536, ornamentals 519, and hemp 4,371. The number of ads for organic produce was 41,315, 14% of total ads.

The following are the prices of major advertised items (3,000 plus ads) this week, compared to the same week last year. Significant increases in price for fruit this week included apple juice (64 oz.) at 25%, blackberries at 25%, yellow peaches at 23%, strawberries (2 lb.) at 18%, raspberries at 13%, white nectarines at 13%, cantaloupes at 12%, organic strawberries (1 lb.) at 12%, and organic white seedless grapes at 12%. Significant decreases included avocados at 26%, red cherries at 22%, and blueberries (1 pt.) at 11%. Significant increases in price for onions and potatoes this week included only Russet potatoes (5 lb.) at 11%. There were no significant decreases. There were no significant increases in price for vegetables this week. Significant decreases included bell peppers (red at 14%, orange at 13%), long seedless cucumbers at 12%, and corn at 11%.

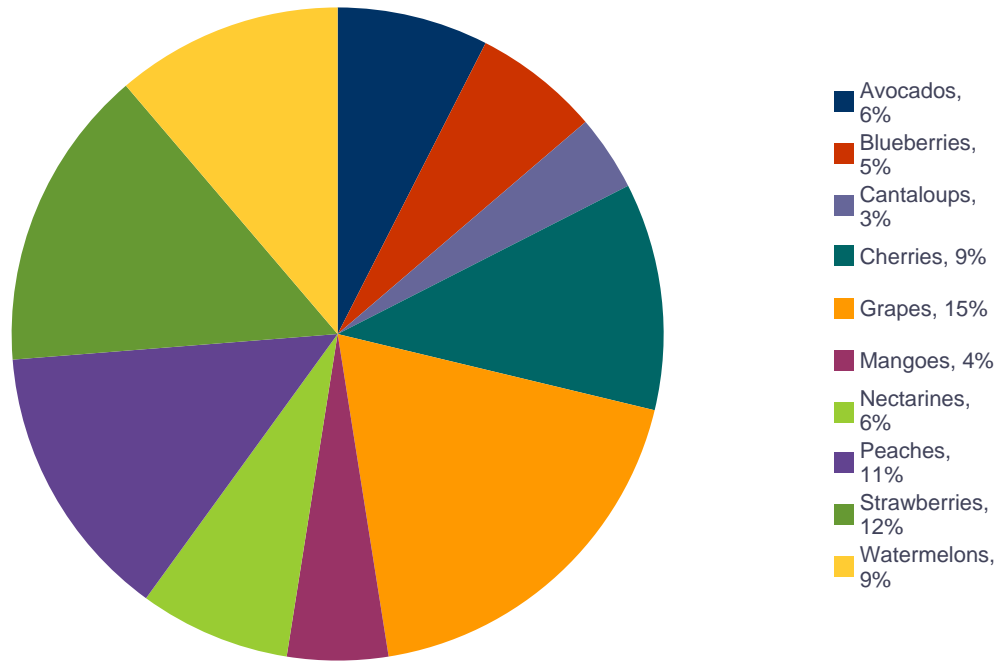
For more detailed information on organic and locally grown produce visit the National Retail--Local and Organic Report at: [http://www.ams.usda.gov/mnreports/wa\\_lo100.txt](http://www.ams.usda.gov/mnreports/wa_lo100.txt)



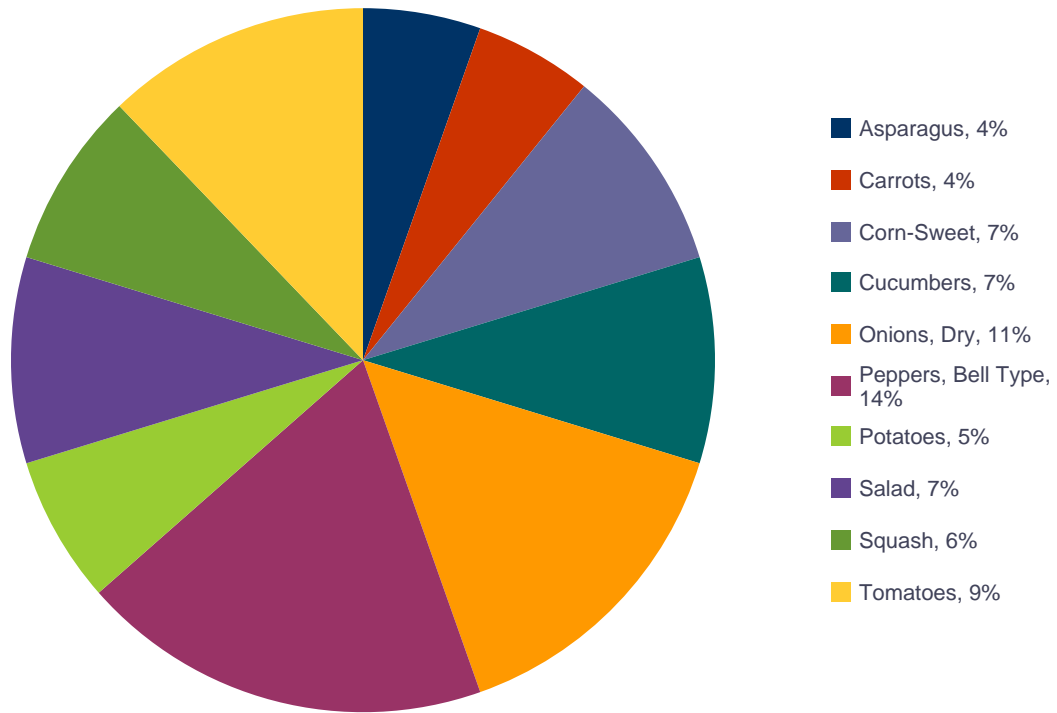
1 - Specialty Crops Market News surveys over 400 retailers, comprising over 30,300 individual stores, with online weekly advertised features.

2 - Date range reflects one week of data collection ending on the report date and encompasses ad pricing good from the Saturday before the report release date through the following Friday.

**Top 10 Fruits as Percentage of Total Fruit Ads**



**Top 10 Vegetables as Percentage of Total Vegetable Ads Including Onions and Potatoes**





## NATIONAL SUMMARY

(not including AK & HI)

FRUITS								
Commodity	Variety	Unit	THIS WEEK		LAST WEEK		LAST YEAR	
			Stores With Ads	Wtd Avg Price	Stores With Ads	Wtd Avg Price	Stores With Ads	Wtd Avg Price
Apples	Braeburn	per pound	18	1.24	9	1.44		
Apples	Fuji	per pound	442	1.59	2,409	1.52	343	2.13
Apples	Fuji	3 lb bag	19	3.44	1,861	4.97		
Apples	Gala	per pound	521	2.00	2,507	1.53	298	2.39
Apples	Gala	3 lb bag	57	3.81	197	3.06	6	4.99
Apples	Golden Delicious	3 lb bag	7	3.99				
Apples	Granny Smith	per pound	249	1.88	18	1.91	1,495	1.64
Apples	Honeycrisp	per pound	582	3.43	731	2.48	2,411	2.49
Apples	Mcintosh	3 lb bag	38	3.99				
Apples	Pink Lady/Cripps Pink	per pound	379	1.33	2,551	1.64	205	1.43
Apples	Red Delicious	per pound	27	1.12	51	0.96	571	1.43
Apples	Red Delicious	3 lb bag	135	4.28	82	3.50	25	4.99
Apples, Processed	Juice	64 oz (1/2 gallon)	4,334	2.69	2,484	2.60	3,864	2.15
Apples, Processed	Juice	128 oz (1 gallon)	64	2.85	36	5.86		
Apples, Processed	Juice Marked Cider	64 oz (1/2 gallon)	25	1.50	58	2.05	46	5.29
Apricots		per pound	861	3.88	1,109	4.16	475	3.63
Avocados	Hass	each	9,496	1.29	8,556	1.36	6,288	1.75
Avocados	Various Greenskin Varieties	each	29	2.50			77	2.20
Bananas		per pound	294	0.56	469	0.54	332	0.46
Blueberries		6 oz package	1,443	3.07	2,733	2.95	1,673	2.70
Blueberries		1 pint package	4,777	2.82	5,184	2.66	5,359	3.18
Blueberries		18 oz package	1,958	4.90	865	4.17	1,032	5.33
Cantaloups		each	4,065	3.39	7,683	2.83	5,070	3.04
Cantaloups		per pound	377	0.65	720	0.77	573	0.73
Cherries	Rainier	per pound	1,735	5.97	430	6.47	2,699	6.46
Cherries	Red Varieties	per pound	13,570	3.56	10,199	4.14	10,391	4.55
Clementines		3 lb bag	355	6.48	769	4.88	6	5.99
Clementines		2 lb bag	30	4.62	57	4.32	18	4.99
Fruit, Other	Apple Pears	per pound	7	1.79				
Fruit, Other	Cactus Pears	per pound	9	0.99	9	1.49	10	0.69
Grapefruit	Red	each	391	1.51	134	0.96	28	1.00

Wtd Avg - Simple weighted average



Grapefruit	Red	5 lb bag	218	6.99				
Grapes	Black Seedless	per pound	2,906	2.34	1,993	2.35	3,823	2.26
Grapes	Red Seedless	per pound	9,592	2.17	6,355	2.22	10,636	2.11
Grapes	White Seedless Type	per pound	7,449	2.35	7,207	1.95	7,807	2.28
Honeydews		each	526	4.47	325	3.61	671	3.38
Honeydews		per pound	64	0.88	550	1.29	257	1.09
Kiwifruit	Hayward	each	98	0.41	1,580	0.40	123	0.57
Kiwifruit	Hayward	1 lb bag	146	3.99	108	4.07	11	4.08
Lemons		each	1,388	0.64	1,098	0.66	1,671	0.62
Lemons		per pound	107	0.77	122	0.70	47	0.99
Lemons		2 lb bag	310	3.81	1,448	3.16	689	4.02
Limes		each	2,624	0.44	1,489	0.37	2,426	0.35
Limes		per pound	314	0.81	259	0.67	205	0.78
Mangoes		each	6,576	1.02	8,201	0.98	5,457	1.08
Misc Berries	Blackberries	5.6 - 6 oz package	3,730	3.25	4,844	2.57	6,456	2.59
Nectarines	Various White Flesh Varieties	per pound	4,573	2.74	3,127	2.72	3,062	2.43
Nectarines	Various Yellow Flesh Varieties	per pound	6,581	2.61	7,285	2.69	8,028	2.45
Oranges	Navel	each	136	0.91	1,549	0.95	169	1.18
Oranges	Navel	per pound	581	1.28	357	1.80	63	2.26
Oranges	Navel	3 lb bag	11	3.99	467	5.74		
Oranges	Navel	4 lb bag	344	4.96	106	5.00	10	5.99
Oranges	Navel	8 lb bag	20	6.88				
Oranges	Valencia	per pound	46	0.88	118	0.79	37	0.99
Oranges	Valencia	4 lb bag	2	4.98				
Papaya	Maradol/Tainung Types	per pound	724	0.95	742	1.00	618	1.11
Papaya	Solo Type	per pound	103	0.99	143	1.41	64	1.29
Peaches	Various White Flesh Varieties	per pound	6,397	2.68	3,526	2.69	3,713	2.49
Peaches	Various Yellow Flesh Varieties	per pound	10,285	2.48	8,798	2.41	13,541	2.02
Pears	Bartlett	per pound	323	1.97	337	1.96	510	1.86
Pears	D'Anjou	per pound	9	1.77	151	1.67	156	1.95
Pineapples		each	2,553	2.76	3,837	2.83	3,478	2.95
Pineapples		per pound	366	1.06	249	0.73	297	0.94
Plums		per pound	4,041	2.50	1,143	3.14	3,945	2.40
Plums	Interspecific Type	per pound	346	3.03	380	3.11	2,857	3.35
Raspberries	Red	6 oz package	3,345	3.42	2,022	3.15	3,150	3.02
Strawberries		1 lb package	12,281	2.43	6,823	2.98	11,353	2.49
Strawberries		2 lb package	3,489	4.83	3,043	4.26	3,132	4.12
Tangerines		per pound	71	1.50	8	1.49		



Tangerines		5 lb package	256	6.99				
Tangerines		3 lb bag	526	5.99	858	5.41	605	5.07
Tangerines		2 lb bag	110	4.64			18	3.98
Watermelons	Red Flesh Seeded Type	each	174	6.35	14	6.99	541	5.51
Watermelons	Red Flesh Seeded Type	per pound	62	0.46	18	0.42	42	0.37
Watermelons	Red Flesh Seedless Miniature	each	2,649	3.09	3,949	3.76	5,254	3.35
Watermelons	Red Flesh Seedless Miniature	per pound	11	1.49	115	1.29	1	0.99
Watermelons	Red Flesh Seedless Type	each	11,238	5.01	2,339	5.61	12,158	4.61
Watermelons	Red Flesh Seedless Type	per pound	1,362	0.49	326	0.57	1,676	0.43
<b>ORGANIC</b>								
Apples	Fuji	per pound	54	1.96	15	1.99		
Apples	Gala	per pound	16	2.49	38	2.49	170	2.29
Apples	Gala	2 lb bag	308	4.92	252	4.99		
Apples, Processed	Juice	64 oz (1/2 gallon)	15	4.00	304	3.35		
Apricots		per pound	481	3.88	16	4.99		
Avocados	Hass	each	1,803	2.16	2,077	1.97	505	1.65
Bananas		per pound	293	0.82	338	0.84	459	0.92
Blueberries		6 oz package	1,124	3.33	509	3.83	693	3.58
Blueberries		1 pint package	440	4.13	660	4.82	446	3.87
Blueberries		18 oz package	116	4.99	61	6.99	148	8.99
Cantaloups		each	90	5.08	192	4.62	153	3.64
Cantaloups		per pound	27	1.17	27	1.21	64	1.04
Cherries	Red Varieties	per pound	1,444	5.73	21	8.66	138	5.53
Grapes	Black Seedless	per pound	635	2.98	777	3.21	1,368	2.47
Grapes	Red Seedless	per pound	2,885	3.12	2,600	2.93	4,354	2.90
Grapes	White Seedless Type	per pound	3,274	3.26	3,019	2.99	4,288	2.90
Honeydews		each	9	8.99	9	8.99	13	4.72
Honeydews		per pound	16	1.29				
Lemons		each	151	1.18			253	0.98
Limes		each	72	0.99			4	0.88
Mangoes		each	131	2.13	456	1.57	971	2.11
Misc Berries	Blackberries	5.6 - 6 oz package	672	3.93	527	3.86	1,028	3.73
Nectarines	Various White Flesh Varieties	per pound	86	3.32	92	3.17	632	3.14
Nectarines	Various Yellow Flesh Varieties	per pound	409	3.78	1,595	3.14	2,736	3.08
Oranges	Valencia	4 lb bag	252	7.99	290	7.73		
Peaches	Various White Flesh Varieties	per pound	1,510	3.07	108	3.44	614	3.14
Peaches	Various Yellow Flesh Varieties	per pound	1,788	3.22	1,742	3.22	2,981	3.09



Pineapples		each	10	3.99			268	3.29
Plums		per pound	34	3.61	8	3.99	443	3.55
Raspberries	Red	6 oz package	792	4.03	1,796	3.53	1,953	2.57
Strawberries		1 lb package	4,464	4.34	3,152	4.04	2,538	3.91
Strawberries		2 lb package	628	7.28	285	4.09	148	8.99
Tangerines		2 lb bag	9	4.99				
Watermelons	Red Flesh Seedless Miniature	each	236	4.88	408	5.04	159	5.84
Watermelons	Red Flesh Seedless Type	each	9	9.99	9	9.99		
Watermelons	Red Flesh Seedless Type	per pound	64	0.88	33	0.80	32	0.73

**ONIONS AND POTATOES**

Commodity	Variety	Unit	THIS WEEK		LAST WEEK		LAST YEAR	
			Stores With Ads	Wtd Avg Price	Stores With Ads	Wtd Avg Price	Stores With Ads	Wtd Avg Price
Onions, Dry	Red	per pound	458	1.41	433	1.21	826	1.44
Onions, Dry	Red	2 lb bag	481	2.55	735	3.04	25	3.99
Onions, Dry	White	per pound	892	0.80	1,558	1.10	738	0.82
Onions, Dry	White	2 lb bag	144	1.88	140	1.94		
Onions, Dry	White	3 lb bag	181	2.50			96	0.99
Onions, Dry	Yellow	per pound	573	1.28	284	1.45	421	0.76
Onions, Dry	Yellow	2 lb bag	86	1.51	155	2.04		
Onions, Dry	Yellow	3 lb bag	1,609	2.60	2,657	2.52	1,558	2.70
Onions, Dry	Yellow	5 lb bag	274	4.99	46	4.99		
Onions, Dry	Yellow Marked Sweet	per pound	2,444	1.36	2,877	1.26	5,241	1.26
Onions, Dry	Yellow Marked Sweet	2 lb bag	1,486	2.51	186	2.56	309	2.75
Onions, Dry	Yellow Marked Sweet	3 lb bag	1,297	3.46	1,704	3.85	2,062	3.08
Onions, Dry	Yellow Marked Sweet	5 lb bag	1,636	5.24	403	4.94	931	5.00
Potatoes	Round Red	per pound	153	1.17	329	1.12	510	1.12
Potatoes	Round Red	3 lb bag	93	2.95	1,226	2.99	94	3.19
Potatoes	Round Red	5 lb bag	1,303	4.16	2,134	3.64	716	3.61
Potatoes	Round White	per pound	33	1.48	7	0.79	75	0.93
Potatoes	Russet	per pound	209	1.45	357	1.27	1,867	0.96
Potatoes	Russet	3 lb bag	14	2.50	136	1.73		
Potatoes	Russet	5 lb bag	3,025	3.30	2,458	3.25	2,911	2.98
Potatoes	Russet	10 lb bag	235	5.74	113	3.89	603	4.84
Potatoes	Yellow Type	per pound	56	0.99	40	1.81	193	1.00
Potatoes	Yellow Type	3 lb bag	95	2.92	37	2.67	220	5.99
Potatoes	Yellow Type	5 lb bag	573	4.61	386	5.53	322	4.56

Wtd Avg - Simple weighted average



ORGANIC								
Onions, Dry	Yellow	per pound	341	1.36	154	1.45	366	1.72
Onions, Dry	Yellow Marked Sweet	per pound	13	1.29	9	1.49	11	1.49
Onions, Dry	Yellow Marked Sweet	2 lb bag	14	2.99	197	2.99	35	3.99
Onions, Dry	Yellow Marked Sweet	3 lb bag	14	5.78	8	4.48	24	3.16
Potatoes	Round Red	per pound	7	1.29	7	1.29		
Potatoes	Russet	per pound	154	1.79	154	1.79	11	1.79
VEGETABLES								
Commodity	Variety	Unit	THIS WEEK		LAST WEEK		LAST YEAR	
			Stores With Ads	Wtd Avg Price	Stores With Ads	Wtd Avg Price	Stores With Ads	Wtd Avg Price
Artichokes		each	368	3.00	628	2.98	449	3.12
Asparagus	Green	per pound	4,295	3.23	2,815	3.12	2,928	3.10
Beans	Round Green Type	per pound	512	1.98	353	1.57	1,403	1.93
Beets		per bunch	17	1.97	17	1.97	16	2.50
Bok Choy		per pound	47	0.99			8	0.63
Broccoli		per pound	73	0.98	41	1.39	31	1.49
Broccoli		per bunch	443	2.81	1,260	2.97	1,758	2.50
Broccoli	Crown Cut	per pound	385	1.67	1,010	2.00	1,281	1.75
Brussels Sprouts		per pound	1,504	2.99	94	3.42	911	2.53
Cabbage	Red Type	per pound	37	0.86	243	0.98	82	0.70
Cabbage	Round Green Type	per pound	848	0.75	2,130	0.79	1,597	0.89
Carrots		per pound	126	0.50	150	0.57	139	0.50
Carrots		1 lb bag	10	0.99	38	1.08	32	1.02
Carrots		2 lb bag	84	1.83	39	1.73	43	1.82
Carrots		per bunch	77	2.50				
Carrots	Baby Peeled	1 lb bag	1,932	1.44	2,208	1.22	2,606	1.28
Carrots	Baby Peeled	2 lb bag	864	2.58	320	2.12	502	2.48
Cauliflower		each	960	3.20	2,501	2.88	1,249	3.23
Cauliflower		per pound	197	1.18	527	1.28	29	1.61
Celery		each	23	1.58	1,295	1.56	619	1.46
Celery	Hearts	each	403	3.01				
Chinese Cabbage		per pound	40	0.59				
Cilantro		per bunch	536	0.86	689	0.86	1,046	0.69
Corn-Sweet		each	8,166	0.40	3,988	0.50	12,620	0.46
Cucumbers		each	2,839	0.75	2,354	0.61	3,707	0.77
Cucumbers		per pound	76	0.88	126	0.95	152	0.89

Wtd Avg - Simple weighted average



Cucumbers	Long Seedless-Greenhouse	each	3,936	1.14	1,357	1.42	3,660	1.30
Eggplant		per pound	769	1.51	758	1.53	535	1.49
Eggplant		each	7	0.50	34	1.29		
Garlic		per sleeve	65	1.39	193	1.17	377	1.35
Greens	Collard	per bunch	245	0.99	15	1.85	220	2.00
Greens	Collard	per pound	7	1.49	22	0.99	9	1.29
Greens	Kale	per bunch	18	2.00	23	1.46	50	1.05
Greens	Kale	per pound	7	1.49			25	1.42
Greens	Mustard	per bunch	245	0.99	7	1.69		
Greens	Mustard	per pound	7	1.49			9	1.29
Greens	Turnip Tops	per bunch	245	0.99	7	1.69		
Greens	Turnip Tops	per pound	7	1.49			9	1.29
Lettuce, Iceberg		each	2,229	1.44	2,729	1.54	2,361	1.43
Lettuce, Other	Boston	each	8	1.69				
Lettuce, Other	Green Leaf	each	102	1.59	190	1.17	148	1.33
Lettuce, Other	Green Leaf	per pound	280	1.62	296	1.58	351	1.57
Lettuce, Other	Red Leaf	each	121	1.74	201	1.15	136	1.38
Lettuce, Other	Red Leaf	per pound	280	1.62	296	1.58	351	1.57
Lettuce, Romaine		each	308	1.41	271	1.29	190	1.43
Lettuce, Romaine		per pound	28	1.29	360	1.43	533	1.58
Lettuce, Romaine	Hearts	3 count package	1,273	3.17	1,268	3.23	1,326	3.06
Mushrooms	Portobella	per pound	40	3.61	19	3.99	274	3.55
Mushrooms	Portobella	6 oz package	38	3.26	21	3.49	834	3.19
Mushrooms	White	per pound	78	2.29			292	3.53
Mushrooms	White	8 oz package	2,508	2.02	1,375	1.88	1,382	1.87
Onions Green		per bunch	1,314	0.74	1,205	0.75	1,442	0.64
Peppers, Bell Type	Green	per pound	716	1.45	775	1.43	710	1.41
Peppers, Bell Type	Green	each	1,393	0.82	1,854	0.79	2,643	0.87
Peppers, Bell Type	Orange	per pound	316	2.83	1,599	3.34	962	3.01
Peppers, Bell Type	Orange	each	3,044	1.16	1,612	1.24	1,824	1.33
Peppers, Bell Type	Orange-Greenhouse	per pound	95	3.99	3	2.49	80	3.44
Peppers, Bell Type	Orange-Greenhouse	each	801	1.30	110	1.65	504	1.05
Peppers, Bell Type	Red	per pound	1,064	2.02	2,143	2.94	1,038	2.91
Peppers, Bell Type	Red	each	3,111	1.15	1,937	1.16	2,269	1.34
Peppers, Bell Type	Red-Greenhouse	per pound	95	3.99	3	2.49	80	3.44
Peppers, Bell Type	Red-Greenhouse	each	801	1.30	95	1.67	504	1.05
Peppers, Bell Type	Yellow	per pound	578	2.35	1,674	3.30	1,008	2.98
Peppers, Bell Type	Yellow	each	2,816	1.12	1,693	1.23	2,015	1.35
Peppers, Bell Type	Yellow-Greenhouse	per pound	95	3.99	3	2.49	80	3.44

Wtd Avg - Simple weighted average





Peppers, Bell Type	Yellow-Greenhouse	each	801	1.30	110	1.65	504	1.05
Peppers, Other	Jalapeno	per pound	1,529	0.97	1,336	1.05	1,061	1.00
Peppers, Other	Mixed Mini Sweet Types	1 lb package	670	3.34	2,450	3.74	584	3.35
Peppers, Other	Serrano	per pound	8	0.98	34	1.49	322	0.92
Radishes		per bunch	867	1.05	328	1.04	924	0.89
Radishes		1 lb bag	25	1.99	52	1.96	77	2.03
Salad	Mixed Types	1 lb bag	130	5.74	8	1.99	7	1.69
Salad	Mixed Types	10 - 12 oz package	2,349	2.48	1,942	2.49	4,307	2.66
Salad	Mixed Types	5 - 9 oz package	1,943	2.81	2,076	2.79	4,165	2.93
Spinach		per bunch	79	0.86	109	1.58	287	1.52
Spinach	Flat, Baby Type	1 lb package	122	5.99			54	3.16
Spinach	Flat, Baby Type	8 oz package	125	2.34	718	2.09	1,382	2.94
Spinach	Flat, Baby Type	5 - 6 oz package	34	2.99	281	2.90	70	3.13
Squash	Butternut	per pound	6	0.50	41	1.24	6	0.99
Squash	Grey	per pound	293	1.02	468	1.10	464	0.92
Squash	Yellow Crookneck/Straightneck	per pound	2,648	1.61	2,858	1.49	3,829	1.44
Squash	Zucchini	per pound	3,720	1.52	3,336	1.47	4,277	1.40
Sweet Potatoes		per pound	407	0.93	800	1.15	1,040	0.92
Tomatillos		per pound	731	0.88	405	0.71	849	0.98
Tomatoes		per pound	2,133	2.00	2,197	1.93	3,889	1.89
Tomatoes	Vine Ripe - Heirloom Varieties-Greenhouse	per pound	49	2.23	64	2.34	34	3.68
Tomatoes	Vine Ripes	per pound	1,415	1.83	1,186	1.33	1,191	2.23
Tomatoes	Vine Ripes, On The Vine-Greenhouse	per pound	3,717	1.80	3,352	1.78	4,812	1.72
Tomatoes	Vine Ripes-Greenhouse	per pound	1,621	2.17	1,003	2.06	280	1.90
Tomatoes, Cherry		1 pint package	129	2.54	122	2.45	7	0.99
Tomatoes, Grape Type		1 pint package	971	1.76	1,086	2.30	505	2.36
Tomatoes, Grape Type		10 oz package	1,435	2.57	1,467	3.00	618	2.62
Tomatoes, Plum Type	Roma	per pound	1,127	1.11	2,730	1.04	661	1.00
Vegetables Other	Cactus Leaf (Nopales)	per pound	20	0.88	34	1.21	161	0.68
<b>ORGANIC</b>								
Beans	Round Green Type	per pound	9	2.49				
Broccoli		per bunch	8	3.99	385	3.03	134	2.57
Carrots		per pound	154	1.69	154	1.69		
Carrots		1 lb bag	83	1.51	111	1.42	95	1.58
Carrots		2 lb bag	8	2.49	8	2.49	278	2.08
Carrots		per bunch	11	2.50	19	2.99	68	2.99
Carrots	Baby Peeled	1 lb bag	1,618	1.67	1,033	1.90	852	2.11



Cauliflower		each	206	4.03	425	3.99	5	3.99
Cauliflower		per pound	53	1.29	303	2.49		
Celery		each	48	2.45			81	1.39
Celery	Hearts	each	6	2.99	166	2.78	263	2.74
Cucumbers		each	187	1.50			187	1.01
Cucumbers	Long Seedless-Greenhouse	each	717	2.01	22	1.85	22	2.08
Greens	Kale	per bunch	27	2.35	188	1.97	57	1.73
Greens	Swiss Chard	per bunch	42	2.12	31	1.99	4	2.29
Lettuce, Iceberg		each	43	3.59	1,204	2.00	152	2.50
Lettuce, Other	Green Leaf	each	341	2.00	515	1.98	210	2.16
Lettuce, Other	Red Leaf	each	322	1.97	515	1.98	210	2.16
Lettuce, Romaine		each	165	2.06	342	2.03		
Lettuce, Romaine	Hearts	3 count package	661	3.74	451	3.39	185	3.50
Mushrooms	Portobella	per pound	16	6.99	16	6.99	130	5.69
Mushrooms	Portobella	8 oz package	8	3.99			8	3.99
Mushrooms	White	8 oz package	765	2.83	174	3.05	338	3.00
Onions Green		per bunch	813	0.95	8	0.99	10	1.07
Peppers, Bell Type	Orange	per pound	9	3.99				
Peppers, Bell Type	Red	per pound	9	3.99				
Peppers, Bell Type	Yellow	per pound	9	3.99				
Peppers, Other	Mixed Mini Sweet Types	1 lb package	503	4.97	401	4.81	36	4.31
Radishes		per bunch	19	2.50	72	2.01		
Salad	Mixed Types	1 lb bag	7	6.99	85	4.24	469	5.16
Salad	Mixed Types	10 - 12 oz package	234	5.91	187	5.93	726	5.29
Salad	Mixed Types	5 - 9 oz package	3,274	3.23	3,129	3.27	2,206	3.53
Spinach	Flat, Baby Type	10 oz package	9	4.99	38	6.99	72	7.99
Spinach	Flat, Baby Type	5 - 6 oz package	252	3.35	21	3.26	308	3.33
Squash	Yellow Crookneck/Straightneck	per pound	162	2.00	43	2.04	175	1.50
Squash	Zucchini	per pound	171	2.01	82	2.04	250	1.77
Sweet Potatoes		per pound	62	1.41	3	1.99	46	2.07
Tomatoes		per pound	240	2.65	154	2.59	187	2.56
Tomatoes	Vine Ripes, On The Vine-Greenhouse	per pound	563	3.96	225	3.85	847	2.85
Tomatoes	Vine Ripes-Greenhouse	per pound	9	2.99			8	2.99
Tomatoes, Grape Type		1 pint package	741	2.91	625	3.30	669	2.96
Tomatoes, Grape Type		10 oz package	350	2.67	1,266	3.51	556	3.72
Tomatoes, Plum Type	Roma	per pound	336	1.10	476	2.18	18	1.78

**OTHER SPECIALTY CROPS ITEMS**

Commodity	Variety	Unit	THIS WEEK	LAST WEEK	LAST YEAR
-----------	---------	------	-----------	-----------	-----------

Wtd Avg - Simple weighted average



			Stores With Ads	Wtd Avg Price	Stores With Ads	Wtd Avg Price	Stores With Ads	Wtd Avg Price
Hemp Protein		16 oz package	236	19.99	52	19.99	31	19.99
Hemp Seeds- Shelled		8 oz package	1,237	8.40	1,302	8.14	526	7.76
Hemp Seeds- Shelled		16 oz package	264	13.92	386	14.17	195	14.87
<b>ORGANIC</b>								
Hemp (Seeds) Oil		16 oz	343	16.99	343	16.99	113	13.50
Hemp Protein		16 oz package	522	15.97	522	15.97	245	18.34
Hemp Seeds- Shelled		7 oz package	1,237	9.92	1,287	9.94	308	9.05
Hemp Seeds- Shelled		12 oz package	533	15.50	373	12.26	315	13.52
Hemp Seeds- Shelled		16 oz package	343	14.99	244	13.69	31	14.99
<b>SEASONAL ITEMS</b>								
Commodity	Variety	Unit	THIS WEEK		LAST WEEK		LAST YEAR	
			Stores With Ads	Wtd Avg Price	Stores With Ads	Wtd Avg Price	Stores With Ads	Wtd Avg Price
Chayote		per pound	11	1.99			36	0.89
Chayote		each	20	1.50			30	0.62
Rose, Hybrid Tea		bunched 12s	508	9.07	1,006	13.69	827	10.88



### REGIONAL DETAILS

Commodity Variety	Unit	NORTHEAST U.S.				SOUTHEAST U.S.				MIDWEST U.S.			
		Price Range	Stores with Ads	Wtd Avg Price	% Marked Local	Price Range	Stores with Ads	Wtd Avg Price	% Marked Local	Price Range	Stores with Ads	Wtd Avg Price	% Marked Local
<b>FRUITS</b>													
Apples Braeburn	per pound									1.49	9	1.49	
Apples Fuji	per pound									0.99-1.88	295	1.67	
Apples Fuji	3 lb bag	4.49	11	4.49						1.99	8	1.99	
Apples Gala	per pound									0.99	8	0.99	
Apples Gala	3 lb bag	3.99-4.49	49	4.10						1.99	8	1.99	
Apples Golden Delicious	3 lb bag					3.99	7	3.99					
Apples Granny Smith	per pound	1.99	8	1.99						1.88	199	1.88	
Apples Honeycrisp	per pound	2.99-3.99	217	3.53		1.48-3.99	324	3.59		1.48	10	1.48	
Apples McIntosh	3 lb bag	3.99	38	3.99									
Apples Pink Lady/Cripps Pink	per pound									0.99-1.79	298	1.26	
Apples Red Delicious	per pound	1.49	9	1.49									
Apples Red Delicious	3 lb bag	2.99-3.99	67	3.56		3.99-5.98	53	5.72		1.99-2.99	15	2.46	
Apples, Processed Juice	64 oz (1/2 gallon)	1.99-4.29	1,126	2.63		0.98-3.00	502	2.74		1.00-3.49	932	2.74	
Apples, Processed Juice	128 oz (1 gallon)									4.50	22	4.50	
Apples, Processed Juice Marked Cider	64 oz (1/2 gallon)									1.50	25	1.50	
Apricots	per pound	3.99	89	3.99		2.99-3.99	242	3.93		3.99	25	3.99	
Avocados Hass	each	0.99-2.69	1,368	1.21		0.50-2.69	2,909	1.28		0.59-2.50	1,537	1.39	
Bananas	per pound	0.59	37	0.59		0.33-0.58	64	0.34		0.39	14	0.39	
Blueberries	6 oz package					1.98-3.50	530	3.16		3.00-3.99	30	3.46	
Blueberries	1 pint package	1.99-3.99	1,615	2.83		2.00-3.99	1,717	2.83		1.79-3.99	753	2.95	
Blueberries	18 oz package	3.99-5.99	291	5.35		3.49-5.99	902	4.63		3.97-4.99	260	4.95	
Cantaloups	each	2.50-4.99	784	3.08		2.50-3.99	1,092	3.63	7	1.99-4.49	384	3.29	
Cantaloups	per pound									0.77-0.99	36	0.84	
Cherries Rainier	per pound	6.99	150	6.99		5.99	1,195	5.99		6.99	11	6.99	
Cherries Red Varieties	per pound	1.88-5.99	2,478	3.75		1.78-5.99	4,148	3.38		1.88-5.99	2,532	3.90	
Clementines	3 lb bag	3.99-5.99	97	5.46		6.99	228	6.99		4.99	16	4.99	
Clementines	2 lb bag	4.99	19	4.99		3.99	11	3.99					
Grapefruit Red	each	0.99-1.79	89	1.23		1.00-1.79	302	1.60					
Grapefruit Red	5 lb bag	6.99	104	6.99						6.99	114	6.99	

Wtd Avg - Simple weighted average



Commodity Variety	Unit	NORTHEAST U.S.				SOUTHEAST U.S.				MIDWEST U.S.			
		Price Range	Stores with Ads	Wtd Avg Price	% Marked Local	Price Range	Stores with Ads	Wtd Avg Price	% Marked Local	Price Range	Stores with Ads	Wtd Avg Price	% Marked Local
Grapes Black Seedless	per pound	0.99-2.99	752	2.34		1.99-2.99	723	2.91		1.29-2.99	1,040	1.85	
Grapes Red Seedless	per pound	0.99-2.99	1,926	2.21		1.48-3.49	2,620	2.25		0.99-3.49	2,425	1.73	
Grapes White Seedless Type	per pound	0.99-3.99	1,185	2.48		1.48-3.49	2,066	2.45		0.99-3.99	1,764	1.89	
Honeydews	each	3.99-4.99	42	4.78		3.99-4.99	277	4.85		3.50-4.99	48	4.29	
Honeydews	per pound									0.77	25	0.77	
Kiwifruit Hayward	each	0.50	8	0.50		0.40	74	0.40					
Kiwifruit Hayward	1 lb bag	3.99	10	3.99		3.99	40	3.99		3.99	96	3.99	
Lemons	each	0.30-1.00	434	0.70		0.10-0.68	238	0.46		0.50-0.99	490	0.73	
Lemons	2 lb bag	3.49-3.99	174	3.97		2.99-3.99	86	3.75		2.89-3.49	24	3.17	
Limes	each	0.14-0.83	993	0.56		0.13-0.33	385	0.25		0.10-1.50	517	0.64	
Limes	per pound									0.99	14	0.99	
Mangoes	each	0.99-1.67	1,379	1.20		0.50-1.39	2,009	1.14		0.50-1.50	427	0.78	
Misc Berries Blackberries	5.6 - 6 oz package	2.50-3.99	704	3.46		1.98-3.99	1,861	3.28		1.98-3.99	455	2.86	
Nectarines Various White Flesh Varieties	per pound	2.49-3.99	897	2.84		2.48-3.79	706	3.20		1.29-3.49	1,218	2.43	
Nectarines Various Yellow Flesh Varieties	per pound	1.49-4.99	1,108	2.70		1.29-3.89	1,099	2.59		1.29-3.99	1,741	2.48	
Oranges Navel	each	0.99-1.25	28	1.07		0.59-1.00	108	0.87					
Oranges Navel	per pound									0.99	194	0.99	
Oranges Navel	3 lb bag									3.99	11	3.99	
Oranges Navel	4 lb bag	3.99-4.99	344	4.96									
Oranges Navel	8 lb bag					6.88	10	6.88		6.88	10	6.88	
Oranges Valencia	4 lb bag					4.98	2	4.98					
Papaya Maradol/Tainung Types	per pound	1.29-1.88	28	1.69		0.68-1.28	64	0.70		0.99	8	0.99	
Peaches Various White Flesh Varieties	per pound	1.99-3.99	974	2.88		1.99-3.79	1,935	2.74		1.29-3.26	1,370	2.48	
Peaches Various Yellow Flesh Varieties	per pound	1.49-4.99	1,307	2.63	1	1.29-3.89	2,852	2.43	1	1.29-3.99	1,970	2.50	
Pears Bartlett	per pound	1.49-1.99	73	1.94						1.77-1.99	208	1.98	
Pears D'Anjou	per pound									1.77	9	1.77	
Pineapples	each	2.49-4.99	1,316	3.01		2.00-2.99	231	2.59		1.79-3.99	388	3.29	
Pineapples	per pound	2.88	34	2.88		3.00	3	3.00					
Plums	per pound	2.29-3.99	300	3.17		1.99-3.79	2,406	2.32		1.97-3.29	351	2.56	
Plums Interspecific Type	per pound	1.99-3.99	225	2.91		3.29	3	3.29		2.99-3.49	21	3.13	

Wtd Avg - Simple weighted average



Commodity Variety	Unit	NORTHEAST U.S.				SOUTHEAST U.S.				MIDWEST U.S.			
		Price Range	Stores with Ads	Wtd Avg Price	% Marked Local	Price Range	Stores with Ads	Wtd Avg Price	% Marked Local	Price Range	Stores with Ads	Wtd Avg Price	% Marked Local
Raspberries Red	6 oz package	2.50-5.99	560	4.21		1.98-3.99	1,821	3.28		1.98-3.99	293	3.02	
Strawberries	1 lb package	1.49-3.99	1,974	2.46		1.49-3.99	4,473	2.70		1.49-4.99	2,784	2.19	
Strawberries	2 lb package	4.99-6.99	643	6.00		2.98-6.99	543	5.36		2.49-5.74	971	4.35	
Tangerines	3 lb bag	5.99	9	5.99		5.98-5.99	488	5.99					
Tangerines	2 lb bag	6.99	24	6.99		3.98	26	3.98					
Watermelons Red Flesh Seeded Type	each					3.99-6.99	159	6.29	8	7.98	10	7.98	
Watermelons Red Flesh Seedless Miniature	each	2.99-4.99	607	3.25		2.99-3.00	378	2.99		2.99	404	2.99	
Watermelons Red Flesh Seedless Type	each	3.88-8.99	1,634	5.17		2.50-6.99	4,862	5.27		2.95-6.99	2,367	4.64	
Watermelons Red Flesh Seedless Type	per pound	0.49-0.99	161	0.77						0.49-0.59	19	0.55	
<b>FRUITS - ORGANIC</b>													
Apples Fuji	per pound	1.99	45	1.99						1.79	9	1.79	
Apples Gala	per pound	2.49	16	2.49									
Apples Gala	2 lb bag	4.99	58	4.99		4.99	228	4.99		3.99	22	3.99	
Apples, Processed Juice	64 oz (1/2 gallon)	4.00	15	4.00									
Apricots	per pound	3.88	122	3.88		3.88	86	3.88		3.88	67	3.88	
Avocados Hass	each	2.00-2.78	194	2.49		2.00-2.78	601	2.15		0.99-2.78	91	2.43	
Bananas	per pound	0.85	131	0.85						0.79	13	0.79	
Blueberries	6 oz package	3.99	32	3.99		2.50-3.99	691	2.99		2.99-3.99	94	3.28	
Blueberries	1 pint package	4.99-5.99	124	5.72						2.99-3.99	93	3.87	
Cantaloups	each	5.99	9	5.99									
Cherries Red Varieties	per pound	3.99-8.99	225	4.53		5.99	1,195	5.99		2.49	19	2.49	
Grapes Black Seedless	per pound					2.98-2.99	138	2.99					
Grapes Red Seedless	per pound	2.99-4.99	392	3.36		2.98-3.49	1,347	2.99		2.99-3.99	463	3.22	
Grapes White Seedless Type	per pound	2.99-4.99	416	3.43		2.98-4.49	1,941	3.23		2.99-3.99	264	3.39	
Honeydews	each	8.99	9	8.99									
Lemons	each	1.50	72	1.50									
Limes	each	0.99	72	0.99									
Mangoes	each	1.29-2.49	89	2.28									
Misc Berries Blackberries	5.6 - 6 oz package	3.99	24	3.99		3.99	228	3.99		3.34	39	3.34	
Nectarines	per pound					3.32	86	3.32					

Wtd Avg - Simple weighted average



Commodity Variety	Unit	NORTHEAST U.S.				SOUTHEAST U.S.				MIDWEST U.S.			
		Price Range	Stores with Ads	Wtd Avg Price	% Marked Local	Price Range	Stores with Ads	Wtd Avg Price	% Marked Local	Price Range	Stores with Ads	Wtd Avg Price	% Marked Local
Various White Flesh Varieties													
Nectarines Various Yellow Flesh Varieties	per pound	3.99	190	3.99		3.32	86	3.32					
Oranges Valencia	4 lb bag	7.99	24	7.99		7.99	228	7.99					
Peaches Various White Flesh Varieties	per pound					2.99-3.32	1,281	3.01					
Peaches Various Yellow Flesh Varieties	per pound	3.99-4.99	198	4.03		2.99-3.32	1,281	3.01					
Raspberries Red	6 oz package	3.99-4.99	96	4.74		3.99	228	3.99		3.00-3.99	143	3.51	
Strawberries	1 lb package	2.99-5.99	870	5.09		3.00-5.99	1,831	4.28		2.99-3.99	140	3.68	
Strawberries	2 lb package	7.99	413	7.99						6.99	39	6.99	
Tangerines	2 lb bag	4.99	9	4.99									
Watermelons Red Flesh Seedless Miniature	each					4.88	52	4.88					
Watermelons Red Flesh Seedless Type	each	9.99	9	9.99									

**ONIONS AND POTATOES**

Onions, Dry Red	per pound									1.28-1.29	51	1.28	
Onions, Dry Red	2 lb bag	2.50	8	2.50		1.95-2.98	215	2.43		1.49-1.95	36	1.77	
Onions, Dry White	per pound					0.99	22	0.99		0.69-1.28	73	1.03	
Onions, Dry White	2 lb bag					1.95	73	1.95		1.95	22	1.95	
Onions, Dry Yellow	per pound	1.29	22	1.29		0.79-1.29	180	1.16		0.69-1.68	289	1.51	
Onions, Dry Yellow	2 lb bag	1.99	38	1.99		0.99	34	0.99		1.50	14	1.50	
Onions, Dry Yellow	3 lb bag	2.50	63	2.50		1.99-2.99	157	2.68		1.69-3.50	772	2.69	
Onions, Dry Yellow	5 lb bag	4.99	46	4.99		4.99	228	4.99					
Onions, Dry Yellow Marked Sweet	per pound	0.89-1.79	655	1.41		0.99-1.29	462	1.25		0.98-1.49	426	1.29	
Onions, Dry Yellow Marked Sweet	2 lb bag	2.49-2.99	489	2.68		2.29	277	2.29		2.29-2.99	499	2.45	
Onions, Dry Yellow Marked Sweet	3 lb bag	2.79-4.99	414	3.06		3.00-3.99	438	3.55		2.99-4.99	60	3.49	
Onions, Dry Yellow Marked Sweet	5 lb bag	4.99-5.49	584	5.06		3.98-5.49	991	5.42		3.99	61	3.99	
Potatoes Round Red	per pound	0.99-1.49	20	1.22									
Potatoes Round Red	3 lb bag					3.00	53	3.00		2.50-3.49	40	2.89	
Potatoes Round Red	5 lb bag	3.99-4.99	226	4.26		2.50-5.49	281	4.00		1.98-4.99	591	4.22	2
Potatoes Round White	per pound					1.29	13	1.29					
Potatoes Russet	per pound	1.29-1.99	122	1.73						0.99-1.47	33	1.20	

Wtd Avg - Simple weighted average



Commodity Variety	Unit	NORTHEAST U.S.				SOUTHEAST U.S.				MIDWEST U.S.			
		Price Range	Stores with Ads	Wtd Avg Price	% Marked Local	Price Range	Stores with Ads	Wtd Avg Price	% Marked Local	Price Range	Stores with Ads	Wtd Avg Price	% Marked Local
Potatoes Russet	3 lb bag									2.50	14	2.50	
Potatoes Russet	5 lb bag	2.99-4.99	763	3.83		2.99-4.99	1,446	3.14		2.99-3.99	522	3.13	
Potatoes Russet	10 lb bag	5.99	38	5.99		4.59-5.99	174	5.79		4.99	14	4.99	
Potatoes Yellow Type	per pound									1.49	10	1.49	
Potatoes Yellow Type	3 lb bag					3.00	53	3.00		2.50-2.99	34	2.79	
Potatoes Yellow Type	5 lb bag	4.99	24	4.99		3.88-5.49	324	5.03		3.50-3.88	26	3.65	
<b>ONIONS AND POTATOES - ORGANIC</b>													
Onions, Dry Yellow	per pound					1.28	187	1.28		1.45	13	1.45	
Onions, Dry Yellow Marked Sweet	per pound									1.29	13	1.29	
Onions, Dry Yellow Marked Sweet	2 lb bag					2.99	14	2.99					
Onions, Dry Yellow Marked Sweet	3 lb bag					4.99	3	4.99		5.99	11	5.99	
Potatoes Russet	per pound									1.79	13	1.79	
<b>VEGETABLES</b>													
Asparagus Green	per pound	2.99-3.99	405	3.26		2.99-3.99	992	3.26		2.49-3.99	1,186	3.18	
Beans Round Green Type	per pound	1.49-2.49	78	1.90		1.48-2.49	339	2.20		1.49	22	1.49	
Broccoli	per bunch									2.50-2.99	221	2.98	
Broccoli Crown Cut	per pound	1.49-2.99	145	2.05	6	1.99	39	1.99		0.99-1.99	88	1.46	
Brussels Sprouts	per pound					2.99	463	2.99		2.99	592	2.99	
Beets	per bunch	2.50	8	2.50	100								
Cabbage Red Type	per pound	0.69	9	0.69	100					0.98-0.99	18	0.99	100
Cabbage Round Green Type	per pound	0.49-0.89	415	0.82	4	0.68-0.89	228	0.81	32	0.78-0.79	18	0.79	100
Carrots	1 lb bag									0.99	10	0.99	
Carrots	2 lb bag					1.79	34	1.79		1.75	9	1.75	
Carrots	per bunch	2.50	37	2.50		2.50	40	2.50					
Carrots Baby Peeled	1 lb bag	1.29-2.00	852	1.52		1.29-1.50	82	1.46		0.99-1.88	388	1.60	
Carrots Baby Peeled	2 lb bag	1.99-2.99	139	2.46		1.99	38	1.99		2.49-2.88	361	2.71	
Cauliflower	each	2.48-4.49	385	2.90		4.49	228	4.49		2.99-3.49	224	3.01	
Cauliflower	per pound									0.99-2.50	99	1.36	
Celery	each	1.66	11	1.66		1.50	12	1.50					
Celery Hearts	each	3.79	162	3.79						2.48	199	2.48	
Cilantro	per bunch	0.99-1.50	93	1.09						0.49-	59	0.88	

Wtd Avg - Simple weighted average





Commodity Variety	Unit	NORTHEAST U.S.				SOUTHEAST U.S.				MIDWEST U.S.			
		Price Range	Stores with Ads	Wtd Avg Price	% Marked Local	Price Range	Stores with Ads	Wtd Avg Price	% Marked Local	Price Range	Stores with Ads	Wtd Avg Price	% Marked Local
Corn-Sweet	each	0.20-0.75	1,590	0.37		0.17-1.00	2,685	0.38		1.50			
Cucumbers	each	0.50-1.25	1,106	0.73		0.40-0.89	504	0.69	17	0.25-1.00	1,317	0.44	
Cucumbers	per pound	0.83	65	0.83						0.50-1.50	406	0.85	4
Cucumbers Long Seedless-Greenhouse	each	0.67-2.00	854	1.28		0.99-2.00	1,759	1.13		0.59-1.50	1,161	1.06	
Eggplant	per pound	0.99-2.99	629	1.57		1.19-1.49	74	1.35		0.99	14	0.99	
Greens Collard	per bunch									0.99	245	0.99	100
Greens Collard	per pound									1.49	7	1.49	
Greens Kale	per bunch									1.50-2.49	18	2.00	100
Greens Kale	per pound									1.49	7	1.49	
Greens Mustard	per bunch									0.99	245	0.99	100
Greens Mustard	per pound									1.49	7	1.49	
Greens Turnip Tops	per bunch									0.99	245	0.99	100
Greens Turnip Tops	per pound									1.49	7	1.49	
Lettuce, Iceberg	each	1.29-2.00	369	1.76		0.98-1.99	1,509	1.35		0.98-1.99	92	1.47	
Lettuce, Other Green Leaf	each	0.99-2.00	52	1.29	15	1.50	3	1.50					
Lettuce, Other Green Leaf	per pound	0.99-1.99	280	1.62	6								
Lettuce, Other Red Leaf	each	0.99-2.00	52	1.29	15	1.50	3	1.50					
Lettuce, Other Red Leaf	per pound	0.99-1.99	280	1.62	6								
Lettuce, Romaine	each	0.99-1.50	250	1.46	7	1.50	3	1.50		0.99	14	0.99	
Lettuce, Romaine	per pound									0.99-1.49	28	1.29	
Lettuce, Romaine Hearts	3 count package	2.50-3.99	319	3.36		2.95-3.99	669	3.33		2.50-3.99	70	2.98	
Mushrooms Portobella	per pound	3.99	9	3.99						2.49	22	2.49	
Mushrooms Portobella	6 oz package	3.00-3.49	32	3.12									
Mushrooms White	per pound	2.29	78	2.29									
Mushrooms White	8 oz package	1.67-2.00	117	1.90		1.67-2.50	1,495	1.95		1.29-2.25	607	2.01	
Onions Green	per bunch	0.40-0.83	113	0.69						0.45-0.67	99	0.55	
Peppers, Bell Type Green	per pound	0.66-2.49	637	1.44		0.89-1.28	36	0.91		0.99-2.99	35	1.99	
Peppers, Bell Type Green	each					0.67-1.00	272	0.90	32	0.75-0.99	422	0.88	
Peppers, Bell Type Orange	per pound	1.99-2.99	142	2.88		1.99	34	1.99		2.99	140	2.99	
Peppers, Bell Type Orange	each	1.67-2.99	35	2.08		0.98-1.67	756	1.21		0.99-1.39	977	1.02	
Peppers, Bell Type Orange-Greenhouse	per pound	3.99	95	3.99									
Peppers, Bell Type	each	0.99-1.67	685	1.26		1.67	74	1.67					

Wtd Avg - Simple weighted average



Commodity Variety	Unit	NORTHEAST U.S.				SOUTHEAST U.S.				MIDWEST U.S.			
		Price Range	Stores with Ads	Wtd Avg Price	% Marked Local	Price Range	Stores with Ads	Wtd Avg Price	% Marked Local	Price Range	Stores with Ads	Wtd Avg Price	% Marked Local
Orange-Greenhouse													
Peppers, Bell Type Red	per pound	1.49-2.99	755	1.90		0.98-1.99	136	1.53		2.49-2.99	154	2.96	
Peppers, Bell Type Red	each	1.67-2.99	35	2.08		0.98-1.67	756	1.21		0.99-1.39	993	1.02	
Peppers, Bell Type Red-Greenhouse	per pound	3.99	95	3.99									
Peppers, Bell Type Red-Greenhouse	each	0.99-1.67	685	1.26		1.67	74	1.67					
Peppers, Bell Type Yellow	per pound	1.99-2.99	176	2.80		1.67-1.99	262	1.71		2.99	140	2.99	
Peppers, Bell Type Yellow	each	1.67-2.99	35	2.08		0.98-1.50	528	1.01		0.99-1.39	977	1.02	
Peppers, Bell Type Yellow-Greenhouse	per pound	3.99	95	3.99									
Peppers, Bell Type Yellow-Greenhouse	each	0.99-1.67	685	1.26		1.67	74	1.67					
Peppers, Other Jalapeno	per pound	1.99	9	1.99		1.29	17	1.29		0.79	20	0.79	
Peppers, Other Mixed Mini Sweet Types	1 lb package	2.00-3.99	60	3.12						1.50-3.99	388	3.29	
Peppers, Other Serrano	per pound									0.98	8	0.98	
Radishes	per bunch	0.99-1.69	119	1.57	8	1.50	40	1.50		0.99	30	0.99	
Radishes	1 lb bag									1.99	25	1.99	
Salad Mixed Types	10 - 12 oz package	1.99-4.00	1,319	2.61		0.99-3.50	188	2.19		1.29-3.79	258	2.43	
Salad Mixed Types	5 - 9 oz package	1.99-4.00	1,176	2.67		3.00-3.50	65	3.42		2.50-3.79	169	3.25	
Spinach	per bunch									0.99	14	0.99	
Spinach Flat, Baby Type	8 oz package	2.50	73	2.50		1.99	38	1.99		2.50	14	2.50	
Spinach Flat, Baby Type	5 - 6 oz package					2.99	34	2.99					
Squash Yellow Crookneck/Straightneck	per pound	0.99-1.99	902	1.68	40	0.99-1.99	1,053	1.65	9	1.29-1.65	331	1.60	10
Squash Zucchini	per pound	0.99-1.99	1,586	1.56	23	0.99-1.99	1,053	1.65	9	0.99-1.65	361	1.55	9
Sweet Potatoes	per pound	0.79-1.68	25	1.28		0.68	53	0.68		0.89	245	0.89	
Tomatoes	per pound	0.99-2.99	291	2.01		1.00-2.29	558	1.92		1.29-3.59	350	1.95	4
Tomatoes Vine Ripe - Heirloom Varieties-Greenhouse	per pound	3.99	7	3.99									
Tomatoes Vine Ripes	per pound	1.49-1.99	335	1.94		1.48-2.99	155	2.26	48	0.99-2.29	487	1.40	
Tomatoes Vine Ripes-Greenhouse	per pound	0.99-2.99	589	2.65		1.68-2.29	750	1.93		1.79-1.99	72	1.90	
Tomatoes Vine Ripes, On The Vine-Greenhouse	per pound	0.99-2.49	594	1.86		0.98-1.99	867	1.44		1.29-2.49	428	2.14	5
Tomatoes, Cherry	1 pint package	2.00	8	2.00						1.50-2.99	90	2.43	
Tomatoes, Grape Type	1 pint package	0.99-2.99	817	1.65		2.00-2.50	134	2.33		2.00-2.50	20	2.15	
Tomatoes, Grape Type	10 oz package	2.49-2.99	420	2.50		2.50	228	2.50		1.99-2.99	60	2.76	
Tomatoes, Plum Type	per pound	1.29-2.49	245	1.59		0.68-1.68	137	1.04		0.79-	210	1.23	

Wtd Avg - Simple weighted average



Commodity Variety	Unit	NORTHEAST U.S.				SOUTHEAST U.S.				MIDWEST U.S.			
		Price Range	Stores with Ads	Wtd Avg Price	% Marked Local	Price Range	Stores with Ads	Wtd Avg Price	% Marked Local	Price Range	Stores with Ads	Wtd Avg Price	% Marked Local
Roma										1.49			
Tomatillos	per pound									0.79	34	0.79	
<b>VEGETABLES - ORGANIC</b>													
Beans Round Green Type	per pound	2.49	9	2.49									
Broccoli	per bunch	3.99	8	3.99									
Carrots	per pound									1.69	13	1.69	
Carrots	1 lb bag	1.49	75	1.49						1.69	8	1.69	
Carrots	2 lb bag	2.49	8	2.49									
Carrots Baby Peeled	1 lb bag	1.50-2.50	267	2.38		1.49-2.00	1,179	1.49		1.49-1.99	150	1.72	
Cauliflower	each	3.99-4.99	192	4.04		3.99	14	3.99					
Celery	each									2.25-2.49	48	2.45	
Celery Hearts	each	2.99	6	2.99									
Cucumbers	each					1.50	187	1.50					
Cucumbers Long Seedless- Greenhouse	each	2.49-2.99	15	2.72		1.99	463	1.99		1.99	116	1.99	
Greens Kale	per bunch	1.99-2.50	27	2.35									
Lettuce, Iceberg	each	3.99	9	3.99		3.49	34	3.49					
Lettuce, Other Green Leaf	each									1.79	13	1.79	
Lettuce, Other Red Leaf	each									1.79	13	1.79	
Lettuce, Romaine Hearts	3 count package	3.50-3.99	192	3.93		3.50	228	3.50		2.99-3.99	221	3.89	
Mushrooms White	8 oz package	3.50-3.99	83	3.85		3.50-3.99	231	3.51		1.99-2.49	443	2.27	
Onions Green	per bunch	0.79-0.99	760	0.99									
Peppers, Bell Type Orange	per pound	3.99	9	3.99									
Peppers, Bell Type Red	per pound	3.99	9	3.99									
Peppers, Bell Type Yellow	per pound	3.99	9	3.99									
Radishes	per bunch	2.50	19	2.50									
Salad Mixed Types	10 - 12 oz package	6.49-6.99	58	6.82		4.99	9	4.99		4.44-5.99	80	5.49	
Salad Mixed Types	5 - 9 oz package	2.99-4.99	671	3.72		3.00-3.99	554	3.03		2.99-3.50	967	3.01	
Spinach Flat, Baby Type	10 oz package	4.99	9	4.99									
Spinach Flat, Baby Type	5 - 6 oz package	2.99-4.00	80	3.18						3.00-4.10	172	3.43	
Squash Yellow Crookneck/Straightneck	per pound	2.29	8	2.29									
Squash Zucchini	per pound	2.49	9	2.49									

Wtd Avg - Simple weighted average



Commodity Variety	Unit	NORTHEAST U.S.				SOUTHEAST U.S.				MIDWEST U.S.			
		Price Range	Stores with Ads	Wtd Avg Price	% Marked Local	Price Range	Stores with Ads	Wtd Avg Price	% Marked Local	Price Range	Stores with Ads	Wtd Avg Price	% Marked Local
Sweet Potatoes	per pound	1.29-1.49	62	1.41									
Tomatoes	per pound					2.77	86	2.77		2.59	13	2.59	
Tomatoes Vine Ripes-Greenhouse	per pound	2.99	9	2.99									
Tomatoes Vine Ripes, On The Vine-Greenhouse	per pound	2.69-3.99	205	3.92									
Tomatoes, Grape Type	1 pint package	2.69-3.50	727	2.91		2.99	14	2.99					
Tomatoes, Grape Type	10 oz package					2.50	228	2.50					

**OTHER SPECIALTY CROPS ITEMS**

Hemp Protein	16 oz package					19.99	52	19.99					
Hemp Seeds-Shelled	8 oz package	7.79-8.39	535	7.93		7.59-9.99	138	8.49		7.59	67	7.59	
Hemp Seeds-Shelled	16 oz package	13.59	122	13.59						13.79	67	13.79	

**OTHER SPECIALTY CROPS ITEMS - ORGANIC**

Hemp Protein	16 oz package	16.49	413	16.49									
Hemp (Seeds) Oil	16 oz					16.99	52	16.99					
Hemp Seeds-Shelled	7 oz package	9.29-9.59	535	9.36		8.39-11.99	138	9.75		8.39	67	8.39	
Hemp Seeds-Shelled	12 oz package	13.59	122	13.59		13.99-17.99	138	15.50		12.79	67	12.79	
Hemp Seeds-Shelled	16 oz package					14.99	52	14.99					

**SEASONAL ITEMS**

Chayote	each	1.50	20	1.50									
Rose, Hybrid Tea	bunched 12s	4.98-14.99	243	6.73		10.98	14	10.98		10.99-12.98	209	11.08	

Commodity Variety	Unit	SOUTH CENTRAL U.S.				SOUTHWEST U.S.				NORTHWEST U.S.			
		Price Range	Stores with Ads	Wtd Avg Price	% Marked Local	Price Range	Stores with Ads	Wtd Avg Price	% Marked Local	Price Range	Stores with Ads	Wtd Avg Price	% Marked Local
<b>FRUITS</b>													
Apples Braeburn	per pound					0.99	9	0.99					
Apples Fuji	per pound	1.29-2.49	77	2.06		0.69-0.99	70	0.73					

Wtd Avg - Simple weighted average



Commodity Variety	Unit	SOUTH CENTRAL U.S.				SOUTHWEST U.S.				NORTHWEST U.S.			
		Price Range	Stores with Ads	Wtd Avg Price	% Marked Local	Price Range	Stores with Ads	Wtd Avg Price	% Marked Local	Price Range	Stores with Ads	Wtd Avg Price	% Marked Local
Apples Gala	per pound					0.69-2.49	485	2.07		0.98-1.29	28	1.10	
Apples Granny Smith	per pound	1.88	42	1.88									
Apples Honeycrisp	per pound	1.76	31	1.76									
Apples Pink Lady/Cripps Pink	per pound	2.49	29	2.49		0.98-1.19	15	1.08		0.88-1.29	37	1.05	
Apples Red Delicious	per pound					0.99	9	0.99		0.88	9	0.88	
Apples, Processed Juice	64 oz (1/2 gallon)	2.49-3.00	448	2.83		1.99-3.50	967	2.80		2.00-3.00	359	2.20	
Apples, Processed Juice	128 oz (1 gallon)					1.99	42	1.99					
Apricots	per pound					3.49-3.99	498	3.84		2.99	7	2.99	
Avocados Hass	each	0.44-2.50	1,141	1.28		0.32-2.49	1,935	1.21		0.68-2.98	606	1.56	
Avocados Various Greenskin Varieties	each	2.50	29	2.50									
Bananas	per pound	0.50	65	0.50		0.39-0.99	105	0.74		0.69	9	0.69	
Blueberries	6 oz package	2.50-3.99	490	3.34		0.89-3.50	393	2.57					
Blueberries	1 pint package	2.49-3.99	523	2.82		2.00	146	2.00	100	3.49	23	3.49	
Blueberries	18 oz package	3.98-5.99	299	4.64		4.99-5.00	39	5.00		5.99	167	5.99	
Cantaloups	each	2.00-4.49	691	2.98	14	2.50-4.69	1,055	3.67		2.50-3.99	59	3.32	
Cantaloups	per pound	0.50-0.99	77	0.58		0.33-1.49	194	0.52		0.88-1.49	70	1.01	
Cherries Rainier	per pound	4.99	7	4.99		5.99-8.99	48	6.49		4.99-8.99	324	5.33	
Cherries Red Varieties	per pound	1.29-5.99	1,951	3.19		0.99-6.99	1,835	3.52		1.29-5.99	626	3.96	14
Clementines	3 lb bag					6.99	14	6.99					
Fruit, Other Apple Pears	per pound	1.79	7	1.79									
Fruit, Other Cactus Pears	per pound					0.99	9	0.99					
Grapes Black Seedless	per pound	1.79-2.49	52	2.16		1.99-2.99	324	2.67		1.29-1.99	15	1.94	
Grapes Red Seedless	per pound	1.48-2.99	661	2.12		0.50-3.99	1,740	2.66	11	1.28-3.99	220	1.93	
Grapes White Seedless Type	per pound	1.48-3.99	650	2.16		0.99-3.99	1,585	2.76	12	1.28-3.99	199	1.92	
Honeydews	each	4.99	29	4.99		3.50-3.99	130	3.53					
Honeydews	per pound	0.79-0.99	19	0.92		0.98	20	0.98					
Kiwifruit Hayward	each	0.50	7	0.50		0.33	9	0.33					
Lemons	each	0.33-0.77	62	0.66		0.40-0.50	136	0.43		0.69-0.99	28	0.81	
Lemons	per pound					0.69-0.88	107	0.77					
Lemons	2 lb bag	3.49	26	3.49									
Limes	each	0.05-0.77	554	0.22		0.20-0.99	127	0.29		0.13-0.33	48	0.26	
Limes	per pound					0.50-1.29	300	0.80					
Mangoes	each	0.24-1.50	841	0.83		0.25-1.67	1,729	0.88		0.49-	191	1.03	

Wtd Avg - Simple weighted average



Commodity Variety	Unit	SOUTH CENTRAL U.S.				SOUTHWEST U.S.				NORTHWEST U.S.			
		Price Range	Stores with Ads	Wtd Avg Price	% Marked Local	Price Range	Stores with Ads	Wtd Avg Price	% Marked Local	Price Range	Stores with Ads	Wtd Avg Price	% Marked Local
										1.50			
Misc Berries Blackberries	5.6 - 6 oz package	2.49-3.99	629	3.25		2.99	81	2.99					
Nectarines Various White Flesh Varieties	per pound	1.29-3.99	646	2.86		1.59-3.49	678	2.59	41	2.49-3.99	428	2.69	4
Nectarines Various Yellow Flesh Varieties	per pound	0.99-3.99	872	2.50		0.99-3.49	1,319	2.79	78	1.29-3.99	442	2.67	3
Oranges Navel	per pound					0.50-1.49	376	1.43		1.29	11	1.29	
Oranges Valencia	per pound					0.88	46	0.88					
Papaya Maradol/Tainung Types	per pound	0.89-1.19	294	0.91		0.88-0.99	316	0.95		0.99	14	0.99	
Papaya Solo Type	per pound					0.99	103	0.99					
Peaches Various White Flesh Varieties	per pound	1.29-3.49	765	2.73		1.29-3.49	923	2.60	33	1.29-3.98	430	2.61	
Peaches Various Yellow Flesh Varieties	per pound	1.27-3.99	1,565	2.17		0.99-3.49	2,040	2.60	60	1.29-3.98	551	2.81	
Pears Bartlett	per pound	1.99	42	1.99									
Pineapples	each	0.99-2.98	332	1.37		0.99-2.99	275	2.59		4.99	11	4.99	
Pineapples	per pound	0.77	65	0.77		0.59-0.99	264	0.88					
Plums	per pound	1.49-3.49	146	1.94		2.99	514	2.99	76	2.49-3.49	324	2.60	
Plums Interspecific Type	per pound	2.48-3.49	87	3.27		3.49	10	3.49					
Raspberries Red	6 oz package	2.50-3.99	590	3.37		2.99	81	2.99					
Strawberries	1 lb package	1.49-3.99	1,541	2.31		1.49-3.99	1,089	2.20	13	0.98-2.50	420	2.00	
Strawberries	2 lb package	2.49-5.99	612	3.98		2.98-6.99	568	4.49		3.99-6.99	152	5.90	
Tangerines	per pound	1.50	65	1.50		1.50	6	1.50					
Tangerines	5 lb package					6.99	256	6.99					
Tangerines	3 lb bag	5.99	29	5.99									
Tangerines	2 lb bag	3.99	60	3.99									
Watermelons Red Flesh Seeded Type	each	4.99	5	4.99									
Watermelons Red Flesh Seeded Type	per pound					0.16-0.50	62	0.46					
Watermelons Red Flesh Seedless Miniature	each	1.99-3.99	455	2.94		1.50-3.99	561	3.30		2.48-3.99	244	2.84	
Watermelons Red Flesh Seedless Miniature	per pound									1.49	11	1.49	
Watermelons Red Flesh Seedless Type	each	2.95-6.99	1,432	4.72		2.95-6.99	684	4.29	21	4.99-7.98	259	5.87	
Watermelons Red Flesh Seedless Type	per pound	0.79	30	0.79		0.19-0.89	670	0.42		0.38-0.99	482	0.46	

Wtd Avg - Simple weighted average



Commodity Variety	Unit	SOUTH CENTRAL U.S.				SOUTHWEST U.S.				NORTHWEST U.S.			
		Price Range	Stores with Ads	Wtd Avg Price	% Marked Local	Price Range	Stores with Ads	Wtd Avg Price	% Marked Local	Price Range	Stores with Ads	Wtd Avg Price	% Marked Local
<b>FRUITS - ORGANIC</b>													
Apricots	per pound	3.88	75	3.88		3.88	109	3.88		3.88	22	3.88	
Avocados Hass	each	0.99-2.78	344	2.05		0.99-2.78	503	2.10		0.99-2.78	70	1.93	
Bananas	per pound	0.79	92	0.79		0.79-0.99	31	0.84		0.79	26	0.79	
Blueberries	6 oz package	3.99-4.00	137	3.99		2.99-4.99	39	4.32		4.00	131	4.00	
Blueberries	1 pint package					3.00-4.99	216	3.29		4.99	7	4.99	
Blueberries	18 oz package	4.99	115	4.99						4.99	1	4.99	
Cantaloups	each									4.98	81	4.98	
Cantaloups	per pound					0.99	11	0.99		1.29	16	1.29	
Cherries Red Varieties	per pound					9.99	5	9.99					
Grapes Black Seedless	per pound	2.98-2.99	182	2.98		2.98-2.99	293	2.98		2.99	22	2.99	
Grapes Red Seedless	per pound	2.98-2.99	246	2.98		2.98-3.99	409	3.27		2.99-3.98	28	3.20	
Grapes White Seedless Type	per pound	2.98-3.29	216	3.03		2.98-3.99	409	3.27		2.99-3.98	28	3.20	
Honeydews	per pound									1.29	16	1.29	
Lemons	each									0.89	79	0.89	
Mangoes	each					1.67	26	1.67		2.00	16	2.00	
Misc Berries Blackberries	5.6 - 6 oz package	3.34-4.00	224	3.82		4.99	26	4.99		4.00	131	4.00	
Nectarines Various Yellow Flesh Varieties	per pound	3.99	64	3.99		3.49-3.99	69	3.61					
Peaches Various White Flesh Varieties	per pound	3.32	75	3.32		3.32-4.99	117	3.43		3.29-3.99	37	3.57	
Peaches Various Yellow Flesh Varieties	per pound	3.32-3.99	139	3.63		3.32-4.99	133	3.50		3.29-3.99	37	3.57	
Pineapples	each									3.99	10	3.99	
Plums	per pound					3.49-3.99	34	3.61					
Raspberries Red	6 oz package	3.99-4.00	168	3.99		4.99	26	4.99		4.00	131	4.00	
Strawberries	1 lb package	3.00-4.99	307	3.77		3.00-5.99	1,061	4.16		3.99-4.99	255	4.09	
Strawberries	2 lb package	4.99-6.99	176	5.68									
Watermelons Red Flesh Seedless Miniature	each					4.88	184	4.88					
Watermelons Red Flesh Seedless Type	per pound					0.69-1.29	29	0.88		0.79-0.99	35	0.88	
<b>ONIONS AND POTATOES</b>													
Onions, Dry	per pound	0.87-1.49	236	1.19		1.48-1.79	154	1.77	95	1.48	17	1.48	

Wtd Avg - Simple weighted average



Commodity Variety	Unit	SOUTH CENTRAL U.S.				SOUTHWEST U.S.				NORTHWEST U.S.			
		Price Range	Stores with Ads	Wtd Avg Price	% Marked Local	Price Range	Stores with Ads	Wtd Avg Price	% Marked Local	Price Range	Stores with Ads	Wtd Avg Price	% Marked Local
Red													
Onions, Dry Red	2 lb bag	1.95	4	1.95		1.95-2.98	218	2.82					
Onions, Dry White	per pound	0.33-1.49	426	0.74		0.33-1.25	371	0.80					
Onions, Dry White	2 lb bag	0.99-1.95	15	1.25		1.95	34	1.95					
Onions, Dry White	3 lb bag	2.50	126	2.50		2.50	55	2.50					
Onions, Dry Yellow	per pound	0.98	9	0.98		0.50-0.79	60	0.75	0.68-0.69	13	0.68		
Onions, Dry Yellow	3 lb bag	2.19-2.50	324	2.37		2.29-2.99	278	2.63	2.19-2.29	15	2.28		
Onions, Dry Yellow Marked Sweet	per pound	0.99-1.68	252	1.42		1.49	379	1.49	0.87-1.99	270	1.33	65	
Onions, Dry Yellow Marked Sweet	2 lb bag	2.29-2.79	221	2.53									
Onions, Dry Yellow Marked Sweet	3 lb bag	2.99-3.98	129	3.40		3.99	256	3.99					
Potatoes Round Red	per pound					0.88-1.89	111	1.03	1.89	22	1.89		
Potatoes Round Red	5 lb bag	3.89-4.99	205	4.12									
Potatoes Round White	per pound					1.49-1.69	20	1.60					
Potatoes Russet	per pound	0.79-0.99	39	0.95		0.79	6	0.79	1.29	9	1.29	100	
Potatoes Russet	5 lb bag	2.98-3.95	244	3.11		2.95-2.99	41	2.96	1.98	9	1.98		
Potatoes Russet	10 lb bag	4.98	9	4.98									
Potatoes Yellow Type	per pound					0.88	46	0.88					
Potatoes Yellow Type	3 lb bag					2.99	8	2.99					
Potatoes Yellow Type	5 lb bag	3.99	68	3.99					3.99	131	3.99		
<b>ONIONS AND POTATOES - ORGANIC</b>													
Onions, Dry Yellow	per pound	1.45	92	1.45		1.45	23	1.45	1.45	26	1.45		
Potatoes Round Red	per pound								1.29	7	1.29		
Potatoes Russet	per pound	1.79	92	1.79		1.79	23	1.79	1.79	26	1.79		
<b>VEGETABLES</b>													
Artichokes	each					2.99-3.00	368	3.00	96				
Asparagus Green	per pound	1.49-3.99	947	2.58		2.99-4.99	627	4.31	2.99	138	2.99		
Bok Choy	per pound	0.99	7	0.99		0.99	40	0.99					
Beans Round Green Type	per pound	0.99	65	0.99		2.49	8	2.49					
Broccoli	per pound					0.98	73	0.98					
Broccoli	per bunch	2.99	68	2.99		2.49-2.50	154	2.49	100				
Broccoli Crown Cut	per pound	1.47-1.99	54	1.54		0.99	59	0.99	90				

Wtd Avg - Simple weighted average





Commodity Variety	Unit	SOUTH CENTRAL U.S.				SOUTHWEST U.S.				NORTHWEST U.S.			
		Price Range	Stores with Ads	Wtd Avg Price	% Marked Local	Price Range	Stores with Ads	Wtd Avg Price	% Marked Local	Price Range	Stores with Ads	Wtd Avg Price	% Marked Local
Brussels Sprouts	per pound	2.99	208	2.99		2.99	103	2.99		2.99	138	2.99	
Beets	per bunch					1.50	9	1.50					
Cabbage Red Type	per pound	0.79	10	0.79									
Cabbage Round Green Type	per pound	0.44-0.79	104	0.56		0.33-0.50	83	0.47					
Carrots	per pound	0.50	65	0.50		0.50	61	0.50					
Carrots	2 lb bag					1.50-1.99	19	1.76		1.99	22	1.99	
Carrots Baby Peeled	1 lb bag	1.25	138	1.25		0.79-1.49	440	1.22		1.25-1.50	32	1.38	
Carrots Baby Peeled	2 lb bag	2.00-2.89	188	2.54		2.00-2.50	17	2.18		2.00-3.00	121	2.65	
Cauliflower	each	2.99	68	2.99		0.99	55	0.99					
Cauliflower	per pound					0.79-0.98	90	0.94		1.58	8	1.58	
Celery Hearts	each	2.48	42	2.48									
Chinese Cabbage	per pound					0.59	40	0.59					
Cilantro	per bunch	0.48-0.79	112	0.56		0.25-1.25	272	0.91					
Corn-Sweet	each	0.17-1.24	1,504	0.41		0.13-1.33	893	0.39	39	0.33-1.25	177	0.80	
Cucumbers	each	0.44-1.00	328	0.73	3	0.33-1.49	184	0.42		0.69-0.99	311	0.97	
Cucumbers	per pound					1.19	11	1.19					
Cucumbers Long Seedless-Greenhouse	each	0.69	6	0.69		1.25-2.00	16	1.63		0.99-1.25	140	1.02	
Eggplant	per pound					0.79-1.29	49	1.20		1.29	3	1.29	
Eggplant	each					0.50	7	0.50					
Garlic	per sleeve	1.39	65	1.39									
Lettuce, Iceberg	each	1.27-1.69	156	1.50		0.99-2.49	65	1.22		0.98-2.49	38	2.04	18
Lettuce, Other Boston	each					1.69	8	1.69					
Lettuce, Other Green Leaf	each	1.29-4.98	15	3.50	60	0.99-1.49	17	1.26		1.00-1.29	15	1.12	
Lettuce, Other Red Leaf	each	1.29-4.98	15	3.50	60	0.99-1.49	17	1.26		1.00-2.50	34	1.89	
Lettuce, Romaine	each	1.29	6	1.29		0.99-1.49	17	1.26		1.00-1.69	18	1.21	
Lettuce, Romaine Hearts	3 count package	1.99-3.99	82	3.41		1.69-2.00	133	1.89	40				
Mushrooms Portobella	per pound	5.98	9	5.98									
Mushrooms Portobella	6 oz package					3.99	6	3.99					
Mushrooms White	8 oz package	1.99-2.99	117	2.43		1.49-2.50	34	2.17	59	2.29-2.99	138	2.51	
Onions Green	per bunch	0.48-0.68	211	0.61		0.25-0.99	463	0.71		0.69-0.99	428	0.91	
Peppers, Bell Type Green	per pound					2.29	8	2.29					
Peppers, Bell Type Green	each	0.50-1.29	349	0.63		0.77	46	0.77		0.89-0.90	304	0.90	
Peppers, Bell Type	each	0.98-1.66	490	1.20		0.77-1.50	339	1.01		0.99-	447	1.36	

Wtd Avg - Simple weighted average



Commodity Variety	Unit	SOUTH CENTRAL U.S.				SOUTHWEST U.S.				NORTHWEST U.S.			
		Price Range	Stores with Ads	Wtd Avg Price	% Marked Local	Price Range	Stores with Ads	Wtd Avg Price	% Marked Local	Price Range	Stores with Ads	Wtd Avg Price	% Marked Local
Orange										2.00			
Peppers, Bell Type Orange-Greenhouse	each									0.98-1.50	42	1.24	
Peppers, Bell Type Red	per pound					2.29-2.69	19	2.52					
Peppers, Bell Type Red	each	0.98-1.66	499	1.20		0.50-1.50	381	0.95		0.99-2.00	447	1.36	
Peppers, Bell Type Red-Greenhouse	each									0.98-1.50	42	1.24	
Peppers, Bell Type Yellow	each	0.98-1.66	490	1.20		0.77-1.50	339	1.01		0.99-2.00	447	1.36	
Peppers, Bell Type Yellow-Greenhouse	each									0.98-1.50	42	1.24	
Peppers, Other Jalapeno	per pound	0.87-1.79	486	1.20		0.50-0.99	966	0.84		0.98-0.99	31	0.98	
Peppers, Other Mixed Mini Sweet Types	1 lb package	2.99	95	2.99		1.50-3.99	127	3.85					
Radishes	per bunch					0.50-1.29	268	0.95		0.69-1.29	410	0.93	
Salad Mixed Types	1 lb bag					1.99-5.99	130	5.74					
Salad Mixed Types	10 - 12 oz package	1.49-3.00	402	2.18		1.99-3.49	136	2.77		1.50-2.29	46	1.90	
Salad Mixed Types	5 - 9 oz package	2.50-3.00	268	2.80		2.50-3.49	242	3.09		2.29	23	2.29	
Spinach	per bunch	0.79	7	0.79		0.69-2.00	55	0.85		0.69	3	0.69	
Spinach Flat, Baby Type	1 lb package					5.99	122	5.99					
Squash Butternut	per pound					0.50	6	0.50					
Squash Grey	per pound	0.99-1.29	102	1.27		0.69-1.59	191	0.89					
Squash Yellow Crookneck/Straightneck	per pound	0.98-1.59	362	1.33	8								
Squash Zucchini	per pound	0.98-1.59	385	1.32	7	0.88-0.99	302	0.97		1.39-2.49	33	2.12	
Sweet Potatoes	per pound	0.88-1.39	32	1.02		0.50-1.29	49	1.14		1.29	3	1.29	
Tomatoes	per pound	1.28-2.49	461	1.76	25	1.19-2.99	299	2.59		1.28-2.79	174	1.94	
Tomatoes Vine Ripe - Heirloom Varieties-Greenhouse	per pound	1.99	6	1.99		1.99	2	1.99		1.88-1.98	34	1.93	
Tomatoes Vine Ripes	per pound	1.68-2.49	413	2.06	2	1.48-2.79	18	2.21		2.99	7	2.99	
Tomatoes Vine Ripes-Greenhouse	per pound	1.49-1.99	210	1.74									
Tomatoes Vine Ripes, On The Vine-Greenhouse	per pound	0.97-2.48	600	1.33	2	1.99-3.49	733	2.64		1.27-1.99	495	1.38	
Tomatoes, Cherry	1 pint package	2.99	31	2.99									
Tomatoes, Grape Type	10 oz package	1.49-3.49	412	2.52		2.50-3.00	315	2.73					
Tomatoes, Plum Type Roma	per pound	0.77-0.99	244	0.89		0.50-0.99	277	0.83		0.99	14	0.99	
Tomatillos	per pound	0.77-0.79	236	0.78		0.69-1.25	444	0.93		0.98	17	0.98	
Vegetables Other Cactus Leaf (Nopales)	per pound	0.79-0.98	20	0.88									



Commodity Variety	Unit	SOUTH CENTRAL U.S.				SOUTHWEST U.S.				NORTHWEST U.S.			
		Price Range	Stores with Ads	Wtd Avg Price	% Marked Local	Price Range	Stores with Ads	Wtd Avg Price	% Marked Local	Price Range	Stores with Ads	Wtd Avg Price	% Marked Local
<b>VEGETABLES - ORGANIC</b>													
Carrots	per pound	1.69	92	1.69		1.69	23	1.69		1.69	26	1.69	
Carrots	per bunch									2.50	11	2.50	
Carrots Baby Peeled	1 lb bag					1.99	22	1.99					
Cauliflower	per pound					1.29	53	1.29	100				
Cucumbers Long Seedless- Greenhouse	each									1.99	123	1.99	
Greens Swiss Chard	per bunch					1.98-2.00	31	1.99		2.50	11	2.50	
Lettuce, Other Green Leaf	each	1.79	92	1.79		1.79-2.00	169	1.97		1.79- 2.99	67	2.39	
Lettuce, Other Red Leaf	each	1.79	92	1.79		1.79-2.00	169	1.97		1.79- 2.99	48	2.34	
Lettuce, Romaine	each					2.00	146	2.00		2.50	19	2.50	
Lettuce, Romaine Hearts	3 count package					2.98	20	2.98					
Mushrooms Portobella	per pound									6.99	16	6.99	
Mushrooms Portobella	8 oz package					3.99	8	3.99					
Mushrooms White	8 oz package					3.99	8	3.99					
Onions Green	per bunch					0.50	53	0.50					
Peppers, Other Mixed Mini Sweet Types	1 lb package					3.50-4.99	366	4.96		4.98- 4.99	137	4.99	
Salad Mixed Types	1 lb bag									6.99	7	6.99	
Salad Mixed Types	10 - 12 oz package	4.98-5.99	87	5.79									
Salad Mixed Types	5 - 9 oz package	3.00-3.99	492	3.04		3.00-3.49	316	3.15		2.49- 3.99	274	3.64	
Squash Yellow Crookneck/Straightneck	per pound					1.99	154	1.99					
Squash Zucchini	per pound					1.89-1.99	162	1.99					
Tomatoes	per pound	2.59	92	2.59		2.59	23	2.59		2.59	26	2.59	
Tomatoes Vine Ripes, On The Vine-Greenhouse	per pound					3.99	358	3.99					
Tomatoes, Grape Type	10 oz package					2.99	122	2.99					
Tomatoes, Plum Type Roma	per pound	0.89	255	0.89						1.78	81	1.78	
<b>OTHER SPECIALTY CROPS ITEMS</b>													
Hemp Protein	16 oz package					19.99	184	19.99					
Hemp Seeds-Shellled	8 oz package	7.59-9.99	182	9.00		7.59-9.99	293	9.10		7.59	22	7.59	
Hemp Seeds-Shellled	16 oz package	14.59	75	14.59									

Wtd Avg - Simple weighted average



Commodity Variety	Unit	SOUTH CENTRAL U.S.				SOUTHWEST U.S.				NORTHWEST U.S.			
		Price Range	Stores with Ads	Wtd Avg Price	% Marked Local	Price Range	Stores with Ads	Wtd Avg Price	% Marked Local	Price Range	Stores with Ads	Wtd Avg Price	% Marked Local
<b>OTHER SPECIALTY CROPS ITEMS - ORGANIC</b>													
Hemp Protein	16 oz package					13.99	109	13.99					
Hemp (Seeds) Oil	16 oz	16.99	107	16.99		16.99	184	16.99					
Hemp Seeds-Shelled	7 oz package	9.59-11.99	182	11.00		8.79-11.99	293	10.80		8.39	22	8.39	
Hemp Seeds-Shelled	12 oz package					17.99	184	17.99		13.59	22	13.59	
Hemp Seeds-Shelled	16 oz package	14.99	107	14.99		14.99	184	14.99					
<b>SEASONAL ITEMS</b>													
Chayote	per pound					1.99	11	1.99					
Rose, Hybrid Tea	bunched 12s					12.00	42	12.00					

Commodity Variety	Unit	ALASKA U.S.				HAWAII U.S.			
		Price Range	Stores with Ads	Wtd Avg Price	% Marked Local	Price Range	Stores with Ads	Wtd Avg Price	% Marked Local
<b>FRUITS</b>									
Apples Fuji	per pound	1.69	2	1.69					
Apples Fuji	3 lb bag	5.99	11	5.99					
Apples Gala	3 lb bag				4.99	7	4.99		
Apples Honeycrisp	per pound	1.49	1	1.49					
Apples Pink Lady/Cripps Pink	3 lb bag	5.99	11	5.99					
Apples Red Delicious	per pound				2.09	7	2.09		
Apples, Processed Juice	64 oz (1/2 gallon)	2.50-4.49	25	3.44		3.00	7	3.00	
Avocados Hass	each	1.50-2.99	60	2.13					
Bananas	per pound				1.29	3	1.29		
Blueberries	6 oz package	3.49	2	3.49					
Blueberries	1 pint package	4.00	2	4.00					
Blueberries	18 oz package	6.98	3	6.98					
Cantaloups	per pound	1.29	1	1.29		2.39	23	2.39	
Cherries Rainier	per pound	5.99-8.99	15	6.52	73				

Wtd Avg - Simple weighted average



Commodity Variety	Unit	ALASKA U.S.				HAWAII U.S.			
		Price Range	Stores with Ads	Wtd Avg Price	% Marked Local	Price Range	Stores with Ads	Wtd Avg Price	% Marked Local
Cherries Red Varieties	per pound	2.77-5.59	65	4.70	17	4.99	27	4.99	
Grapes Red Seedless	per pound	3.99	1	3.99		5.39	23	5.39	
Grapes White Seedless Type	per pound	3.49-4.48	6	4.07		4.99-5.39	26	5.34	
Honeydews	per pound					2.39	3	2.39	
Kiwifruit Hayward	each					0.79	23	0.79	
Lemons	each	0.50	1	0.50		1.25	23	1.25	
Limes	each	0.25	1	0.25					
Mangoes	each	1.50-1.67	14	1.54		1.67	4	1.67	
Mangoes	per pound					3.99	23	3.99	
Nectarines Various White Flesh Varieties	per pound	3.49-3.99	22	3.74					
Nectarines Various Yellow Flesh Varieties	per pound	3.49-4.19	51	3.89		3.99	23	3.99	
Oranges Navel	per pound					2.19-2.69	30	2.57	
Papaya Maradol/Tainung Types	per pound					2.39	23	2.39	100
Peaches Various White Flesh Varieties	per pound	3.49-3.99	22	3.74		2.99-3.99	63	3.47	
Peaches Various Yellow Flesh Varieties	per pound	3.49-4.48	54	3.92		3.99	27	3.99	
Pineapples	each	5.28-5.49	4	5.33					
Plums	per pound	3.49	11	3.49		3.99	23	3.99	
Strawberries	1 lb package	3.49-4.99	37	4.81		4.99	67	4.99	
Strawberries	2 lb package	9.99	11	9.99					
Tangerines	2 lb bag	3.99	1	3.99					
Watermelons Red Flesh Seeded Type	per pound					0.89-0.99	40	0.97	
Watermelons Red Flesh Seedless Type	each	6.99-10.99	22	8.17					
Watermelons Red Flesh Seedless Type	per pound	0.59-1.69	45	1.34		0.79-0.99	86	0.90	58
<b>FRUITS - ORGANIC</b>									
Apricots	per pound					4.66	4	4.66	
Avocados Hass	each					2.50-3.34	27	2.62	
Grapes Black Seedless	per pound					3.59	4	3.59	
Grapes	per pound	4.28	3	4.28		3.59	4	3.59	

Wtd Avg - Simple weighted average



Commodity Variety	Unit	ALASKA U.S.				HAWAII U.S.			
		Price Range	Stores with Ads	Wtd Avg Price	% Marked Local	Price Range	Stores with Ads	Wtd Avg Price	% Marked Local
Red Seedless									
Grapes White Seedless Type	per pound					3.59	4	3.59	
Oranges Valencia	per pound	1.98-2.49	4	2.11					
Peaches Various White Flesh Varieties	per pound					3.98	4	3.98	
Peaches Various Yellow Flesh Varieties	per pound					3.98	4	3.98	
Strawberries	1 lb package					4.92-6.99	27	6.68	
<b>ONIONS AND POTATOES</b>									
Onions, Dry Red	per pound	1.99	28	1.99		1.79	7	1.79	
Onions, Dry White	per pound	1.99	28	1.99					
Onions, Dry Yellow	per pound	1.19	1	1.19					
Onions, Dry Yellow	3 lb bag	2.99	11	2.99		2.49-3.59	36	3.50	
Onions, Dry Yellow Marked Sweet	per pound	1.59-1.99	53	1.90		2.49	23	2.49	100
Potatoes Round Red	per pound	1.68	3	1.68					
Potatoes Round Red	5 lb bag	7.98	3	7.98					
Potatoes Russet	per pound	1.99	28	1.99		1.59	7	1.59	
Potatoes Russet	5 lb bag	4.49	1	4.49					
Potatoes Yellow Type	per pound	1.68	3	1.68					
<b>VEGETABLES</b>									
Artichokes	each					5.99	23	5.99	
Asparagus Green	per pound	3.79-4.79	12	3.87		4.99	56	4.99	
Broccoli Crown Cut	per pound	2.99	1	2.99					
Brussels Sprouts	per pound	3.79	11	3.79					
Cabbage Round Green Type	per pound					1.49	23	1.49	
Carrots Baby Peeled	1 lb bag	1.99	11	1.99		1.79-2.19	10	2.07	
Chinese Cabbage	per pound					1.29	4	1.29	
Corn-Sweet	each	1.00-1.99	45	1.75		0.34-0.53	27	0.37	
Cucumbers	each	0.99-1.25	12	1.23					
Cucumbers	per pound	1.58	3	1.58					
Cucumbers Long Seedless-Greenhouse	each	1.50	11	1.50					

Wtd Avg - Simple weighted average



Commodity Variety	Unit	ALASKA U.S.				HAWAII U.S.			
		Price Range	Stores with Ads	Wtd Avg Price	% Marked Local	Price Range	Stores with Ads	Wtd Avg Price	% Marked Local
Lettuce, Iceberg	each	3.99	28	3.99					
Lettuce, Other Green Leaf	each	1.50-1.59	4	1.52					
Lettuce, Other Red Leaf	each	1.50-1.59	4	1.52					
Lettuce, Romaine	per pound					1.39	7	1.39	
Mushrooms White	8 oz package	2.99	1	2.99		3.00	27	3.00	
Onions Green	per bunch	1.25-1.29	39	1.28					
Peppers, Bell Type Green	per pound					3.19	23	3.19	
Peppers, Bell Type Green	each	1.25	11	1.25					
Peppers, Bell Type Orange	per pound	3.89	1	3.89					
Peppers, Bell Type Orange	each	1.50-1.67	22	1.59					
Peppers, Bell Type Orange-Greenhouse	each	1.67	2	1.67					
Peppers, Bell Type Red	per pound	3.89	1	3.89					
Peppers, Bell Type Red	each	1.50-1.67	22	1.59					
Peppers, Bell Type Red-Greenhouse	each	1.67	2	1.67					
Peppers, Bell Type Yellow	per pound	3.89	1	3.89					
Peppers, Bell Type Yellow	each	1.50-1.67	22	1.59					
Peppers, Bell Type Yellow-Greenhouse	each	1.67	2	1.67					
Peppers, Other Mixed Mini Sweet Types	1 lb package	3.00-3.29	4	3.07					
Radishes	per bunch	1.25	11	1.25					
Salad Mixed Types	10 - 12 oz package	2.59	2	2.59					
Salad Mixed Types	5 - 9 oz package	2.59	2	2.59					
Squash Zucchini	per pound	1.69	1	1.69		2.49	7	2.49	
Tomatoes	per pound					2.99	3	2.99	
Tomatoes Vine Ripe - Heirloom Varieties-Greenhouse	per pound	2.49	9	2.49					
Tomatoes Vine Ripes-Greenhouse	per pound	2.99	28	2.99					
Tomatoes Vine Ripes, On The Vine-Greenhouse	per pound	1.69-2.59	14	1.87					
Tomatoes, Grape Type	1 pint package	2.29	1	2.29					
Tomatoes, Grape Type	10 oz package	2.28	3	2.28					
<b>VEGETABLES - ORGANIC</b>									
Broccoli	per pound					3.99	23	3.99	

Wtd Avg - Simple weighted average



Commodity Variety	Unit	ALASKA U.S.				HAWAII U.S.			
		Price Range	Stores with Ads	Wtd Avg Price	% Marked Local	Price Range	Stores with Ads	Wtd Avg Price	% Marked Local
Beets	per bunch	2.79	1	2.79					
Cucumbers	each	1.33	3	1.33					
Cucumbers Long Seedless-Greenhouse	each	2.99	11	2.99					
Onions Green	per bunch	0.78	3	0.78					
Salad Mixed Types	5 - 9 oz package	4.50	11	4.50		4.59	4	4.59	
Squash Zucchini	per pound	3.29	1	3.29					
Tomatoes Vine Ripes-Greenhouse	per pound					4.99	23	4.99	
Tomatoes Vine Ripes, On The Vine-Greenhouse	per pound					1.99	4	1.99	
<b>OTHER SPECIALTY CROPS ITEMS</b>									
Hemp Seeds-Shelled	8 oz package					9.19	4	9.19	
Hemp Seeds-Shelled	16 oz package					18.39	4	18.39	
<b>OTHER SPECIALTY CROPS ITEMS - ORGANIC</b>									
Hemp Seeds-Shelled	7 oz package					11.39	4	11.39	
Hemp Seeds-Shelled	12 oz package					15.99	4	15.99	
<b>SEASONAL ITEMS</b>									
Tulips	bunched 10s	8.99	11	8.99					





### REGIONAL DEFINITIONS

As used in this report, regions include the following states:

NORTHEAST U.S.	Connecticut, Delaware, Massachusetts, Maryland, Maine, New Hampshire, New jersey, New York, Pennsylvania, Rhode Island and Vermont
SOUTHEAST U.S.	Alabama, Florida, Georgia, Mississippi, North Carolina, South Carolina, Tennessee, Virginia and West Virginia
MIDWEST U.S.	Iowa, Illinois, Indiana, Kentucky, Michigan, Minnesota, North Dakota, Nebraska, Ohio, South Dakota and Wisconsin
SOUTH CENTRAL U.S.	Arkansas, Colorado, Kansas, Louisiana, Missouri, New Mexico, Oklahoma, and Texas
SOUTHWEST U.S.	Arizona, California, Nevada and Utah
NORTHWEST U.S.	Idaho, Montana, Oregon, Washington, and Wyoming
ALASKA U.S.	Alaska
HAWAII U.S.	Hawaii