



Specialty Crops Market News Division U.S. Mexico Canada Agreement Seasonal Perishable Products Weekly Update

Agricultural Marketing Service

Issued Weekly

Friday, June 30, 2023

Update for Week of June 25-July 1, 2023

This report provides trend analysis of the volume and prices of Seasonal Perishable commodities. Volume represents current week and prices represent open (spot) market sales by first handlers on product of generally good quality and condition unless otherwise stated and may include promotional allowances or other incentives. The charts provide graphic representation of the volume and prices of the major commodities this week based on seasonal volume.

This Fourth of July holiday, truck drivers across the country can expect a record number of motorists to hit the highways. According to triple AAA, they estimate around 50.7 million Americans will travel 50 miles or more this Independence Day. This year's projection surpasses the previous Fourth of July record set in 2019 with 49 million travelers. This summer, the national average for gas prices is hovering around \$3.50 to \$3.60 a gallon when compared to last year's national average of \$4.80 a gallon. Consumers are ready to get out and take advantage of lower fuel costs. Truck drivers are also welcoming lower fuel costs while delivering our favorite fruits and vegetables just in time for the holiday week. The most popular vegetable item on the menu or barbeque grill is corn on the cob. Sweet corn accounts for about 63% more sales on the Fourth of July holiday, when compared to the remainder of the year. The second most popular produce item on the menu is watermelon with an estimated 26% more sales on the Independence Day holiday week. Make sure to pick a ripe and juicy watermelon before they are all gone. Remember, this holiday week, travelers are sharing the road with our nation's truck drivers, and everyone wants to get to their destinations safely and on time.

Movement of asparagus from Peru imports through South Florida ports of entry is expected to remain about the same. Trading moderate. Prices large and standard higher. 11-pound cartons bunched green extra-large 32.85-34.00, large 28.85-32.75 and standard 28.00-28.85. Most sales are prorated. Supplies are very light and in too few hands due to different weather-related events. Shippers estimate that they are behind between 50-60% less than normal volumes with no relief insight until the middle of July to the end of July. Mexican supplies are very light and temporarily out this season. Mexico is experiencing hot temperatures and dry conditions with little irrigation water available in the growing districts. Quality and condition are variable but generally good. Movement of asparagus crossings from Mexico through Arizona, California and Texas is expected to decrease. Trading active. Prices higher. 11-pound cartons/crates bunched green jumbo and standard mostly 32.75, large mostly 34.75. Extra services included. No quality reported. Movement of asparagus out of Michigan is expected to decrease sharply as the season comes to an end. Pyramid cartons 28-pound bunched green supplies are insufficient and in too few hands to establish a market. Sporadic shipments are expected through the end of the week. The last F.O.B. report was issued this week.

Movement of avocado crossings from Mexico through Texas is expected to decrease. Trading very active. Prices much higher. Cartons 2-layer Hass 32-48s mostly 65.25-70.25, 60s mostly 58.25-60.25, 70s mostly 48.25-50.25 and 84s mostly 39.25-40.25. Some sales are being booked at previously committed prices. Prices represent limited spot market sales. Extra services included. Avocado movement out of South District California is expected to increase slightly. Trading very active. Prices much higher. Cartons 2-layer Hass 32-36s 64.25-65.25, 40-48s mostly 64.25-65.25, 60s mostly 55.25-60.25, 70s 45.25-50.25 and 84s mostly 40.25-42.25. Extra services included. Movement of avocado from Peru imports through Philadelphia and New York City areas ports of entry is expected to increase seasonally. Supplies are insufficient and in too few hands to establish a market. The first F.O.B. report is expected to be issued the week of June 25th.

Movement of cucumber from Mexico crossings through Texas is expected about the same. Trading early moderate, late fairly active. Prices higher. 1 1/9-bushel cartons medium mostly 19.95-20.95, large mostly 15.95-16.95, fair quality mostly 10.95-11.95 and ordinary quality mostly 10.95. Most present shipments from prior bookings and/or previous commitments. Quality variable. Cucumber movement from Mexico crossings through Nogales, Arizona is expected to decrease seasonally. Trading moderate. Prices 36s generally unchanged, others slightly lower. 1 1/9-bushel cartons medium 14.95-16.95, large mostly 10.95 and fair quality mostly 10.95. Cartons 24s mostly 4.95-5.95 and 36s 6.95-8.95.

For more information on:

- [Shipping Point Report Details](#)
- [Movement Report Details](#)
- [Generating Custom Reports](#)

For assistance please contact: jeff.main@usda.gov

[Custom Average Tool \(CAT\) Graphing tool and aggregated data source.](#)

Quality variable. Cucumber movement from Mexico crossings through Otay Mesa is expected to increase seasonally. Trading moderate. Prices medium slightly lower, large slightly higher and 36s generally unchanged. 1 1/9-bushel cartons medium 18.95-20.95, large 16.95-18.95 and fair quality 16.95-18.95. Cartons 36s 10.95-11.95. Quality generally good. Movement of cucumber out of South Georgia is expected to increase. Trading moderate. Prices higher. 1 1/9-bushel cartons/crates medium 16.85-18.85 and fair quality 8.85-10.85. Cartons 24s 5.85-6.85. Some shippers are cleaning out coolers that have excessive cucumber volume. Quality generally good. Movement of cucumber out of Eastern North Carolina is expected to increase seasonally. Trading fairly active. Prices higher. Waxed 1 1/9-bushel cartons medium 16.35-18.35 and fair quality 10.35. Cartons 24s mostly 7.35-8.35. Quality generally good.

Movement of green bell peppers from Mexico crossings through Texas is expected to remain about the same. Trading early moderate, late active. Prices much higher. 1 1/9-bushel cartons green extra-large mostly 16.95-17.95, large mostly 15.95-16.95 and medium mostly 13.95-14.95. Quality variable. Green bell peppers out of Coachella Valley California movement are expected to decrease seasonally. Trading active. Prices generally unchanged. 1 1/9-bushel cartons green jumbo mostly 17.95-19.95, extra-large mostly 18.95-20.95, large mostly 15.95-16.95 and irregular sized fair quality 13.95-14.95. Supplies are light as some growers have finished for the season. Quality variable. Movement of green bell peppers out of San Joaquin Valley California is expected to increase seasonally. Trading fairly active. Prices 1 1/9-bushel cartons green extra-large mostly 18.95-20.95, large mostly 16.95-18.95 and irregular sized fair quality 12.95-14.95. This is the first F.O.B. report. Quality generally good. Green bell peppers out of Eastern North Carolina movement are expected to increase as harvest gets fully underway. Trading moderate. Prices 1 1/9-bushel cartons green jumbo 18.35 and irregular sized fair quality 12.35-14.35. This is the first F.O.B. report. No quality reported.

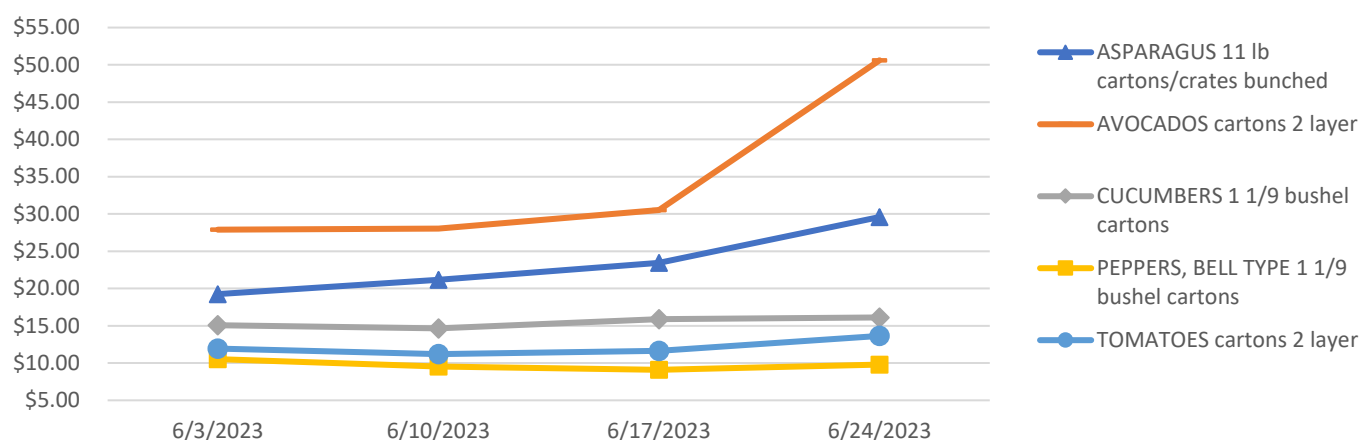
Tomato movement from Mexico crossings through Texas is expected to remain about the same. Trading moderate. Prices 4x4-4x5s lower, others generally unchanged. Cartons 2-layer vine ripers 4x4-4x5s mostly 12.95, 5x5s mostly 10.95, 5x6s mostly 7.95-8.95 and 25-pound cartons loose 4x4-4x5 sizes mostly 13.95-14.95, 5x5 size mostly 10.95-11.95 and 5x6 size 8.95-9.95. Quality generally good. Tomato movement out of Florida West and South Carolina Districts is expected to remain about the same as few grower's supply decreases. Trading very active. Prices higher. 25-pound cartons loose Mature Greens U.S. number one or better 5x6-6x7 sizes 18.00-20.00. Some tomato growers are expected to finish within 10 days. Most Florida growers have finished harvesting for the season. South Carolina growers continue to harvest. Demand remains good and prices are higher overall. Extra services included. Quality generally good. Tomato movement from Mexico crossings through Otay Mesa is expected to increase seasonally. Trading early moderate, late fairly active. Prices 5x5-5x6s higher, others slightly higher. Cartons 2-layer vine ripers 4x4-4x5s 14.95-17.95 and 5x5s-5x6s 15.00-15.95. Quality generally good. Tomato movement out of Southeastern Arkansas is expected to increase seasonally. Prices cartons 2-layer vine ripers 4x4s and 5x5s too few new sales reported to establish a market. 25-pound cartons loose vine ripers 5x6 size and 6x6 size too few new sales reported to establish a market. There is too little information available to establish a market. Prices are about steady when compared to last week's prices. Extra services included. Quality generally good. Tomato movement out of Central District California is expected to increase seasonally. Trading moderate. Prices 25-pound cartons loose Mature Greens jumbo, extra-large and large mostly 15.95, medium 11.95-13.95. Quality generally good. Tomato movement out of Eastern Tennessee and Virginia Eastern Shore light supplies are expected to start within 14 days. Expect enough shippers for the first F.O.B. report to be issued within 21 days. Quality is expected to be generally good. Tomato movement out of Alabama light supplies are expected to start within 14 days. Expect enough shippers for the first F.O.B. report to be issued within 21 days. Quality is expected to be generally good.

The following table provides a four-week price trend of the highest traded commodities this week.

Four Week Price Trend in U.S. Dollars

Commodity	Package	6/3/2023	6/10/2023	6/17/2023	6/24/2023
ASPARAGUS	11 lb. cartons/crates bunched	\$ 19.25	\$ 21.15	\$ 23.45	\$ 29.58
AVOCADOS	cartons 2 layer	\$ 27.89	\$ 28.04	\$ 30.54	\$ 50.61
CUCUMBERS	1 1/9-bushel cartons	\$ 15.06	\$ 14.66	\$ 15.88	\$ 16.12
PEPPERS, BELL TYPE	1 1/9-bushel cartons	\$ 10.52	\$ 9.52	\$ 9.09	\$ 9.78
TOMATOES	cartons 2 layer	\$ 11.95	\$ 11.20	\$ 11.66	\$ 13.64

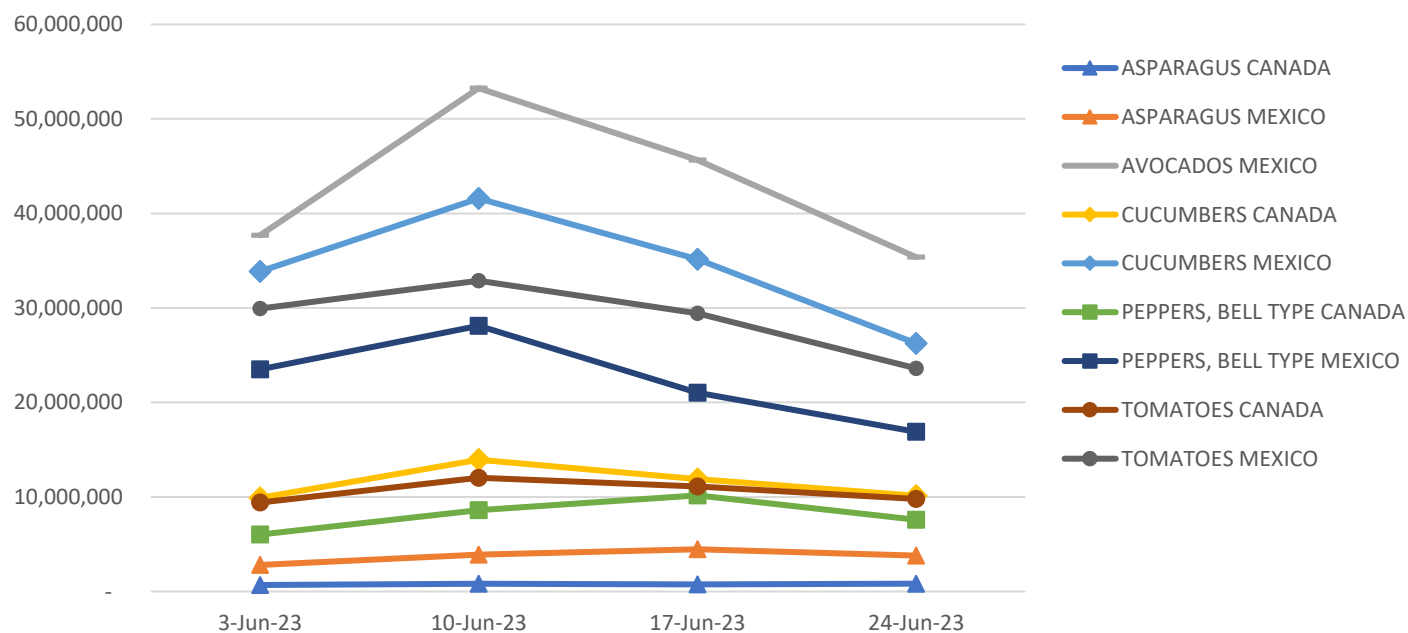
USMCA: COMMODITY PRICE TRENDS



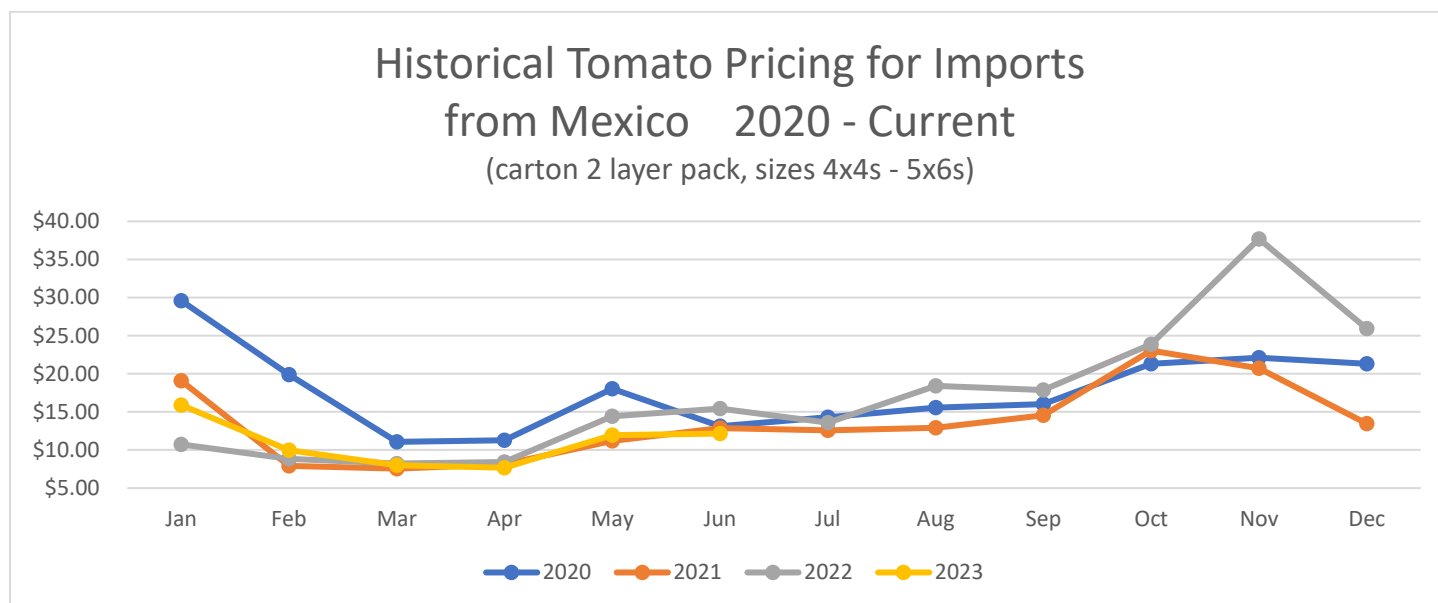
Four Week Movement in Pounds

COMMODITY	ORIGIN	3-Jun-23	10-Jun-23	17-Jun-23	24-Jun-23
ASPARAGUS	CANADA	689,182	813,315	743,985	828,501
	MEXICO	2,810,391	3,899,414	4,467,732	3,811,520
AVOCADOS	MEXICO	37,694,330	53,253,091	45,637,107	35,372,612
CUCUMBERS	CANADA	9,909,940	13,939,547	11,882,689	10,142,481
	MEXICO	33,860,367	41,582,579	35,139,581	26,253,884
PEPPERS, BELL TYPE	CANADA	6,026,866	8,598,885	10,169,054	7,595,556
	MEXICO	23,494,674	28,111,201	21,019,650	16,894,460
TOMATOES	CANADA	9,411,735	12,035,244	11,116,228	9,806,576
	MEXICO	29,925,833	32,878,074	29,428,179	23,610,680

USMCA: COMMODITY MOVEMENT TRENDS



The following chart, *Historical Tomato Pricing for Imports from Mexico*, is a four-year view of Mexican tomato prices at shipping point. Tomatoes are shown as they are the most consistently traded year-round. They have the highest volume of product moving between the U.S., Mexico, and Canada, along with a high level of market coverage of tomatoes by USDA Market News.



To be regarded as "seasonal and perishable," agricultural products must meet the following conditions: (1) the products are fresh or chilled products falling under the following HS2002 tariff codes: 0701, 0702, 0703, 0704, 0705, 0706, 0707, 0708, 0709, 0803, 0804, 0805, 0806, 0807, 0808, 0809, 0810; (2) the products are marketed in raw form for consumption without "further processing" ("further processing" refers to e.g. crushing, juicing, canning, or any other process that transforms the product from its raw form); and (3) the products normally are marketed within eight weeks after harvesting.

For information on the imported volume and prices of the remaining Seasonal and Perishable commodities listed below please visit: <https://www.marketnews.usda.gov/mnp/fv-home>

- Potatoes
- Tomatoes
- Onions, shallots, garlic, leeks, and other alliacious vegetables
- Cabbages, cauliflower, kohlrabi, kale, and similar edible brassicas
- Lettuce (*Lactuca sativa*) and chicory (*Cichorium* spp.)
- Carrots, turnips, salad beets (salad beetroot), salsify, celeriac, radishes, and similar edible roots
- Cucumbers, including gherkins
- Leguminous vegetables, shelled or unshelled
- Other vegetables, fresh or chilled: asparagus, eggplants, celery, mushrooms and truffles, peppers (*Capsicum* or of the genus *Pimenta*), spinach, artichokes, olives, pumpkins, squash, and gourds
- Bananas and plantains
- Dates, figs, pineapples, avocados, guavas, mangoes, and mangosteens
- Citrus fruit
- Grapes
- Melons (including watermelons) and papayas (papaws)
- Apples, pears, and quinces
- Apricots, cherries, peaches (including nectarines), plums (including prune plums) and sloes
- Other fruit: strawberries, raspberries, blackberries, mulberries, loganberries, black, white, or red currants and gooseberries (other than kiwifruit), cranberries, blueberries, and other fruits of the genus *Vaccinium*, kiwifruit, durians, persimmons,
- Other berries; tamarinds