



Specialty Crops Market News Division

Agricultural
Marketing
Service

National Retail Report - Specialty Crops

Websites: www.marketnews.usda.gov/mnp/fv-home and <http://www.ams.usda.gov/mnreports/fvwretail.pdf>
and http://www.ams.usda.gov/mnreports/wa_lo100.txt

Volume XVII - Number 27

Issued Weekly

Friday, July 7, 2023

Advertised Prices for Specialty Crops at Major Retail Supermarket Outlets ending during the period of 07/01 to 07/13^{1,2}

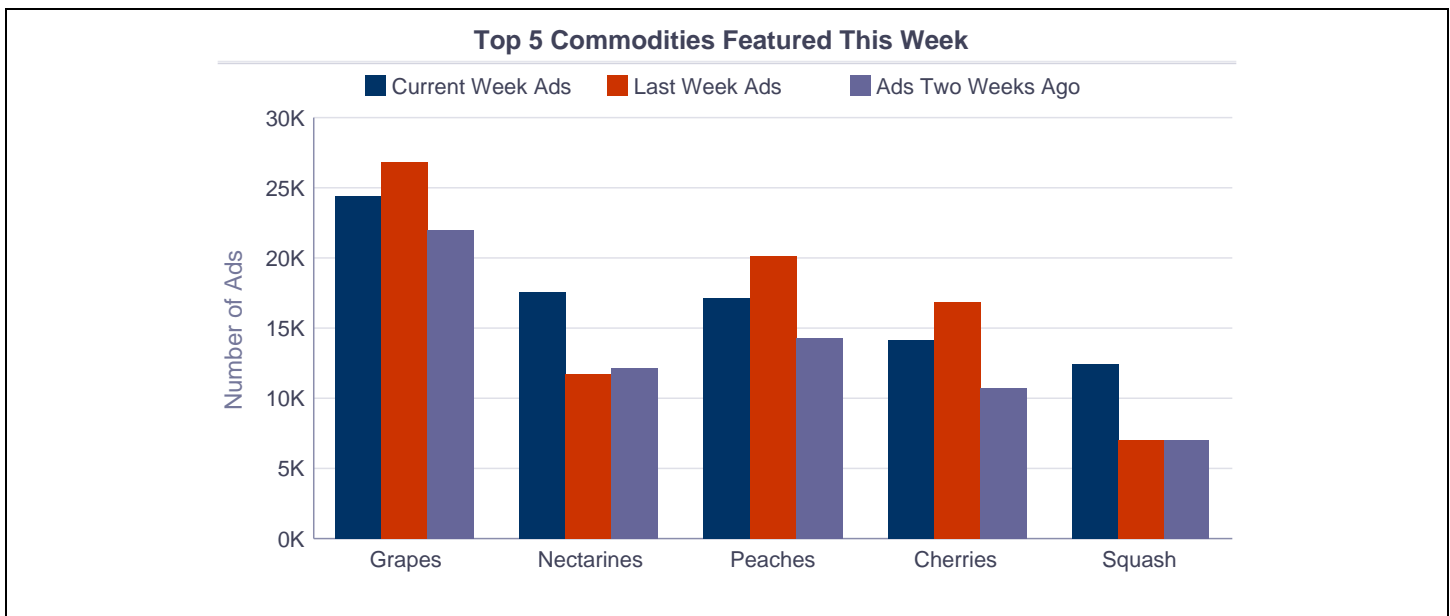
Locally Delicious

Peak summer goodness arrived in stores this week, courtesy of local growers. Missouri greens, Ohio cabbage, Nebraska zucchini, New York lettuce, New Jersey peaches, and Georgia watermelons were just a few of the many local and regional items seen in produce ads this week. National Rainier Cherry Day is July 11, and many retailers featured the yellow gems.

Total ad numbers this week were 284,084, a 6% decrease from last week's total of 301,249. The total for the same week last year was 12% higher than for this year. The total number of ads broken out by commodity groups: fruit 164,277 (58% of all ads), onions and potatoes 14,110 (5%), vegetables 102,120 (36%), herbs 1,318, ornamentals 465, and hemp 1,832. The number of ads for organic produce was 38,196, 13% of total ads.

The following are the prices of major advertised items (3,000 plus ads) this week, compared to the same week last year. Significant increases in price for fruit this week included yellow peaches at 30%, white seedless grapes at 15%, and apple juice at 14%. Significant decreases included red cherries at 32%, avocados at 18%, and mangoes at 11%. There were no significant changes in price for onions and potatoes this week. There were no significant increases in price for vegetables this week. Significant decreases included only cucumbers at 10%.

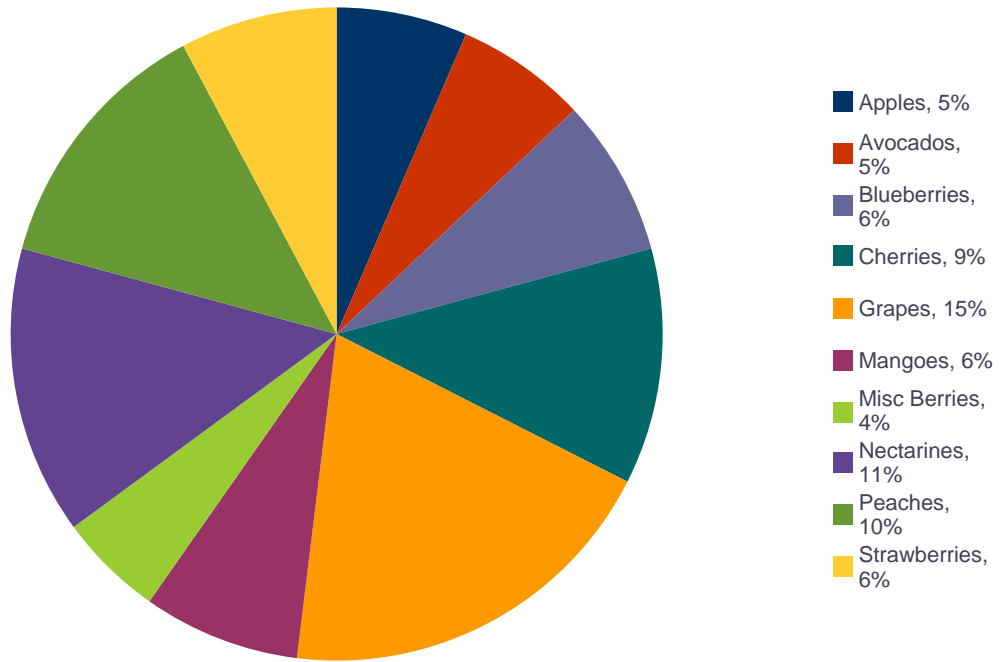
For more detailed information on organic and locally grown produce visit the National Retail--Local and Organic Report at: http://www.ams.usda.gov/mnreports/wa_lo100.txt



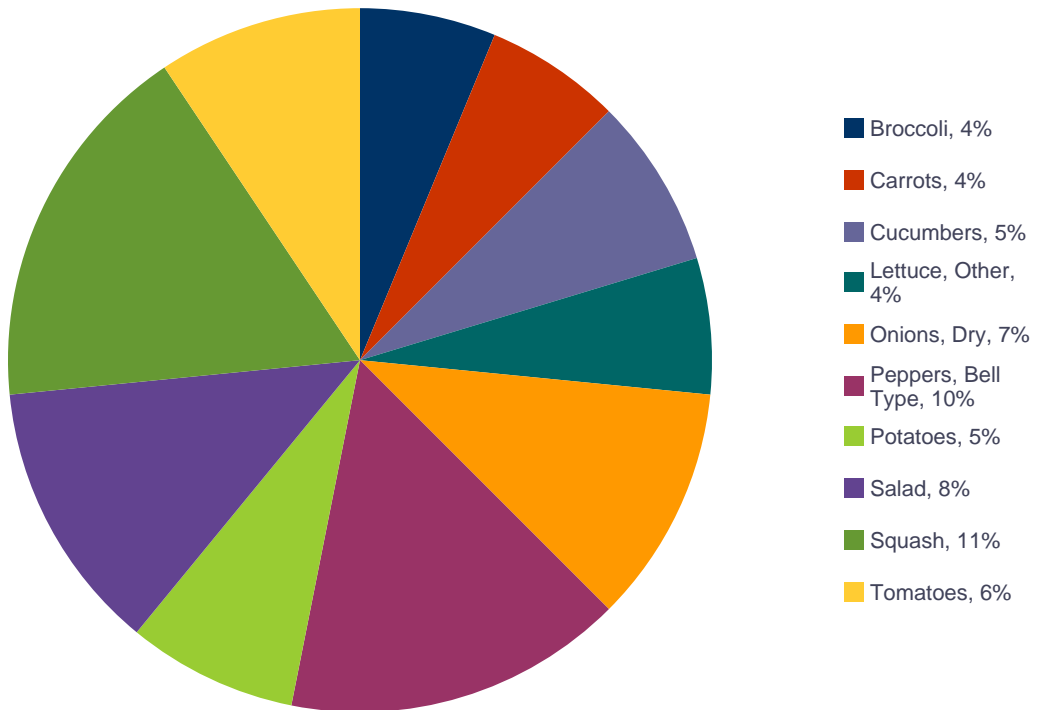
1 - Specialty Crops Market News surveys over 400 retailers, comprising over 30,300 individual stores, with online weekly advertised features.

2 - Date range reflects one week of data collection ending on the report date and encompasses ad pricing good from the Saturday before the report release date through the following Friday.

Top 10 Fruits as Percentage of Total Fruit Ads



Top 10 Vegetables as Percentage of Total Vegetable Ads Including Onions and Potatoes





NATIONAL SUMMARY

(not including AK & HI)

FRUITS								
Commodity	Variety	Unit	THIS WEEK		LAST WEEK		LAST YEAR	
			Stores With Ads	Wtd Avg Price	Stores With Ads	Wtd Avg Price	Stores With Ads	Wtd Avg Price
Apples	Braeburn	per pound	34	1.45	18	1.24	30	1.66
Apples	Fuji	per pound	955	2.00	442	1.59	684	1.93
Apples	Fuji	3 lb bag	24	2.66	19	3.44	54	4.02
Apples	Fuji	5 lb bag	42	3.99			220	5.99
Apples	Gala	per pound	795	1.84	521	2.00	339	2.26
Apples	Gala	3 lb bag	190	3.34	57	3.81	536	4.10
Apples	Granny Smith	per pound	321	1.98	249	1.88	1,458	1.86
Apples	Honeycrisp	per pound	1,834	2.52	582	3.43	1,929	2.39
Apples	Pink Lady/Cripps Pink	per pound	687	2.04	379	1.33	556	1.70
Apples	Pink Lady/Cripps Pink	3 lb bag	1,861	5.48			2,366	5.36
Apples	Red Delicious	per pound	71	1.64	27	1.12	115	1.23
Apples	Red Delicious	3 lb bag	127	3.83	135	4.28	73	4.33
Apples, Processed	Juice	64 oz (1/2 gallon)	3,307	2.52	4,334	2.69	3,487	2.21
Apples, Processed	Juice	128 oz (1 gallon)	38	6.99	64	2.85	43	5.99
Apples, Processed	Juice Marked Cider	64 oz (1/2 gallon)	291	2.35	25	1.50	41	1.90
Apricots		per pound	587	3.86	861	3.88	1,115	3.54
Avocados	Hass	each	6,911	1.02	9,496	1.29	5,101	1.25
Bananas		per pound	257	0.58	294	0.56	608	0.53
Blueberries		6 oz package	1,539	2.71	1,443	3.07	472	2.82
Blueberries		1 pint package	4,021	2.71	4,777	2.82	5,780	2.63
Blueberries		18 oz package	1,534	4.15	1,958	4.90	1,455	4.89
Cantaloups		each	4,693	3.11	4,065	3.39	6,371	3.04
Cantaloups		per pound	644	0.74	377	0.65	736	0.78
Cherries	Rainier	per pound	2,618	5.47	1,735	5.97	3,281	5.71
Cherries	Red Varieties	per pound	10,773	3.36	13,570	3.56	9,247	4.93
Clementines		3 lb bag	516	4.15	355	6.48	458	5.83
Clementines		2 lb bag	74	3.11	30	4.62	97	3.36
Fruit, Other	Cactus Pears	per pound	9	0.99	9	0.99	15	0.99
Fruit, Other	Cactus Pears	each	71	0.44			19	0.39
Grapefruit	Red	each	118	1.04	391	1.51	295	1.15
Grapefruit	Red	per pound	52	0.98			33	1.04

Wtd Avg - Simple weighted average



National Retail Report - Specialty Crops Vol XVII - No. 27
Friday, July 7, 2023 - Page 4

Grapes	Black Seedless	per pound	2,811	2.16	2,906	2.34	4,860	2.12
Grapes	Red Globe	per pound	42	1.29			205	2.49
Grapes	Red Seedless	per pound	7,415	2.13	9,592	2.17	9,322	2.12
Grapes	White Seedless Type	per pound	9,143	2.23	7,449	2.35	10,295	1.94
Honeydews		each	42	3.82	526	4.47	1,313	4.02
Honeydews		per pound	390	0.88	64	0.88	544	1.02
Kiwifruit	Hayward	each	468	0.48	98	0.41	378	0.50
Kiwifruit	Hayward	1 lb bag	145	3.53	146	3.99		
Lemons		each	648	0.60	1,388	0.64	1,089	0.66
Lemons		per pound	121	0.69	107	0.77	7	1.29
Lemons		2 lb bag	195	3.44	310	3.81	1,319	3.86
Limes		each	1,186	0.44	2,624	0.44	1,177	0.36
Limes		per pound	201	0.75	314	0.81	103	0.61
Mangoes		each	9,203	0.94	6,576	1.02	5,273	1.06
Misc Berries	Blackberries	5.6 - 6 oz package	6,152	2.61	3,730	3.25	7,289	2.47
Nectarines	Various White Flesh Varieties	per pound	4,338	2.63	4,573	2.74	4,202	2.47
Nectarines	Various Yellow Flesh Varieties	per pound	10,172	2.20	6,581	2.61	8,194	2.21
Oranges	Navel	each	1,308	0.95	136	0.91	528	1.08
Oranges	Navel	per pound	750	1.18	581	1.28	103	1.43
Oranges	Navel	3 lb bag	460	4.89	11	3.99	567	5.69
Oranges	Navel	4 lb bag	182	5.08	344	4.96		
Oranges	Valencia	per pound	80	0.86	46	0.88	33	0.85
Oranges	Valencia	4 lb bag	8	5.99	2	4.98		
Papaya	Maradol/Tainung Types	per pound	666	0.96	724	0.95	936	1.25
Papaya	Solo Type	per pound	123	1.02	103	0.99	131	1.06
Peaches	Various White Flesh Varieties	per pound	4,625	2.51	6,397	2.68	4,599	2.50
Peaches	Various Yellow Flesh Varieties	per pound	10,030	2.27	10,285	2.48	10,978	1.75
Pears	Bartlett	per pound	14	1.99	323	1.97	255	1.96
Pears	D'Anjou	per pound	327	1.87	9	1.77	105	1.77
Pineapples		each	3,090	2.73	2,553	2.76	3,202	2.92
Pineapples		per pound	444	0.65	366	1.06	149	0.63
Plums		per pound	2,323	2.82	4,041	2.50	5,384	2.32
Plums	Interspecific Type	per pound	2,343	2.93	346	3.03	1,860	2.98
Raspberries	Red	6 oz package	3,314	3.24	3,345	3.42	2,235	2.90
Strawberries		1 lb package	4,244	3.02	12,281	2.43	5,032	2.91
Strawberries		2 lb package	2,115	4.98	3,489	4.83	3,356	4.75
Tangerines		per pound	65	1.50	71	1.50		
Tangerines		3 lb bag	2,253	3.94	526	5.99	1,212	4.72

Wtd Avg - Simple weighted average



Tangerines		2 lb bag	87	3.68	110	4.64	9	2.99
Watermelons	Red Flesh Seeded Type	each	17	6.93	174	6.35	32	4.40
Watermelons	Red Flesh Seeded Type	per pound	61	0.26	62	0.46	35	0.99
Watermelons	Red Flesh Seedless Miniature	each	1,327	4.05	2,649	3.09	1,970	3.29
Watermelons	Red Flesh Seedless Miniature	per pound	118	0.72	11	1.49		
Watermelons	Red Flesh Seedless Type	each	4,049	5.35	11,238	5.01	3,933	5.34
Watermelons	Red Flesh Seedless Type	per pound	394	0.60	1,362	0.49	445	0.56
ORGANIC								
Apples	Fuji	per pound	248	1.99	54	1.96		
Apples	Gala	per pound	260	2.03	16	2.49	36	2.03
Apples	Gala	2 lb bag	34	4.99	308	4.92		
Apples	Honeycrisp	per pound	9	3.99			547	3.53
Apples, Processed	Juice Marked Cider	64 oz (1/2 gallon)	14	3.99				
Apricots		per pound	438	4.08	481	3.88	23	3.80
Avocados	Hass	each	948	1.73	1,803	2.16	915	2.27
Bananas		per pound	235	0.90	293	0.82	200	0.84
Blueberries		6 oz package	1,831	3.69	1,124	3.33	2,439	3.54
Blueberries		1 pint package	696	4.92	440	4.13	193	4.18
Blueberries		18 oz package	187	8.99	116	4.99	364	5.96
Cantaloups		each	322	4.16	90	5.08		
Cantaloups		per pound	9	1.49	27	1.17	39	1.58
Cherries	Rainier	per pound	7	6.99				
Cherries	Red Varieties	per pound	584	5.34	1,444	5.73	99	6.50
Grapes	Red Seedless	per pound	2,329	3.15	2,885	3.12	3,128	3.16
Grapes	White Seedless Type	per pound	2,530	3.32	3,274	3.26	3,116	3.16
Honeydews		each	9	8.99	9	8.99	6	4.99
Kiwifruit	Hayward	1 lb bag	74	3.99				
Lemons		2 lb bag	10	3.99			280	4.86
Limes		each	187	0.50	72	0.99		
Mangoes		each	159	2.24	131	2.13	341	1.21
Misc Berries	Blackberries	5.6 - 6 oz package	72	4.99	672	3.93	1,368	3.94
Nectarines	Various White Flesh Varieties	per pound	452	3.29	86	3.32	433	3.82
Nectarines	Various Yellow Flesh Varieties	per pound	2,359	3.28	409	3.78	2,527	3.15
Oranges	Valencia	each	38	1.00				
Peaches	Various White Flesh Varieties	per pound	153	3.84	1,510	3.07	425	3.81
Peaches	Various Yellow Flesh Varieties	per pound	2,211	3.36	1,788	3.22	2,669	3.15
Pineapples		each	89	3.61	10	3.99	169	3.85



Plums		per pound	81	2.99	34	3.61	102	2.97
Plums	Interspecific Type	per pound	1,200	2.99			185	3.55
Raspberries	Red	6 oz package	445	3.80	792	4.03	1,833	3.92
Strawberries		1 lb package	2,423	4.41	4,464	4.34	3,452	4.18
Strawberries		2 lb package	287	7.94	628	7.28	216	6.99
Watermelons	Red Flesh Seedless Miniature	each	22	3.99	236	4.88	169	5.06
Watermelons	Red Flesh Seedless Type	each	9	9.99	9	9.99		
Watermelons	Red Flesh Seedless Type	per pound	27	0.87	64	0.88	27	0.85

ONIONS AND POTATOES

Commodity	Variety	Unit	THIS WEEK		LAST WEEK		LAST YEAR	
			Stores With Ads	Wtd Avg Price	Stores With Ads	Wtd Avg Price	Stores With Ads	Wtd Avg Price
Onions, Dry	Red	per pound	203	1.15	458	1.41	406	1.33
Onions, Dry	Red	2 lb bag	37	2.99	481	2.55	73	3.99
Onions, Dry	Red	3 lb bag	1,020	2.99				
Onions, Dry	White	per pound	1,010	0.84	892	0.80	377	0.89
Onions, Dry	White	3 lb bag	8	1.69	181	2.50		
Onions, Dry	Yellow	per pound	432	0.90	573	1.28	319	0.83
Onions, Dry	Yellow	2 lb bag	114	1.70	86	1.51	189	2.16
Onions, Dry	Yellow	3 lb bag	493	2.42	1,609	2.60	670	2.82
Onions, Dry	Yellow	5 lb bag	55	4.66	274	4.99	8	2.50
Onions, Dry	Yellow Marked Sweet	per pound	2,604	1.23	2,444	1.36	4,149	1.20
Onions, Dry	Yellow Marked Sweet	2 lb bag	206	2.61	1,486	2.51	36	3.34
Onions, Dry	Yellow Marked Sweet	3 lb bag	822	4.05	1,297	3.46	426	3.75
Onions, Dry	Yellow Marked Sweet	5 lb bag	318	4.99	1,636	5.24	78	5.49
Potatoes	Round Red	per pound	310	1.40	153	1.17	384	1.17
Potatoes	Round Red	3 lb bag	288	3.03	93	2.95	42	3.49
Potatoes	Round Red	5 lb bag	558	3.82	1,303	4.16	123	4.23
Potatoes	Round White	per pound	13	1.29	33	1.48	58	0.88
Potatoes	Round White	5 lb bag	70	3.71			84	4.59
Potatoes	Russet	per pound	241	1.14	209	1.45	637	1.02
Potatoes	Russet	3 lb bag	8	2.00	14	2.50	64	2.18
Potatoes	Russet	5 lb bag	1,966	3.99	3,025	3.30	1,174	3.51
Potatoes	Russet	10 lb bag	212	4.54	235	5.74	261	3.91
Potatoes	Russet	8 lb bag	59	5.11			11	3.99
Potatoes	Yellow Type	per pound	62	0.93	56	0.99	62	0.90
Potatoes	Yellow Type	3 lb bag	15	3.19	95	2.92	57	2.99

Wtd Avg - Simple weighted average



Potatoes	Yellow Type	5 lb bag	1,485	3.28	573	4.61	447	4.20
ORGANIC								
Onions, Dry	Red	per pound	295	2.00				
Onions, Dry	White	per pound	287	1.99			46	1.69
Onions, Dry	Yellow	per pound	471	1.85	341	1.36	173	1.51
Onions, Dry	Yellow Marked Sweet	per pound	16	1.49	13	1.29	289	1.55
Onions, Dry	Yellow Marked Sweet	2 lb bag	197	2.99	14	2.99	23	3.99
Potatoes	Round Red	3 lb bag	46	4.99				
VEGETABLES								
Commodity	Variety	Unit	THIS WEEK		LAST WEEK		LAST YEAR	
			Stores With Ads	Wtd Avg Price	Stores With Ads	Wtd Avg Price	Stores With Ads	Wtd Avg Price
Artichokes		each	837	2.83	368	3.00	677	2.64
Asparagus	Green	per pound	2,461	3.13	4,295	3.23	2,808	2.81
Beans	Round Green Type	per pound	615	1.78	512	1.98	779	1.36
Beets		per bunch	17	1.97	17	1.97	16	2.24
Beets		per pound	51	0.95			6	0.50
Bok Choy		per pound	13	1.31	47	0.99	200	0.99
Broccoli		per pound	165	1.04	73	0.98	8	1.79
Broccoli		per bunch	1,658	3.08	443	2.81	1,645	2.65
Broccoli	Crown Cut	per pound	2,682	1.77	385	1.67	1,668	1.81
Brussels Sprouts		per pound	1,342	2.85	1,504	2.99	1,227	2.56
Brussels Sprouts		2 lb bag	74	6.49				
Cabbage	Red Type	per pound	9	1.08	37	0.86	75	1.23
Cabbage	Round Green Type	per pound	2,009	0.78	848	0.75	1,371	0.69
Carrots		per pound	126	0.50	126	0.50	200	0.57
Carrots		1 lb bag	1,008	1.17	10	0.99	39	0.89
Carrots		2 lb bag	101	1.79	84	1.83	8	1.20
Carrots		per bunch	8	2.99	77	2.50	92	2.46
Carrots	Baby Peeled	1 lb bag	2,487	1.20	1,932	1.44	2,518	1.48
Carrots	Baby Peeled	2 lb bag	740	2.37	864	2.58	1,505	2.10
Cauliflower		each	825	3.03	960	3.20	2,536	2.70
Cauliflower		per pound	201	1.00	197	1.18	284	1.56
Celery		each	1,339	1.54	23	1.58	557	1.97
Celery	Hearts	each	226	3.27	403	3.01	217	2.30
Cilantro		per bunch	848	1.01	536	0.86	1,530	0.85
Corn-Sweet		each	1,968	0.44	8,166	0.40	3,871	0.53

Wtd Avg - Simple weighted average



National Retail Report - Specialty Crops Vol XVII - No. 27
Friday, July 7, 2023 - Page 8

Cucumbers		each	4,512	0.74	2,839	0.75	4,088	0.82
Cucumbers	Long Seedless-Greenhouse	each	1,416	1.48	3,936	1.14	2,052	1.23
Eggplant		per pound	950	1.22	769	1.51	1,098	1.16
Eggplant		each	219	1.72	7	0.50		
Garlic		per sleeve	182	1.25	65	1.39	391	1.38
Greens	Collard	per bunch	275	1.88	245	0.99	220	2.00
Greens	Collard	1 lb bag	11	2.50			9	2.50
Greens	Kale	per bunch	325	1.74	18	2.00	391	1.79
Greens	Kale	per pound	46	1.49	7	1.49	64	1.41
Greens	Kale	1 lb bag	11	2.50			9	2.50
Greens	Mustard	per bunch	47	1.27	245	0.99		
Greens	Mustard	1 lb bag	11	2.50			9	2.50
Greens	Swiss Chard	per pound	9	3.48			9	0.99
Greens	Turnip Tops	per bunch	47	1.27	245	0.99		
Greens	Turnip Tops	1 lb bag	11	2.50			9	2.50
Lettuce, Iceberg		each	1,211	1.63	2,229	1.44	2,551	1.67
Lettuce, Other	Boston	each	9	0.99	8	1.69	29	1.27
Lettuce, Other	Boston	per pound	46	1.49			57	1.49
Lettuce, Other	Green Leaf	each	1,711	1.80	102	1.59	1,970	1.35
Lettuce, Other	Green Leaf	per pound	883	1.91	280	1.62	550	1.61
Lettuce, Other	Red Leaf	each	1,191	1.45	121	1.74	1,960	1.35
Lettuce, Other	Red Leaf	per pound	883	1.91	280	1.62	550	1.61
Lettuce, Romaine		each	2,098	1.74	308	1.41	2,020	1.31
Lettuce, Romaine		per pound	551	1.77	28	1.29	517	1.52
Lettuce, Romaine	Hearts	3 count package	1,301	3.21	1,273	3.17	1,309	3.01
Mushrooms	Portobella	8 oz package	36	2.91			124	1.98
Mushrooms	Portobella	6 oz package	1,106	2.40	38	3.26	1,113	2.21
Mushrooms	White	per pound	241	2.99	78	2.29	25	3.99
Mushrooms	White	8 oz package	2,854	1.55	2,508	2.02	2,721	1.90
Onions Green		per bunch	787	0.74	1,314	0.74	1,684	0.76
Peppers, Bell Type	Green	per pound	524	1.24	716	1.45	538	1.43
Peppers, Bell Type	Green	each	2,742	0.85	1,393	0.82	1,924	0.90
Peppers, Bell Type	Orange	per pound	221	2.61	316	2.83	872	2.93
Peppers, Bell Type	Orange	each	2,134	1.46	3,044	1.16	4,504	1.70
Peppers, Bell Type	Orange-Greenhouse	per pound	84	3.81	95	3.99	72	3.99
Peppers, Bell Type	Orange-Greenhouse	each	13	1.67	801	1.30	201	1.07
Peppers, Bell Type	Red	per pound	437	2.31	1,064	2.02	826	2.95
Peppers, Bell Type	Red	each	2,478	1.39	3,111	1.15	5,026	1.64
Peppers, Bell Type	Red-Greenhouse	per pound	76	3.85	95	3.99	72	3.99

Wtd Avg - Simple weighted average



Peppers, Bell Type	Red-Greenhouse	each	13	1.67	801	1.30	201	1.07
Peppers, Bell Type	Yellow	per pound	281	2.58	578	2.35	826	2.95
Peppers, Bell Type	Yellow	each	2,151	1.45	2,816	1.12	4,784	1.69
Peppers, Bell Type	Yellow-Greenhouse	per pound	84	3.81	95	3.99	72	3.99
Peppers, Bell Type	Yellow-Greenhouse	each	13	1.67	801	1.30	201	1.07
Peppers, Other	Jalapeno	per pound	934	1.21	1,529	0.97	997	1.09
Peppers, Other	Mixed Mini Sweet Types	1 lb package	237	3.40	670	3.34	303	3.21
Peppers, Other	Serrano	per pound	65	0.99	8	0.98	271	1.00
Radishes		per bunch	426	1.14	867	1.05	770	1.12
Radishes		1 lb bag	152	1.01	25	1.99	119	1.46
Salad	Mixed Types	1 lb bag	16	5.99	130	5.74		
Salad	Mixed Types	10 - 12 oz package	4,634	2.87	2,349	2.48	4,646	3.12
Salad	Mixed Types	5 - 9 oz package	2,548	2.68	1,943	2.81	4,882	2.97
Spinach		per bunch	272	0.85	79	0.86	414	1.62
Spinach	Flat, Baby Type	10 oz package	30	2.00			67	3.50
Spinach	Flat, Baby Type	8 oz package	228	3.50	125	2.34	24	4.37
Spinach	Flat, Baby Type	9 oz package	15	2.50			6	2.50
Squash	Acorn	per pound	9	0.79			8	1.49
Squash	Butternut	per pound	43	0.95	6	0.50	8	1.49
Squash	Grey	per pound	304	0.84	293	1.02	477	0.92
Squash	Spaghetti	per pound	9	0.79			8	1.49
Squash	Yellow Crookneck/Straightneck	per pound	4,502	1.49	2,648	1.61	5,404	1.40
Squash	Zucchini	per pound	5,200	1.45	3,720	1.52	6,375	1.39
Sweet Potatoes		per pound	930	1.12	407	0.93	981	1.02
Tomatillos		per pound	539	0.84	731	0.88	861	1.00
Tomatoes		per pound	854	1.70	2,133	2.00	1,185	1.99
Tomatoes	Vine Ripe - Heirloom Varieties-Greenhouse	per pound	11	4.99	49	2.23	196	3.06
Tomatoes	Vine Ripes	per pound	2,117	1.76	1,415	1.83	1,047	1.96
Tomatoes	Vine Ripes, On The Vine-Greenhouse	per pound	2,473	2.12	3,717	1.80	4,429	1.79
Tomatoes	Vine Ripes-Greenhouse	per pound	857	1.74	1,621	2.17	1,781	2.02
Tomatoes, Cherry		1 pint package	30	2.03	129	2.54	110	3.72
Tomatoes, Grape Type		1 pint package	1,043	2.44	971	1.76	1,740	2.33
Tomatoes, Grape Type		10 oz package	483	2.36	1,435	2.57	836	2.30
Tomatoes, Plum Type	Roma	per pound	3,127	1.19	1,127	1.11	2,086	1.24
Vegetables Other	Cactus Leaf (Nopales)	per pound	67	1.36	20	0.88	202	0.75
Vegetables Other	Cactus Leaf (Nopales)	each	65	0.25				

ORGANIC



National Retail Report - Specialty Crops Vol XVII - No. 27
Friday, July 7, 2023 - Page 10

Asparagus	Green	per pound	434	3.07			549	2.99
Beans	Round Green Type	per pound	9	2.49	9	2.49		
Beets		per bunch	11	2.50			193	2.45
Broccoli		per bunch	6	2.50	8	3.99	417	3.19
Broccoli	Baby Hybrid Type	per pound	67	3.34				
Broccoli	Baby Hybrid Type	per bunch	206	3.33				
Broccoli	Crown Cut	per pound	245	2.79			24	2.54
Cabbage	Red Type	per pound	61	1.99				
Cabbage	Round Green Type	per pound	207	1.64				
Carrots		per bunch	19	2.99	11	2.50	146	2.50
Carrots	Baby Peeled	1 lb bag	418	2.23	1,618	1.67	2,036	1.80
Cauliflower		each	343	3.35	206	4.03	201	3.57
Celery		per pound	199	2.99				
Celery	Hearts	each	78	2.99	6	2.99	256	2.49
Cilantro		per bunch	470	1.37			28	1.62
Corn-Sweet		each	5	1.49			11	1.50
Cucumbers	Long Seedless-Greenhouse	each	208	2.69	717	2.01	145	2.50
Greens	Kale	per bunch	190	2.20	27	2.35	247	2.32
Lettuce, Iceberg		each	155	2.52	43	3.59	1,135	2.50
Lettuce, Other	Green Leaf	each	154	1.79	341	2.00	329	2.16
Lettuce, Other	Red Leaf	each	154	1.79	322	1.97	325	2.16
Lettuce, Romaine		each	24	2.16	165	2.06	203	2.38
Lettuce, Romaine	Hearts	3 count package	537	3.65	661	3.74	1,289	3.65
Mushrooms	White	8 oz package	56	2.83	765	2.83	592	3.16
Mushrooms	White	6 oz package	9	2.99				
Onions Green		per bunch	967	1.16	813	0.95	557	0.99
Peppers, Bell Type	Green	each	187	0.98				
Peppers, Bell Type	Orange	per pound	154	3.49	9	3.99		
Peppers, Bell Type	Orange	each	11	2.50				
Peppers, Bell Type	Red	per pound	154	3.49	9	3.99	70	3.99
Peppers, Bell Type	Red	each	11	2.50				
Peppers, Bell Type	Yellow	per pound	154	3.49	9	3.99	70	3.99
Peppers, Bell Type	Yellow	each	11	2.50				
Peppers, Other	Mixed Mini Sweet Types	1 lb package	421	5.28	503	4.97	31	4.63
Radishes		per bunch	453	1.36	19	2.50	4	1.59
Salad	Mixed Types	1 lb bag	25	5.98	7	6.99	1,259	5.18
Salad	Mixed Types	10 - 12 oz package	162	4.80	234	5.91	491	5.13
Salad	Mixed Types	5 - 9 oz package	1,466	3.65	3,274	3.23	1,456	3.46
Spinach	Flat, Baby Type	10 oz	21	4.99	9	4.99	43	5.99

Wtd Avg - Simple weighted average



		package						
Spinach	Flat, Baby Type	5 - 6 oz package	397	2.65	252	3.35	411	3.33
Squash	Yellow Crookneck/Straightneck	per pound	44	1.99	162	2.00	21	1.99
Squash	Zucchini	per pound	2,215	2.00	171	2.01	1,645	2.24
Sweet Potatoes		per pound	10	1.99	62	1.41	75	1.90
Tomatoes		per pound	178	2.74	240	2.65	279	3.24
Tomatoes	Vine Ripes	per pound	9	1.99			3	2.49
Tomatoes	Vine Ripes, On The Vine-Greenhouse	per pound	655	3.82	563	3.96	852	3.11
Tomatoes, Cherry		1 pint package	68	3.30			17	3.00
Tomatoes, Grape Type		1 pint package	514	3.10	741	2.91	852	3.11
Tomatoes, Grape Type		10 oz package	2,001	3.57	350	2.67	1,283	3.54
Tomatoes, Plum Type	Roma	per pound	56	1.67	336	1.10	152	1.99

OTHER SPECIALTY CROPS ITEMS

Commodity	Variety	Unit	THIS WEEK		LAST WEEK		LAST YEAR	
			Stores With Ads	Wtd Avg Price	Stores With Ads	Wtd Avg Price	Stores With Ads	Wtd Avg Price

Hemp Seeds-Shelled		8 oz package	400	9.85	1,237	8.40	230	8.63
Hemp Seeds-Shelled		16 oz package	264	14.78	264	13.92		

ORGANIC

Hemp (Seeds) Oil		16 oz	291	16.99	343	16.99		
Hemp Protein		16 oz package	109	13.99	522	15.97	166	20.28
Hemp Seeds-Shelled		7 oz package	293	11.62	1,237	9.92	53	10.99
Hemp Seeds-Shelled		12 oz package	184	17.99	533	15.50		
Hemp Seeds-Shelled		16 oz package	291	14.99	343	14.99		

SEASONAL ITEMS

Commodity	Variety	Unit	THIS WEEK		LAST WEEK		LAST YEAR	
			Stores With Ads	Wtd Avg Price	Stores With Ads	Wtd Avg Price	Stores With Ads	Wtd Avg Price

Rose, Hybrid Tea		bunched 12s	361	11.52	508	9.07	1,495	5.75
Tulips		bunched 10s	26	8.99				



REGIONAL DETAILS

Commodity Variety	Unit	NORTHEAST U.S.				SOUTHEAST U.S.				MIDWEST U.S.			
		Price Range	Stores with Ads	Wtd Avg Price	% Marked Local	Price Range	Stores with Ads	Wtd Avg Price	% Marked Local	Price Range	Stores with Ads	Wtd Avg Price	% Marked Local
FRUITS													
Apples Braeburn	per pound									1.66	25	1.66	
Apples Fuji	per pound	1.49-1.99	71	1.95		2.49	366	2.49		0.99-1.29	53	1.21	
Apples Fuji	3 lb bag									1.99-3.00	24	2.66	
Apples Gala	per pound	1.99	38	1.99		0.99-1.99	99	1.65		0.99-2.69	31	1.59	
Apples Gala	3 lb bag					2.79-4.99	166	3.44		1.99-3.00	24	2.66	
Apples Granny Smith	per pound	1.69-1.99	34	1.86									
Apples Honeycrisp	per pound	2.99-3.49	16	3.27		2.99-3.49	485	3.11		1.99-3.49	1,066	2.36	
Apples Pink Lady/Cripps Pink	per pound	1.49	17	1.49		1.79-2.49	373	2.48		0.99-1.99	115	1.83	
Apples Pink Lady/Cripps Pink	3 lb bag	5.49	339	5.49		3.99-5.49	388	5.44		5.49	404	5.49	
Apples Red Delicious	per pound	1.99	38	1.99		1.38	26	1.38		0.69	7	0.69	
Apples Red Delicious	3 lb bag	3.99	20	3.99		3.88-4.99	83	4.12		1.99-3.00	24	2.66	
Apples, Processed Juice	64 oz (1/2 gallon)	1.49-5.39	784	2.75		1.50-3.50	779	2.39		1.00-3.39	914	2.53	
Apples, Processed Juice	128 oz (1 gallon)	6.99	38	6.99									
Apples, Processed Juice Marked Cider	64 oz (1/2 gallon)									2.79-2.99	99	2.82	
Apricots	per pound	3.99-4.99	19	4.57		2.99	14	2.99		2.99-3.99	98	3.84	8
Avocados Hass	each	0.59-1.67	1,602	1.08		0.59-2.79	1,634	1.11		0.49-1.99	2,116	0.92	
Bananas	per pound	0.59-0.79	52	0.65		0.58	2	0.58					
Blueberries	6 oz package	3.33-3.50	169	3.37		1.98-3.50	508	3.15		2.50-3.99	37	3.41	
Blueberries	1 pint package	1.88-3.99	886	2.96	3	2.00-3.99	1,822	2.39		0.99-3.99	518	3.48	
Blueberries	18 oz package	3.99	104	3.99		2.99-4.99	180	3.70		3.97-3.99	189	3.99	
Cantaloups	each	2.50-4.88	1,259	3.03		2.49-4.29	1,460	3.62	39	1.99-3.99	1,078	2.97	
Cantaloups	per pound					3.49	21	3.49		0.88-0.97	155	0.89	
Cherries Rainier	per pound	5.99-6.99	277	6.49		2.98-6.99	1,449	4.79		2.69-6.99	316	5.46	
Cherries Red Varieties	per pound	0.99-5.00	2,050	3.39		1.99-4.99	3,052	3.14		0.88-4.99	2,036	3.35	
Clementines	3 lb bag	4.99-5.99	56	5.85		4.98-6.49	35	5.77		4.99	40	4.99	
Clementines	2 lb bag					3.99	9	3.99		2.99	60	2.99	
Fruit, Other Cactus Pears	each									0.25	16	0.25	
Grapefruit Red	each	1.25	11	1.25		1.00-1.25	89	1.04					
Grapefruit Red	per pound									0.79-0.99	31	0.89	

Wtd Avg - Simple weighted average



Commodity Variety	Unit	NORTHEAST U.S.				SOUTHEAST U.S.				MIDWEST U.S.			
		Price Range	Stores with Ads	Wtd Avg Price	% Marked Local	Price Range	Stores with Ads	Wtd Avg Price	% Marked Local	Price Range	Stores with Ads	Wtd Avg Price	% Marked Local
Grapes Black Seedless	per pound	1.99-2.99	435	2.55		1.49-3.79	1,180	2.47		1.29-2.49	172	2.18	
Grapes Red Seedless	per pound	0.99-3.99	1,012	2.56		0.98-2.99	2,534	2.30		0.79-2.99	1,329	1.94	
Grapes White Seedless Type	per pound	0.99-3.99	1,187	2.37		0.99-3.99	3,571	2.16		0.99-3.89	1,782	2.62	
Honeydews	each									2.99-3.99	42	3.82	
Honeydews	per pound									0.88-0.99	235	0.90	
Kiwifruit Hayward	each	0.50-0.66	103	0.60		0.34-0.50	313	0.36					
Kiwifruit Hayward	1 lb bag	3.99	78	3.99						2.99	67	2.99	
Lemons	each	0.33-0.79	291	0.66		0.50	228	0.50		0.66-0.69	121	0.68	
Lemons	per pound									0.98	8	0.98	
Lemons	2 lb bag	2.99-3.50	80	3.44		2.79-3.88	70	3.62		2.99-3.50	36	3.08	
Limes	each	0.20-0.83	663	0.54		0.13-0.29	36	0.28		0.33-0.67	141	0.44	
Limes	per pound									0.99	14	0.99	
Mangoes	each	0.49-1.67	2,027	0.96		0.58-1.25	3,805	1.01		0.50-2.00	1,043	0.79	
Misc Berries Blackberries	5.6 - 6 oz package	1.49-4.00	989	2.57		1.59-3.99	3,060	2.92		1.59-3.50	1,469	2.09	
Nectarines Various White Flesh Varieties	per pound	1.99-4.99	809	2.66		1.99-3.49	1,439	2.65		1.49-2.99	634	2.86	
Nectarines Various Yellow Flesh Varieties	per pound	0.99-3.99	1,730	2.28		1.29-2.99	2,371	2.31		0.99-3.99	2,640	2.03	
Oranges Navel	each	0.50-1.25	672	1.05		0.59-1.25	542	0.89					
Oranges Navel	per pound									0.49-1.69	205	0.58	
Oranges Navel	3 lb bag	4.99	19	4.99		3.98-4.99	412	4.88					
Oranges Navel	4 lb bag	5.99	8	5.99		4.98	2	4.98		5.97	9	5.97	
Oranges Valencia	4 lb bag	5.99	8	5.99									
Papaya Maradol/Tainung Types	per pound	1.29	9	1.29		0.79-1.28	36	0.82		0.99	16	0.99	
Papaya Solo Type	per pound	0.99	9	0.99		1.29	11	1.29					
Peaches Various White Flesh Varieties	per pound	1.99-3.99	1,043	2.43		1.99-3.49	1,471	2.64		1.29-2.99	813	2.65	
Peaches Various Yellow Flesh Varieties	per pound	0.99-3.49	1,957	2.37	1	1.29-2.99	3,137	2.16	3	0.99-3.99	1,889	2.29	
Pears Bartlett	per pound									1.99	14	1.99	
Pears D'Anjou	per pound					1.38-1.49	64	1.45		1.39-1.99	221	1.97	
Pineapples	each	2.49-3.99	1,529	2.93		0.98-3.00	534	2.34		1.98-3.99	383	3.27	
Plums	per pound	1.99-3.99	147	2.54		2.49-3.69	482	3.05		2.49-3.49	434	3.00	2
Plums Interspecific Type	per pound	2.99-3.99	424	3.16		2.29-2.99	1,437	2.41		2.49-4.99	247	4.67	

Wtd Avg - Simple weighted average



Commodity Variety	Unit	NORTHEAST U.S.				SOUTHEAST U.S.				MIDWEST U.S.			
		Price Range	Stores with Ads	Wtd Avg Price	% Marked Local	Price Range	Stores with Ads	Wtd Avg Price	% Marked Local	Price Range	Stores with Ads	Wtd Avg Price	% Marked Local
Raspberries Red	6 oz package	2.50-4.00	547	3.48		1.98-3.99	1,866	3.40		2.49-3.99	615	2.56	
Strawberries	1 lb package	1.99-4.99	1,067	3.04		1.98-3.99	847	3.16		0.99-4.99	632	2.29	1
Strawberries	2 lb package	2.99-6.99	308	5.70		3.98-6.99	432	5.78		3.88-5.99	247	4.43	
Tangerines	3 lb bag	3.99-5.88	182	5.67		3.49-5.98	546	3.76		3.49-4.49	729	3.63	
Tangerines	2 lb bag					2.99	27	2.99					
Watermelons Red Flesh Seeded Type	each					5.99	9	5.99		7.99	8	7.99	
Watermelons Red Flesh Seedless Miniature	each	5.49	59	5.49		4.29	463	4.29	100	1.49-3.99	386	3.75	
Watermelons Red Flesh Seedless Miniature	per pound									1.19	11	1.19	
Watermelons Red Flesh Seedless Type	each	4.99-7.99	573	6.35		2.95-6.99	2,812	5.25	3	2.95-6.99	342	5.06	
Watermelons Red Flesh Seedless Type	per pound	0.49-0.99	101	0.88									
FRUITS - ORGANIC													
Apples Fuji	per pound	1.99	7	1.99						1.99	199	1.99	
Apples Gala	per pound	2.49	19	2.49						1.99	199	1.99	
Apples Gala	2 lb bag	4.99	34	4.99									
Apples Honeycrisp	per pound	3.99	9	3.99									
Apples, Processed Juice Marked Cider	64 oz (1/2 gallon)					3.99	14	3.99	100				
Apricots	per pound					4.10	86	4.10		4.10	67	4.10	
Avocados Hass	each	2.00-2.99	54	2.29						0.99-2.00	44	1.44	
Bananas	per pound	0.85-0.99	168	0.88						0.79-0.99	51	0.93	
Blueberries	6 oz package	2.99-4.99	204	4.25		2.99-4.99	1,573	3.62		2.00-3.33	25	2.85	
Blueberries	1 pint package	4.99-5.99	158	5.50						2.99-6.66	136	5.25	
Cantaloups	each	4.49-5.99	81	4.66						3.99	199	3.99	
Cherries Red Varieties	per pound	3.99-6.99	491	5.27									
Grapes Red Seedless	per pound	2.99-3.99	470	3.25		2.99-4.49	1,471	3.25		2.49-3.99	79	2.88	
Grapes White Seedless Type	per pound	2.99-3.99	461	3.25		1.99-4.49	1,483	3.24		2.99-4.99	255	4.57	
Honeydews	each	8.99	9	8.99									
Kiwifruit Hayward	1 lb bag					3.99	74	3.99					
Lemons	2 lb bag									3.99	10	3.99	
Limes	each					0.50	187	0.50					

Wtd Avg - Simple weighted average



Commodity Variety	Unit	NORTHEAST U.S.				SOUTHEAST U.S.				MIDWEST U.S.			
		Price Range	Stores with Ads	Wtd Avg Price	% Marked Local	Price Range	Stores with Ads	Wtd Avg Price	% Marked Local	Price Range	Stores with Ads	Wtd Avg Price	% Marked Local
Mangoes	each	0.99-2.00	28	1.44									
Misc Berries Blackberries	5.6 - 6 oz package	4.99	72	4.99									
Nectarines Various White Flesh Varieties	per pound					3.32	86	3.32		3.32	67	3.32	
Nectarines Various Yellow Flesh Varieties	per pound	3.99	242	3.99		2.99-3.32	1,281	3.01		2.99-3.99	138	3.23	
Oranges Valencia	each	1.00	38	1.00									
Peaches Various White Flesh Varieties	per pound	3.99	8	3.99						4.99	44	4.99	
Peaches Various Yellow Flesh Varieties	per pound	3.99	207	3.99		2.99-3.99	1,198	2.99		2.99-4.99	115	3.85	
Pineapples	each	3.99	72	3.99									
Plums	per pound									2.99	60	2.99	
Plums Interspecific Type	per pound					2.99	1,195	2.99					
Raspberries Red	6 oz package	4.99	72	4.99		3.50	52	3.50		3.00	16	3.00	
Strawberries	1 lb package	3.99-5.99	468	4.93		3.50-4.99	694	4.47		3.33-4.99	281	4.11	
Strawberries	2 lb package									5.99	39	5.99	
Watermelons Red Flesh Seedless Miniature	each									3.99	22	3.99	
Watermelons Red Flesh Seedless Type	each	9.99	9	9.99									

ONIONS AND POTATOES

Onions, Dry Red	per pound	0.79-0.99	26	0.92		0.98-0.99	48	0.99		0.79-0.99	36	0.87	
Onions, Dry Red	2 lb bag	2.99	37	2.99									
Onions, Dry Red	3 lb bag	2.99	75	2.99		2.99	945	2.99					
Onions, Dry White	per pound					0.98	2	0.98		0.78-1.29	59	0.91	
Onions, Dry White	3 lb bag									1.69	8	1.69	
Onions, Dry Yellow	per pound									0.49-0.99	52	0.80	
Onions, Dry Yellow	2 lb bag	1.39-2.50	114	1.70									
Onions, Dry Yellow	3 lb bag					2.00-2.50	152	2.43		1.69-3.00	157	2.31	
Onions, Dry Yellow	5 lb bag	4.99	46	4.99									
Onions, Dry Yellow Marked Sweet	per pound	0.99-1.49	631	1.37		0.67-1.49	598	1.17		0.99-1.49	521	1.11	
Onions, Dry Yellow Marked Sweet	2 lb bag	2.50	131	2.50						2.50-2.99	28	2.85	
Onions, Dry Yellow Marked Sweet	3 lb bag	2.50-5.99	724	4.12		2.98-3.99	71	3.52		2.98	10	2.98	
Onions, Dry Yellow Marked Sweet	5 lb bag					4.99	73	4.99		4.99	245	4.99	

Wtd Avg - Simple weighted average



Commodity Variety	Unit	NORTHEAST U.S.				SOUTHEAST U.S.				MIDWEST U.S.			
		Price Range	Stores with Ads	Wtd Avg Price	% Marked Local	Price Range	Stores with Ads	Wtd Avg Price	% Marked Local	Price Range	Stores with Ads	Wtd Avg Price	% Marked Local
Potatoes Round Red	3 lb bag					3.00-3.99	196	3.05		2.99	92	2.99	
Potatoes Round Red	5 lb bag	3.50-3.99	421	3.98		3.48-3.99	65	3.61		2.50-2.99	45	2.83	
Potatoes Round White	per pound					1.29	13	1.29					
Potatoes Round White	5 lb bag	2.99-3.99	70	3.71									
Potatoes Russet	per pound									1.39	39	1.39	
Potatoes Russet	3 lb bag									2.00	8	2.00	
Potatoes Russet	5 lb bag	2.50-4.99	427	4.30		2.50-4.99	787	4.09		1.99-4.68	286	4.16	
Potatoes Russet	10 lb bag					4.88	53	4.88		4.99	16	4.99	
Potatoes Russet	8 lb bag					3.99-4.99	39	4.66		5.99	20	5.99	
Potatoes Yellow Type	per pound									0.69	8	0.69	
Potatoes Yellow Type	3 lb bag					3.99	9	3.99					
Potatoes Yellow Type	5 lb bag	2.99-3.99	496	3.83		2.98-2.99	972	2.99					

ONIONS AND POTATOES - ORGANIC

Onions, Dry Yellow	per pound									1.49	13	1.49	
Onions, Dry Yellow Marked Sweet	2 lb bag	2.99	183	2.99		2.99	14	2.99					
Potatoes Round Red	3 lb bag	4.99	46	4.99									

VEGETABLES

Artichokes	each					3.00	52	3.00		2.45-3.00	17	2.71	47
Asparagus Green	per pound	2.49-2.99	193	2.94		3.49-3.99	81	3.53		2.49-4.99	762	3.02	
Bok Choy	per pound	1.68	6	1.68									
Beans Round Green Type	per pound	1.69	8	1.69		1.29-2.49	150	1.81		1.69-1.99	31	1.86	39
Broccoli	per pound									1.49	17	1.49	
Broccoli	per bunch	1.99	37	1.99		2.99-3.49	1,561	3.11		2.00-2.98	22	2.40	
Broccoli Crown Cut	per pound	1.48-2.99	742	1.80	26	1.49-2.49	1,405	1.72	1	1.49-2.50	223	2.09	
Brussels Sprouts	per pound									2.99	570	2.99	
Brussels Sprouts	2 lb bag					6.49	74	6.49					
Beets	per bunch	1.50-2.50	17	1.97	47								
Cabbage Red Type	per pound									1.08	9	1.08	100
Cabbage Round Green Type	per pound	0.49-0.89	1,041	0.84	58	0.48-0.89	603	0.73	20	0.50-0.79	88	0.63	61
Carrots	1 lb bag	0.89-1.00	37	0.95		0.99-1.19	953	1.19		0.50-0.99	18	0.77	
Carrots	2 lb bag	1.99	11	1.99		1.98	2	1.98					

Wtd Avg - Simple weighted average



Commodity Variety	Unit	NORTHEAST U.S.				SOUTHEAST U.S.				MIDWEST U.S.			
		Price Range	Stores with Ads	Wtd Avg Price	% Marked Local	Price Range	Stores with Ads	Wtd Avg Price	% Marked Local	Price Range	Stores with Ads	Wtd Avg Price	% Marked Local
Carrots	per bunch	2.99	8	2.99	100								
Carrots Baby Peeled	1 lb bag	0.67-1.67	384	1.21		0.99-1.79	1,522	1.15		0.99-1.50	167	1.36	
Carrots Baby Peeled	2 lb bag	2.00-3.49	478	2.20						2.49-3.00	195	2.74	
Cauliflower	each	2.00-3.99	159	2.65		2.99-3.49	432	3.41		1.50-3.49	182	2.80	
Cauliflower	per pound									0.79-1.69	57	1.25	
Celery	each	1.49-1.69	86	1.52		1.49-1.50	947	1.49		1.79	199	1.79	
Celery Hearts	each	3.79	162	3.79						1.00-2.49	58	1.90	
Cilantro	per bunch	0.99-1.29	398	1.23						0.67	20	0.67	
Corn-Sweet	each	0.30-1.00	339	0.46	3	0.25-1.00	661	0.46	11	0.25-0.66	197	0.54	
Cucumbers	each	0.60-1.00	1,236	0.74	17	0.33-1.25	1,165	0.69	1	0.50-1.25	670	0.62	5
Cucumbers Long Seedless-Greenhouse	each	1.25-2.00	424	1.69		0.89-1.67	644	1.51		0.99-1.50	163	1.10	
Eggplant	per pound	0.99-1.88	389	1.10		1.29-1.99	82	1.92		0.79-1.79	223	0.87	
Greens Collard	per bunch					2.00	228	2.00					
Greens Collard	1 lb bag	2.50	11	2.50									
Greens Kale	per bunch					2.00	228	2.00		1.78-1.79	18	1.79	100
Greens Kale	per pound	1.49	46	1.49									
Greens Kale	1 lb bag	2.50	11	2.50									
Greens Mustard	1 lb bag	2.50	11	2.50									
Greens Swiss Chard	per pound									3.48	9	3.48	100
Greens Turnip Tops	1 lb bag	2.50	11	2.50									
Lettuce, Iceberg	each	1.50-2.50	694	1.68		0.98-1.99	19	1.46		0.98-1.99	275	1.60	
Lettuce, Other Boston	each	0.99	9	0.99									
Lettuce, Other Boston	per pound	1.49	46	1.49									
Lettuce, Other Green Leaf	each	1.50-2.99	422	2.96	98	1.49-1.68	971	1.50					
Lettuce, Other Green Leaf	per pound	0.89-1.99	610	1.68	30	1.99	14	1.99	100	1.29-2.49	259	2.43	100
Lettuce, Other Red Leaf	each	1.50	9	1.50		1.49	945	1.49					
Lettuce, Other Red Leaf	per pound	0.89-1.99	610	1.68	30	1.99	14	1.99	100	1.29-2.49	259	2.43	100
Lettuce, Romaine	each	0.99-2.99	785	2.23	54	1.49-2.00	1,005	1.51		0.99	36	0.99	
Lettuce, Romaine	per pound	1.49-1.99	427	1.80	47	1.99	14	1.99	100	1.29-1.69	110	1.64	13
Lettuce, Romaine Hearts	3 count package	2.50-3.99	488	3.26		2.98-3.99	363	3.18		2.50-3.99	293	3.27	
Mushrooms Portobella	8 oz package					2.00	14	2.00	100				
Mushrooms	6 oz	2.50-2.99	13	2.69		1.99-3.50	603	2.17		2.50-	141	3.78	

Wtd Avg - Simple weighted average



Commodity Variety	Unit	NORTHEAST U.S.				SOUTHEAST U.S.				MIDWEST U.S.			
		Price Range	Stores with Ads	Wtd Avg Price	% Marked Local	Price Range	Stores with Ads	Wtd Avg Price	% Marked Local	Price Range	Stores with Ads	Wtd Avg Price	% Marked Local
Portobella	package									3.99			
Mushrooms White	per pound									2.99	199	2.99	
Mushrooms White	8 oz package	0.95-2.00	929	1.44	20	1.68-2.48	629	1.98	2	0.99-2.50	943	1.23	
Onions Green	per bunch	0.40-0.83	133	0.69		0.68	2	0.68		0.49-0.75	105	0.59	
Peppers, Bell Type Green	per pound	0.99-2.49	474	1.27						0.69-0.99	33	0.84	
Peppers, Bell Type Green	each	0.89-1.00	294	0.94		0.67-1.67	1,578	0.86		0.66-1.00	91	0.78	13
Peppers, Bell Type Orange	per pound	1.99-2.99	193	2.51						2.99-3.59	28	3.29	
Peppers, Bell Type Orange	each	1.00-1.67	715	1.55		1.00-1.99	322	1.68		0.79-1.99	287	1.25	
Peppers, Bell Type Orange-Greenhouse	per pound	2.99-3.99	76	3.85									
Peppers, Bell Type Orange-Greenhouse	each					1.67	13	1.67					
Peppers, Bell Type Red	per pound	1.29-2.99	407	2.24		2.28	2	2.28		2.99-3.59	28	3.29	
Peppers, Bell Type Red	each	1.00-1.67	715	1.55		0.98-1.99	345	1.63		0.79-1.99	502	1.14	
Peppers, Bell Type Red-Greenhouse	per pound	2.99-3.99	76	3.85									
Peppers, Bell Type Red-Greenhouse	each					1.67	13	1.67					
Peppers, Bell Type Yellow	per pound	1.99-2.99	253	2.50						2.99-3.59	28	3.29	
Peppers, Bell Type Yellow	each	1.00-1.67	715	1.55		1.00-1.99	322	1.68		0.79-1.99	287	1.25	
Peppers, Bell Type Yellow-Greenhouse	per pound	2.99-3.99	76	3.85									
Peppers, Bell Type Yellow-Greenhouse	each					1.67	13	1.67					
Peppers, Other Jalapeno	per pound									0.99-1.18	39	1.03	
Peppers, Other Mixed Mini Sweet Types	1 lb package	2.50-3.99	74	3.15		4.49	74	4.49		0.99-2.50	66	2.06	
Radishes	per bunch	0.99-1.69	93	1.58						1.25-1.99	16	1.57	
Radishes	1 lb bag					1.38	26	1.38		1.99	31	1.99	
Salad Mixed Types	1 lb bag									5.99	16	5.99	
Salad Mixed Types	10 - 12 oz package	1.39-3.99	920	3.08		1.29-3.99	811	2.80		0.88-4.28	836	1.97	
Salad Mixed Types	5 - 9 oz package	2.00-3.99	616	3.02		1.79-3.00	294	2.46		1.50-4.28	449	2.63	
Spinach	per bunch									0.99	38	0.99	
Spinach Flat, Baby Type	10 oz package	2.50	15	2.50									
Spinach Flat, Baby Type	8 oz package					3.50	228	3.50					
Spinach Flat, Baby Type	9 oz package	2.50	15	2.50									
Squash Acorn	per pound	0.79	9	0.79									
Squash Butternut	per pound	0.79	9	0.79		0.99	34	0.99					
Squash Spaghetti	per pound	0.79	9	0.79									
Squash	per pound	0.99-1.99	1,161	1.52	18	0.98-1.99	1,537	1.68	2	0.79-	693	1.27	25

Wtd Avg - Simple weighted average



Commodity Variety	Unit	NORTHEAST U.S.				SOUTHEAST U.S.				MIDWEST U.S.			
		Price Range	Stores with Ads	Wtd Avg Price	% Marked Local	Price Range	Stores with Ads	Wtd Avg Price	% Marked Local	Price Range	Stores with Ads	Wtd Avg Price	% Marked Local
Yellow Crookneck/Straightneck										1.99			
Squash Zucchini	per pound	0.99-1.99	1,323	1.50	17	0.98-1.99	1,571	1.67	2	0.79-1.79	722	1.26	24
Sweet Potatoes	per pound	0.79-0.99	243	0.96		0.48-0.99	261	0.93	11	0.79-1.48	213	1.43	
Tomatoes	per pound	0.89-1.99	79	1.70		0.98-2.99	159	1.84	19	0.98-2.29	107	1.58	
Tomatoes Vine Ripes	per pound	1.99-2.99	204	2.79		1.29-2.99	1,418	1.58	5	0.99-1.99	115	1.68	
Tomatoes Vine Ripes-Greenhouse	per pound	1.29-2.99	231	1.84		1.49-1.99	30	1.74		1.49-2.49	228	2.38	
Tomatoes Vine Ripes, On The Vine-Greenhouse	per pound	0.99-2.49	511	2.01		1.48-1.99	506	1.86		0.99-3.99	340	1.67	13
Tomatoes, Cherry	1 pint package									1.50-2.50	30	2.03	
Tomatoes, Grape Type	1 pint package	1.99-3.99	304	2.60		1.99-2.50	289	2.41		1.69-3.00	203	2.35	
Tomatoes, Grape Type	10 oz package	2.50-3.99	33	3.10		2.50-3.00	91	2.91		1.49-3.33	19	2.65	
Tomatoes, Plum Type Roma	per pound	0.99-2.49	378	1.20		0.75-1.88	383	0.93		0.89-1.29	475	1.03	
Tomatillos	per pound									0.79-1.37	53	0.96	

VEGETABLES - ORGANIC

Beans Round Green Type	per pound	2.49	9	2.49									
Broccoli Baby Hybrid Type	per pound									3.34	67	3.34	
Broccoli Crown Cut	per pound									2.79	245	2.79	
Carrots	per bunch	2.99	19	2.99									
Carrots Baby Peeled	1 lb bag	1.99-2.50	286	2.39						1.50-1.99	37	1.62	
Cauliflower	each	3.99	183	3.99		3.99	14	3.99					
Celery	per pound									2.99	199	2.99	
Celery Hearts	each	2.99	14	2.99						2.99	22	2.99	
Cilantro	per bunch	1.49-1.99	17	1.73									
Cucumbers Long Seedless-Greenhouse	each	2.99	79	2.99						2.50	39	2.50	
Greens Kale	per bunch	1.99	9	1.99									
Lettuce, Iceberg	each									2.98	9	2.98	
Lettuce, Other Green Leaf	each									1.79	13	1.79	
Lettuce, Other Red Leaf	each									1.79	13	1.79	
Lettuce, Romaine	each	2.50	8	2.50									
Lettuce, Romaine Hearts	3 count package	3.99-4.99	237	4.15		2.98-4.99	221	3.29		3.99	10	3.99	
Mushrooms White	8 oz package	3.99	19	3.99						2.00	20	2.00	

Wtd Avg - Simple weighted average



Commodity Variety	Unit	NORTHEAST U.S.				SOUTHEAST U.S.				MIDWEST U.S.			
		Price Range	Stores with Ads	Wtd Avg Price	% Marked Local	Price Range	Stores with Ads	Wtd Avg Price	% Marked Local	Price Range	Stores with Ads	Wtd Avg Price	% Marked Local
Mushrooms White	6 oz package	2.99	9	2.99									
Onions Green	per bunch	0.99-1.29	440	1.00		0.99	74	0.99					
Peppers, Bell Type Green	each					0.98	187	0.98					
Peppers, Bell Type Orange	per pound									3.49	13	3.49	
Peppers, Bell Type Red	per pound									3.49	13	3.49	
Peppers, Bell Type Yellow	per pound									3.49	13	3.49	
Peppers, Other Mixed Mini Sweet Types	1 lb package									4.99	8	4.99	
Salad Mixed Types	10 - 12 oz package	4.99-6.49	55	5.24						4.00-4.99	80	4.45	
Salad Mixed Types	5 - 9 oz package	2.99-4.99	691	3.75		3.99	14	3.99		2.99-3.50	125	3.23	
Spinach Flat, Baby Type	10 oz package									4.99	21	4.99	
Spinach Flat, Baby Type	5 - 6 oz package	2.50	322	2.50						3.00	11	3.00	
Squash Yellow Crookneck/Straightneck	per pound									1.99	23	1.99	100
Squash Zucchini	per pound	2.29-2.49	451	2.29		2.29	530	2.29		1.49-1.99	771	1.89	3
Sweet Potatoes	per pound	1.99	10	1.99									
Tomatoes	per pound	2.99	8	2.99						2.49	13	2.49	
Tomatoes Vine Ripes	per pound	1.99	9	1.99									
Tomatoes Vine Ripes, On The Vine-Greenhouse	per pound	2.69-3.99	269	3.77						2.69	6	2.69	
Tomatoes, Cherry	1 pint package									0.99-2.50	29	2.14	
Tomatoes, Grape Type	1 pint package	2.99-3.99	461	3.11		2.99	14	2.99		3.00-3.99	26	3.38	
Tomatoes, Grape Type	10 oz package	3.49-4.69	462	3.54		3.49	530	3.49		3.49	735	3.49	
Tomatoes, Plum Type Roma	per pound					3.00	3	3.00					
OTHER SPECIALTY CROPS ITEMS													
Hemp Seeds-Shelled	16 oz package	14.39	122	14.39						14.69	67	14.69	
SEASONAL ITEMS													
Rose, Hybrid Tea	bunched 12s	10.98-10.99	202	10.98		10.98	14	10.98		9.99-10.99	22	10.54	



Commodity Variety	Unit	SOUTH CENTRAL U.S.				SOUTHWEST U.S.				NORTHWEST U.S.			
		Price Range	Stores with Ads	Wtd Avg Price	% Marked Local	Price Range	Stores with Ads	Wtd Avg Price	% Marked Local	Price Range	Stores with Ads	Wtd Avg Price	% Marked Local
FRUITS													
Apples Braeburn	per pound									0.88	9	0.88	
Apples Fuji	per pound					0.89-1.99	59	1.47		0.88-1.99	406	1.75	2
Apples Fuji	5 lb bag					3.99	42	3.99					
Apples Gala	per pound					0.50-2.69	627	1.87					
Apples Granny Smith	per pound									1.99	287	1.99	
Apples Honeycrisp	per pound	0.99-3.49	194	1.80		1.99	8	1.99		1.99-2.79	65	2.74	94
Apples Pink Lady/Cripps Pink	per pound	1.29-1.49	169	1.30		1.49	2	1.49		1.69	11	1.69	
Apples Pink Lady/Cripps Pink	3 lb bag	5.49	293	5.49		5.49	365	5.49		5.49	72	5.49	
Apples, Processed Juice	64 oz (1/2 gallon)	1.67-2.50	308	2.30		1.25-3.50	256	2.49		1.25-2.99	266	2.53	
Apples, Processed Juice Marked Cider	64 oz (1/2 gallon)	1.67-2.50	113	2.46		1.25-2.50	45	1.63		1.25-2.50	34	1.55	
Apricots	per pound	3.99	15	3.99		3.99	352	3.99	100	1.98-4.99	89	3.36	19
Avocados Hass	each	0.39-1.75	798	0.85		0.33-2.00	738	1.19		0.99	23	0.99	
Bananas	per pound	0.50-0.79	73	0.53		0.50-0.59	107	0.55		0.69	23	0.69	
Blueberries	6 oz package	1.29-3.34	235	2.86		0.79-3.99	299	2.41		1.67-2.50	291	1.68	
Blueberries	1 pint package	0.99-3.99	701	2.78		1.99-2.00	63	1.99		1.50-1.99	31	1.72	
Blueberries	18 oz package	3.98-3.99	362	3.99		3.98-5.00	608	4.21		3.99-5.98	91	5.76	
Cantaloups	each	1.99-3.99	727	2.64	13	1.97-3.00	156	2.19		2.50-3.79	13	2.90	
Cantaloups	per pound	0.44-0.67	172	0.58		0.25-0.99	206	0.47		0.69-0.99	90	0.73	
Cherries Rainier	per pound	4.99-8.99	320	6.61		5.99	10	5.99		4.98-7.98	246	6.78	40
Cherries Red Varieties	per pound	1.49-4.49	1,566	3.10		0.99-4.99	1,646	3.92		2.28-5.99	423	3.53	14
Clementines	3 lb bag	5.99	10	5.99		2.88-6.99	371	3.61		3.99	4	3.99	
Clementines	2 lb bag	2.99	5	2.99									
Fruit, Other Cactus Pears	per pound					0.99	9	0.99					
Fruit, Other Cactus Pears	each					0.50	55	0.50					
Grapefruit Red	each	0.89	10	0.89		0.89	8	0.89					
Grapefruit Red	per pound	1.49	6	1.49		0.33-1.49	9	0.59		1.49	6	1.49	
Grapes Black Seedless	per pound	0.99-1.99	521	1.32		0.99-2.99	503	1.95					
Grapes Red Globe	per pound					1.29	42	1.29					
Grapes Red Seedless	per pound	0.90-2.99	1,049	1.63		0.98-2.99	1,268	1.99	12	0.99-2.99	223	2.49	
Grapes White Seedless Type	per pound	0.99-3.98	1,114	1.81		0.99-3.49	1,321	2.08	11	0.99-2.99	168	2.74	
Honeydews	per pound	0.67-1.39	148	0.82						1.29	7	1.29	

Wtd Avg - Simple weighted average



Commodity Variety	Unit	SOUTH CENTRAL U.S.				SOUTHWEST U.S.				NORTHWEST U.S.			
		Price Range	Stores with Ads	Wtd Avg Price	% Marked Local	Price Range	Stores with Ads	Wtd Avg Price	% Marked Local	Price Range	Stores with Ads	Wtd Avg Price	% Marked Local
Kiwifruit Hayward	each	0.67-1.50	52	0.93									
Lemons	each					0.20	8	0.20					
Lemons	per pound					0.50-0.89	113	0.67					
Lemons	2 lb bag	3.49	9	3.49									
Limes	each	0.09-0.25	120	0.12		0.33-0.39	184	0.39		0.20-0.33	42	0.31	
Limes	per pound					0.50-1.25	187	0.73					
Mangoes	each	0.50-2.00	815	0.74		0.16-1.50	1,347	0.87		0.79-2.50	166	1.51	
Misc Berries Blackberries	5.6 - 6 oz package	1.49-3.34	553	2.24	5	2.99-4.99	81	3.19					
Nectarines Various White Flesh Varieties	per pound	2.49-3.49	592	2.79		1.50-3.69	494	2.78	30	1.49-3.69	370	1.62	
Nectarines Various Yellow Flesh Varieties	per pound	1.47-3.49	1,141	2.20		0.99-3.99	1,754	2.30	51	1.49-3.69	536	2.00	
Oranges Navel	each	0.25-1.25	94	0.56									
Oranges Navel	per pound	0.97	47	0.97		0.88-1.69	498	1.45					
Oranges Navel	3 lb bag	4.99	29	4.99									
Oranges Navel	4 lb bag	4.99	163	4.99									
Oranges Valencia	per pound					0.33-0.99	80	0.86					
Papaya Maradol/Tainung Types	per pound	0.89-0.99	278	0.90		0.89-1.50	313	1.02		0.99	14	0.99	
Papaya Solo Type	per pound					0.99	103	0.99					
Peaches Various White Flesh Varieties	per pound	1.89-3.49	325	2.98		1.50-4.14	566	2.59	26	1.48-2.48	407	1.54	
Peaches Various Yellow Flesh Varieties	per pound	1.68-3.49	739	2.53		1.29-4.14	1,644	2.33	55	1.48-2.99	664	2.08	
Pears D'Anjou	per pound	1.99	42	1.99									
Pineapples	each	0.99-3.99	553	1.85		2.99-4.59	21	3.88		3.98-4.99	70	4.86	
Pineapples	per pound	0.69	65	0.69		0.33-0.99	264	0.51		0.89-0.99	115	0.92	
Plums	per pound	1.48-3.98	615	2.43		0.99-2.99	548	2.96	91	2.99	97	2.99	
Plums Interspecific Type	per pound	2.99-4.99	209	3.95		2.69-3.69	26	3.32					
Raspberries Red	6 oz package	2.50-3.34	205	3.09		2.99-4.99	81	3.19					
Strawberries	1 lb package	2.98-3.99	251	3.23		1.67-4.99	1,075	3.64	33	1.67-3.49	372	1.87	
Strawberries	2 lb package	2.99-5.99	396	4.52		3.98-5.00	595	4.48		3.99-5.49	137	5.34	
Tangerines	per pound	1.50	65	1.50									
Tangerines	3 lb bag	2.99-3.99	463	3.94		3.99-4.49	196	4.01		3.49-3.99	137	3.94	
Tangerines	2 lb bag	3.99	60	3.99									
Watermelons	per pound					0.25-0.33	61	0.26					

Wtd Avg - Simple weighted average



Commodity Variety	Unit	SOUTH CENTRAL U.S.				SOUTHWEST U.S.				NORTHWEST U.S.			
		Price Range	Stores with Ads	Wtd Avg Price	% Marked Local	Price Range	Stores with Ads	Wtd Avg Price	% Marked Local	Price Range	Stores with Ads	Wtd Avg Price	% Marked Local
Red Flesh Seeded Type													
Watermelons Red Flesh Seedless Miniature	each	2.48-3.00	133	2.73		1.50-3.99	195	3.77	75	4.99-5.99	91	5.64	
Watermelons Red Flesh Seedless Miniature	per pound	0.67	107	0.67									
Watermelons Red Flesh Seedless Type	each	2.95-5.99	220	5.10		2.95-5.00	95	3.64		3.50-8.99	7	6.64	
Watermelons Red Flesh Seedless Type	per pound					0.33-0.68	258	0.46		0.68-0.99	35	0.84	
FRUITS - ORGANIC													
Apples Fuji	per pound	1.99	42	1.99									
Apples Gala	per pound	1.99	42	1.99									
Apricots	per pound	4.10	75	4.10		4.10	109	4.10		3.99-4.10	101	4.01	
Avocados Hass	each	0.99-1.99	284	1.37		0.99-2.00	408	1.90		0.99-1.99	158	1.82	
Bananas	per pound	0.99	6	0.99						0.99	10	0.99	
Blueberries	6 oz package	3.99	29	3.99									
Blueberries	1 pint package	3.99	66	3.99		3.50-6.66	301	4.66		4.99	35	4.99	
Blueberries	18 oz package					8.99	187	8.99					
Cantaloups	each	3.99	42	3.99									
Cantaloups	per pound									1.49	9	1.49	
Cherries Rainier	per pound									6.99	7	6.99	100
Cherries Red Varieties	per pound					6.99	13	6.99		4.98-5.99	80	5.51	21
Grapes Red Seedless	per pound	2.99	34	2.99		1.99-3.99	275	2.51	53				
Grapes White Seedless Type	per pound	2.99-4.99	76	4.10		1.99-3.99	255	2.45	57				
Mangoes	each	2.00-2.50	124	2.46						1.25-2.50	7	1.43	
Nectarines Various White Flesh Varieties	per pound	3.32	75	3.32		3.32-3.99	125	3.41		2.49-4.99	99	3.08	
Nectarines Various Yellow Flesh Varieties	per pound	2.99-3.99	103	3.45		3.32	109	3.32		2.49-4.99	486	3.60	
Peaches Various White Flesh Varieties	per pound					3.99-4.99	24	4.32		2.49-4.99	77	3.01	
Peaches Various Yellow Flesh Varieties	per pound	2.99-3.99	96	3.94		1.99-4.99	19	3.25		2.49-4.99	576	3.72	
Pineapples	each	1.98	17	1.98									
Plums	per pound					2.99	21	2.99					
Plums Interspecific Type	per pound	2.99	5	2.99									

Wtd Avg - Simple weighted average



Commodity Variety	Unit	SOUTH CENTRAL U.S.				SOUTHWEST U.S.				NORTHWEST U.S.			
		Price Range	Stores with Ads	Wtd Avg Price	% Marked Local	Price Range	Stores with Ads	Wtd Avg Price	% Marked Local	Price Range	Stores with Ads	Wtd Avg Price	% Marked Local
Raspberries Red	6 oz package	3.50	107	3.50		3.50-5.79	198	3.66					
Strawberries	1 lb package	3.50-4.99	247	3.86		3.50-4.99	724	4.34		3.50	9	3.50	
Strawberries	2 lb package	5.99	61	5.99		8.99	187	8.99					
Watermelons Red Flesh Seedless Type	per pound					0.69	11	0.69		0.99	16	0.99	

ONIONS AND POTATOES

Onions, Dry Red	per pound	1.29	23	1.29		0.79-1.99	53	1.49		1.28	17	1.28	
Onions, Dry White	per pound	0.50-1.19	430	0.74		0.50-1.29	519	0.91					
Onions, Dry Yellow	per pound	0.79	107	0.79	100	0.50-2.49	250	0.96		0.99	23	0.99	
Onions, Dry Yellow	3 lb bag	2.48-2.50	184	2.49									
Onions, Dry Yellow	5 lb bag									2.98	9	2.98	
Onions, Dry Yellow Marked Sweet	per pound	0.98-1.49	515	1.15		1.99	10	1.99		0.98-1.99	329	1.32	
Onions, Dry Yellow Marked Sweet	2 lb bag	2.77	47	2.77									
Onions, Dry Yellow Marked Sweet	3 lb bag	3.49-3.99	17	3.75									
Potatoes Round Red	per pound					0.88-1.49	310	1.40					
Potatoes Round Red	5 lb bag	2.79-3.99	27	3.55									
Potatoes Russet	per pound	0.79-1.49	202	1.09	53								
Potatoes Russet	5 lb bag	2.50-4.99	320	3.28		3.79	146	3.79					
Potatoes Russet	10 lb bag	3.99-4.98	113	4.08		6.99	11	6.99		3.98-4.99	19	4.51	
Potatoes Yellow Type	per pound					0.88-1.49	54	0.97					
Potatoes Yellow Type	3 lb bag									1.98	6	1.98	
Potatoes Yellow Type	5 lb bag	3.99	17	3.99									

ONIONS AND POTATOES - ORGANIC

Onions, Dry Red	per pound					2.29	8	2.29		1.99	287	1.99	
Onions, Dry White	per pound									1.99	287	1.99	
Onions, Dry Yellow	per pound	1.49	92	1.49		1.49-2.29	31	1.70		1.49-2.49	335	1.98	
Onions, Dry Yellow Marked Sweet	per pound									1.49	16	1.49	

VEGETABLES

Artichokes	each	2.00-2.50	116	2.46		2.99-3.00	544	3.00	65	1.67-3.00	108	2.31	
Asparagus Green	per pound	1.99-3.79	525	2.79		1.99-4.99	762	3.67		1.99-2.99	138	2.09	
Bok Choy	per pound	0.99	7	0.99									

Wtd Avg - Simple weighted average



Commodity Variety	Unit	SOUTH CENTRAL U.S.				SOUTHWEST U.S.				NORTHWEST U.S.			
		Price Range	Stores with Ads	Wtd Avg Price	% Marked Local	Price Range	Stores with Ads	Wtd Avg Price	% Marked Local	Price Range	Stores with Ads	Wtd Avg Price	% Marked Local
Beans Round Green Type	per pound	1.49	95	1.49		0.99-1.99	311	1.84		0.99-1.99	20	1.84	85
Broccoli	per pound	2.29	14	2.29		0.69-0.98	134	0.85					
Broccoli	per bunch	2.99-3.49	38	3.37									
Broccoli Crown Cut	per pound	0.99-2.49	272	1.62		1.99-2.49	19	2.28		1.69-2.99	21	2.37	
Brussels Sprouts	per pound	2.99	348	2.99		1.99-2.99	410	2.53		2.99	14	2.99	
Beets	per pound					0.79-0.99	51	0.95					
Cabbage Round Green Type	per pound	0.33-0.69	53	0.51		0.33-1.19	119	0.73		0.69-0.79	105	0.77	16
Carrots	per pound	0.50	65	0.50		0.50	61	0.50					
Carrots	2 lb bag					1.50	9	1.50		1.79	79	1.79	
Carrots Baby Peeled	1 lb bag	0.99-1.29	242	1.17		1.19-1.50	155	1.49	94	1.49-1.50	17	1.50	
Carrots Baby Peeled	2 lb bag	2.49	67	2.49									
Cauliflower	each	2.99	9	2.99		1.50	40	1.50		1.50	3	1.50	
Cauliflower	per pound					0.69-0.98	134	0.85		1.69	10	1.69	
Celery	each	1.29-1.79	107	1.49									
Celery Hearts	each	2.49	6	2.49									
Cilantro	per bunch	0.49-0.79	199	0.69	54	0.33-1.25	231	0.94	63				
Corn-Sweet	each	0.17-0.60	615	0.35		0.25-0.60	156	0.52					
Cucumbers	each	0.33-0.99	644	0.63	17	0.25-2.00	693	1.05		0.50-1.00	104	0.76	
Cucumbers Long Seedless-Greenhouse	each	1.50-1.88	71	1.72		0.99	53	0.99		0.79	61	0.79	
Eggplant	per pound					1.49	256	1.49					
Eggplant	each	0.99	65	0.99		2.00-2.49	154	2.03					
Garlic	per sleeve	0.50-1.39	129	0.95		1.99	53	1.99					
Greens Collard	per bunch	1.27	47	1.27									
Greens Kale	per bunch					0.50-1.69	79	0.96	10				
Greens Mustard	per bunch	1.27	47	1.27									
Greens Turnip Tops	per bunch	1.27	47	1.27									
Lettuce, Iceberg	each	1.29-1.99	181	1.57		0.99	6	0.99		1.49	36	1.49	
Lettuce, Other Green Leaf	each	0.99	107	0.99	100	0.50-2.29	77	1.36		0.98-2.29	134	1.32	60
Lettuce, Other Red Leaf	each	0.99	107	0.99	100	0.50-2.29	77	1.36		1.50-2.29	53	1.83	
Lettuce, Romaine	each	0.99	107	0.99	100	0.99-2.29	112	1.27		1.50-2.29	53	1.83	
Lettuce, Romaine Hearts	3 count package	1.99-3.99	102	3.28		2.50	55	2.50					
Mushrooms Portobella	8 oz package									3.49	22	3.49	

Wtd Avg - Simple weighted average



Commodity Variety	Unit	SOUTH CENTRAL U.S.				SOUTHWEST U.S.				NORTHWEST U.S.			
		Price Range	Stores with Ads	Wtd Avg Price	% Marked Local	Price Range	Stores with Ads	Wtd Avg Price	% Marked Local	Price Range	Stores with Ads	Wtd Avg Price	% Marked Local
Mushrooms Portobella	6 oz package	1.99-2.99	326	2.15	16					3.29	23	3.29	
Mushrooms White	per pound	2.99	42	2.99									
Mushrooms White	8 oz package	1.50-2.19	227	1.64		1.99-3.49	87	2.21		2.00-3.49	39	2.84	
Onions Green	per bunch	0.50-0.99	213	0.76	50	0.33-1.25	334	0.79	44				
Peppers, Bell Type Green	per pound					0.79-1.49	17	1.16					
Peppers, Bell Type Green	each	0.50-1.19	330	0.64		0.50-1.00	440	0.93		1.50	9	1.50	
Peppers, Bell Type Orange	each	0.88-1.50	273	1.04		0.77-1.50	92	1.14		0.88-1.99	445	1.61	
Peppers, Bell Type Orange-Greenhouse	per pound					3.49	8	3.49					
Peppers, Bell Type Red	each	0.88-1.50	349	1.04		0.25-1.50	99	1.07		0.79-1.99	468	1.58	
Peppers, Bell Type Yellow	each	0.88-1.50	273	1.04		0.77-1.50	92	1.14		0.79-1.99	462	1.58	
Peppers, Bell Type Yellow-Greenhouse	per pound					3.49	8	3.49					
Peppers, Other Jalapeno	per pound	0.99-1.79	482	1.29		0.99-2.49	359	1.05		0.99-2.49	54	1.71	
Peppers, Other Mixed Mini Sweet Types	1 lb package									4.49	23	4.49	
Peppers, Other Serrano	per pound	0.99	65	0.99									
Radishes	per bunch	0.99	107	0.99	100	0.33-1.25	210	0.98	70				
Radishes	1 lb bag					0.59	95	0.59					
Salad Mixed Types	10 - 12 oz package	1.29-3.99	851	3.13		1.98-3.99	806	3.14	25	1.98-3.99	410	3.27	
Salad Mixed Types	5 - 9 oz package	1.50-3.00	166	2.74		1.98-3.50	685	2.27	29	1.98-3.99	338	3.12	
Spinach	per bunch	0.99	107	0.99	100	0.50-0.89	127	0.68	42				
Spinach Flat, Baby Type	10 oz package					1.49-1.50	15	1.50					
Squash Grey	per pound	0.79-0.98	103	0.85		0.33-0.99	193	0.79		1.78	8	1.78	
Squash Yellow Crookneck/Straightneck	per pound	0.98-1.99	909	1.32	32					1.29-1.49	202	1.47	39
Squash Zucchini	per pound	0.98-1.99	909	1.32	32	0.69-1.99	384	0.99		1.29-1.78	291	1.48	27
Sweet Potatoes	per pound	0.50-1.48	173	0.94		2.49	40	2.49					
Tomatoes	per pound	1.29-2.99	155	1.98	34	0.49-2.99	303	1.54		1.48-1.79	51	1.67	
Tomatoes Vine Ripe - Heirloom Varieties-Greenhouse	per pound									4.99	11	4.99	
Tomatoes Vine Ripes	per pound	1.48-2.49	145	1.74	52	1.99	199	1.99		1.69-2.29	36	2.03	
Tomatoes Vine Ripes-Greenhouse	per pound	0.97-2.99	368	1.27									
Tomatoes Vine Ripes, On The Vine-Greenhouse	per pound	1.48-1.99	309	1.73		0.99-3.99	804	2.68		0.99	3	0.99	
Tomatoes, Grape Type	1 pint package	1.69-2.50	48	2.07		2.00-2.49	199	2.42					
Tomatoes, Grape Type	10 oz	1.49-3.50	340	2.12									

Wtd Avg - Simple weighted average



Commodity Variety	Unit	SOUTH CENTRAL U.S.				SOUTHWEST U.S.				NORTHWEST U.S.			
		Price Range	Stores with Ads	Wtd Avg Price	% Marked Local	Price Range	Stores with Ads	Wtd Avg Price	% Marked Local	Price Range	Stores with Ads	Wtd Avg Price	% Marked Local
	package												
Tomatoes, Plum Type Roma	per pound	0.69-1.79	944	1.08		0.89-2.69	664	1.55		0.98-2.69	283	1.30	
Tomatillos	per pound	0.69-1.19	279	0.80		0.33-1.29	190	0.84		1.28	17	1.28	
Vegetables Other Cactus Leaf (Nopales)	per pound	0.79-2.99	36	1.43		0.50-1.48	14	1.06		1.48	17	1.48	
Vegetables Other Cactus Leaf (Nopales)	each	0.25	65	0.25									
VEGETABLES - ORGANIC													
Asparagus Green	per pound	2.99	115	2.99		2.99-7.49	195	3.17		2.99	124	2.99	
Broccoli	per bunch									2.50	6	2.50	
Broccoli Baby Hybrid Type	per bunch	3.34	75	3.34		3.33	109	3.33		3.34	22	3.34	
Beets	per bunch									2.50	11	2.50	
Cabbage Red Type	per pound									1.99	61	1.99	100
Cabbage Round Green Type	per pound					1.49	146	1.49		1.99	61	1.99	100
Carrots Baby Peeled	1 lb bag					1.99	14	1.99		1.98	81	1.98	
Cauliflower	each					2.49	146	2.49					
Celery Hearts	each	2.99	42	2.99									
Cilantro	per bunch					1.29	392	1.29		1.79	61	1.79	100
Corn-Sweet	each					1.49	5	1.49					
Cucumbers Long Seedless-Greenhouse	each	2.50	90	2.50									
Greens Kale	per bunch					1.67-2.69	39	1.97		1.99-2.50	142	2.28	100
Lettuce, Iceberg	each					2.49	146	2.49					
Lettuce, Other Green Leaf	each	1.79	92	1.79		1.79	23	1.79		1.79	26	1.79	
Lettuce, Other Red Leaf	each	1.79	92	1.79		1.79	23	1.79		1.79	26	1.79	
Lettuce, Romaine	each					1.99	16	1.99					
Lettuce, Romaine Hearts	3 count package	2.50	9	2.50		2.99	53	2.99		3.99	7	3.99	
Mushrooms White	8 oz package	2.50	17	2.50									
Onions Green	per bunch					1.29	392	1.29		1.79	61	1.79	100
Peppers, Bell Type Orange	per pound	3.49	92	3.49		3.49	23	3.49		3.49	26	3.49	
Peppers, Bell Type Orange	each									2.50	11	2.50	
Peppers, Bell Type Red	per pound	3.49	92	3.49		3.49	23	3.49		3.49	26	3.49	
Peppers, Bell Type Red	each									2.50	11	2.50	
Peppers, Bell Type Yellow	per pound	3.49	92	3.49		3.49	23	3.49		3.49	26	3.49	
Peppers, Bell Type Yellow	each									2.50	11	2.50	

Wtd Avg - Simple weighted average



Commodity Variety	Unit	SOUTH CENTRAL U.S.				SOUTHWEST U.S.				NORTHWEST U.S.			
		Price Range	Stores with Ads	Wtd Avg Price	% Marked Local	Price Range	Stores with Ads	Wtd Avg Price	% Marked Local	Price Range	Stores with Ads	Wtd Avg Price	% Marked Local
Peppers, Other Mixed Mini Sweet Types	1 lb package					4.99	352	4.99		6.99	61	6.99	
Radishes	per bunch					1.29	392	1.29		1.79	61	1.79	100
Salad Mixed Types	1 lb bag					5.98	8	5.98		5.98	17	5.98	
Salad Mixed Types	10 - 12 oz package	4.99	27	4.99									
Salad Mixed Types	5 - 9 oz package	3.00-5.99	168	3.73		1.99-3.99	445	3.53		4.49	23	4.49	
Spinach Flat, Baby Type	5 - 6 oz package	3.34	64	3.34									
Squash Yellow Crookneck/Straightneck	per pound									1.98	21	1.98	
Squash Zucchini	per pound	1.49-1.59	366	1.56		0.99-2.39	50	1.61		1.49-1.98	47	1.71	
Tomatoes	per pound	2.49	92	2.49		2.49-4.99	39	3.52	41	2.49	26	2.49	
Tomatoes Vine Ripes, On The Vine-Greenhouse	per pound					3.49-3.99	14	3.70		3.49-3.99	366	3.88	
Tomatoes, Cherry	1 pint package					2.50	13	2.50		4.99	26	4.99	
Tomatoes, Grape Type	1 pint package					2.50	13	2.50					
Tomatoes, Grape Type	10 oz package	3.99	274	3.99									
Tomatoes, Plum Type Roma	per pound					1.59	53	1.59					
OTHER SPECIALTY CROPS ITEMS													
Hemp Seeds-Shelled	8 oz package	9.99	107	9.99		9.49-9.99	293	9.80					
Hemp Seeds-Shelled	16 oz package	15.49	75	15.49									
OTHER SPECIALTY CROPS ITEMS - ORGANIC													
Hemp Protein	16 oz package					13.99	109	13.99					
Hemp (Seeds) Oil	16 oz	16.99	107	16.99		16.99	184	16.99					
Hemp Seeds-Shelled	7 oz package					10.99-11.99	293	11.62					
Hemp Seeds-Shelled	12 oz package					17.99	184	17.99					
Hemp Seeds-Shelled	16 oz package	14.99	107	14.99		14.99	184	14.99					
SEASONAL ITEMS													
Rose, Hybrid Tea	bunched 12s	13.00	17	13.00		12.00-12.99	97	12.56		12.99	9	12.99	
Tulips	bunched 10s					8.99	26	8.99					



Commodity Variety	Unit	ALASKA U.S.				HAWAII U.S.			
		Price Range	Stores with Ads	Wtd Avg Price	% Marked Local	Price Range	Stores with Ads	Wtd Avg Price	% Marked Local
FRUITS									
Apples Fuji	per pound	2.99	11	2.99					
Apples Fuji	3 lb bag	4.19-5.49	12	5.38		5.29	7	5.29	
Apples Gala	3 lb bag	4.19-5.49	12	5.38					
Apples Granny Smith	per pound	2.99	11	2.99					
Apples Pink Lady/Cripps Pink	per pound					1.99	7	1.99	
Apples Pink Lady/Cripps Pink	3 lb bag	5.49	11	5.49					
Apples, Processed Juice	64 oz (1/2 gallon)	2.99	2	2.99					
Apples, Processed Juice Marked Cider	64 oz (1/2 gallon)	2.99	2	2.99					
Apricots	per pound	4.98-4.99	5	4.98					
Avocados Hass	each	1.25-2.29	30	2.22					
Bananas	per pound	1.19	2	1.19		1.29	3	1.29	
Blueberries	18 oz package	6.79-7.69	10	7.60					
Cherries Rainier	per pound	7.99	9	7.99					
Cherries Red Varieties	per pound	3.99-5.49	54	5.11		4.99-7.54	31	5.32	
Fruit, Other Apple Pears	per pound					3.99	33	3.99	
Grapefruit Red	each					1.89	7	1.89	
Grapes Red Seedless	per pound	3.19-3.68	4	3.56		2.99-3.19	27	3.16	
Grapes White Seedless Type	per pound	3.19-3.68	4	3.56		2.99-4.89	30	3.33	
Honeydews	per pound	1.89	1	1.89		2.29	3	2.29	
Nectarines Various White Flesh Varieties	per pound	1.99	11	1.99		2.99-3.19	27	3.16	
Nectarines Various Yellow Flesh Varieties	per pound	1.99-3.99	40	3.43		2.99	56	2.99	
Oranges Valencia	per pound	1.49	1	1.49					
Papaya Maradol/Tainung Types	per pound					1.29	4	1.29	100
Papaya Solo Type	per pound					1.49	23	1.49	100
Peaches Various White Flesh Varieties	per pound	1.99	11	1.99					
Peaches Various Yellow Flesh Varieties	per pound	1.99-4.48	43	3.50		2.99-3.99	30	3.22	
Pears D'Anjou	per pound					1.89	7	1.89	
Plums	per pound	3.88	3	3.88					

Wtd Avg - Simple weighted average



Commodity Variety	Unit	ALASKA U.S.				HAWAII U.S.			
		Price Range	Stores with Ads	Wtd Avg Price	% Marked Local	Price Range	Stores with Ads	Wtd Avg Price	% Marked Local
Strawberries	1 lb package	3.49-4.99	43	4.76					
Strawberries	2 lb package	8.49	11	8.49					
Tangerines	3 lb bag	5.99	11	5.99					
Tangerines	2 lb bag					3.00	33	3.00	
Watermelons Red Flesh Seeded Type	per pound					1.69	7	1.69	
Watermelons Red Flesh Seedless Miniature	each	5.49	2	5.49					
Watermelons Red Flesh Seedless Type	per pound	1.38-1.69	31	1.66		0.89-1.29	36	1.26	
FRUITS - ORGANIC									
Apricots	per pound					5.33	4	5.33	
Avocados Hass	each	2.00	3	2.00					
Blueberries	6 oz package	5.28	3	5.28					
Blueberries	18 oz package					8.65	4	8.65	
Lemons	each	1.19	1	1.19					
Nectarines Various White Flesh Varieties	per pound					4.32	4	4.32	
Nectarines Various Yellow Flesh Varieties	per pound	3.99	11	3.99		4.32	4	4.32	
Peaches Various Yellow Flesh Varieties	per pound	3.99	11	3.99					
Strawberries	1 lb package	5.28	3	5.28					
ONIONS AND POTATOES									
Onions, Dry Red	per pound	1.99	28	1.99					
Onions, Dry White	per pound	1.48-1.99	31	1.94					
Onions, Dry Yellow	per pound	1.49	1	1.49					
Onions, Dry Yellow Marked Sweet	per pound	1.69-1.99	48	1.89		1.59	7	1.59	
Potatoes Round Red	per pound					1.49	7	1.49	
Potatoes Russet	per pound	1.99	28	1.99					
Potatoes Russet	5 lb bag	7.98	3	7.98		4.99	3	4.99	
ONIONS AND POTATOES - ORGANIC									

Wtd Avg - Simple weighted average



Commodity Variety	Unit	ALASKA U.S.				HAWAII U.S.			
		Price Range	Stores with Ads	Wtd Avg Price	% Marked Local	Price Range	Stores with Ads	Wtd Avg Price	% Marked Local
Onions, Dry Red	per pound	2.49	11	2.49					
Onions, Dry White	per pound	2.49	11	2.49					
Onions, Dry Yellow	per pound	2.49	11	2.49					
VEGETABLES									
Asparagus Green	per pound	2.99	11	2.99					
Beans Round Green Type	per pound	2.98	3	2.98	3.99	23	3.99		
Broccoli	per bunch				3.00	4	3.00		
Cabbage Round Green Type	per pound	1.28	3	1.28	0.99-1.29	44	1.24		
Carrots Baby Peeled	1 lb bag	1.89-2.29	12	2.26	1.69-2.59	10	2.32		
Celery	each	3.19	1	3.19					
Chinese Cabbage	per pound				1.49	23	1.49		
Corn-Sweet	each	1.98-1.99	31	1.99					
Cucumbers	per pound	1.25-1.58	12	1.33					
Lettuce, Iceberg	each	3.99	28	3.99	2.69	4	2.69		
Lettuce, Iceberg	per pound				2.79-2.99	56	2.87		
Lettuce, Other Green Leaf	each	2.00	3	2.00					
Mushrooms Portobella	6 oz package	4.99	2	4.99					
Onions Green	per bunch	0.69-1.29	37	1.14					
Peppers, Bell Type Green	per pound				2.59	7	2.59		
Peppers, Bell Type Orange	each	1.50-2.29	23	1.90					
Peppers, Bell Type Red	each	1.50-2.29	23	1.90					
Peppers, Bell Type Yellow	each	1.50-2.29	23	1.90					
Peppers, Other Mixed Mini Sweet Types	1 lb package	3.98-3.99	5	3.98					
Spinach	per bunch	1.99	1	1.99					
Squash Yellow Crookneck/Straightneck	per pound	1.99	11	1.99					
Squash Zucchini	per pound	1.99	11	1.99					
Sweet Potatoes	per pound				1.99	23	1.99	100	
Tomatoes	per pound	2.49	2	2.49	1.29-2.99	53	2.23	94	
Tomatoes Vine Ripes-Greenhouse	per pound	2.99	28	2.99					
Tomatoes Vine Ripes, On The	per pound	2.69	1	2.69					

Wtd Avg - Simple weighted average



Commodity Variety	Unit	ALASKA U.S.				HAWAII U.S.			
		Price Range	Stores with Ads	Wtd Avg Price	% Marked Local	Price Range	Stores with Ads	Wtd Avg Price	% Marked Local
Vine-Greenhouse									
Tomatoes, Grape Type	10 oz package	2.28	3	2.28					
Tomatoes, Plum Type Roma	per pound	1.99	9	1.99					
VEGETABLES - ORGANIC									
Asparagus Green	per pound	3.99	11	3.99					
Broccoli Baby Hybrid Type	per bunch					4.34	4	4.34	
Lettuce, Romaine	each	2.29	1	2.29					
Lettuce, Romaine Hearts	3 count package	4.28	3	4.28					
Onions Green	per bunch	0.89	1	0.89					
Peppers, Other Mixed Mini Sweet Types	1 lb package	5.99	1	5.99					
Squash Yellow Crookneck/Straightneck	per pound	2.98	3	2.98					
Squash Zucchini	per pound	2.98	3	2.98					
Tomatoes Vine Ripes, On The Vine-Greenhouse	per pound	4.49	11	4.49					

REGIONAL DEFINITIONS

As used in this report, regions include the following states:

NORTHEAST U.S.	Connecticut, Delaware, Massachusetts, Maryland, Maine, New Hampshire, New jersey, New York, Pennsylvania, Rhode Island and Vermont
SOUTHEAST U.S.	Alabama, Florida, Georgia, Mississippi, North Carolina, South Carolina, Tennessee, Virginia and West Virginia
MIDWEST U.S.	Iowa, Illinois, Indiana, Kentucky, Michigan, Minnesota, North Dakota, Nebraska, Ohio, South Dakota and Wisconsin
SOUTH CENTRAL U.S.	Arkansas, Colorado, Kansas, Louisiana, Missouri, New Mexico, Oklahoma, and Texas
SOUTHWEST U.S.	Arizona, California, Nevada and Utah
NORTHWEST U.S.	Idaho, Montana, Oregon, Washington, and Wyoming
ALASKA U.S.	Alaska
HAWAII U.S.	Hawaii