



Specialty Crops Market News Division

Agricultural
Marketing
Service

National Retail Report - Specialty Crops

Websites: www.marketnews.usda.gov/mnp/fv-home and <http://www.ams.usda.gov/mnreports/fvwretail.pdf>
and http://www.ams.usda.gov/mnreports/wa_lo100.txt

Volume XVII - Number 34

Issued Weekly

Friday, August 25, 2023

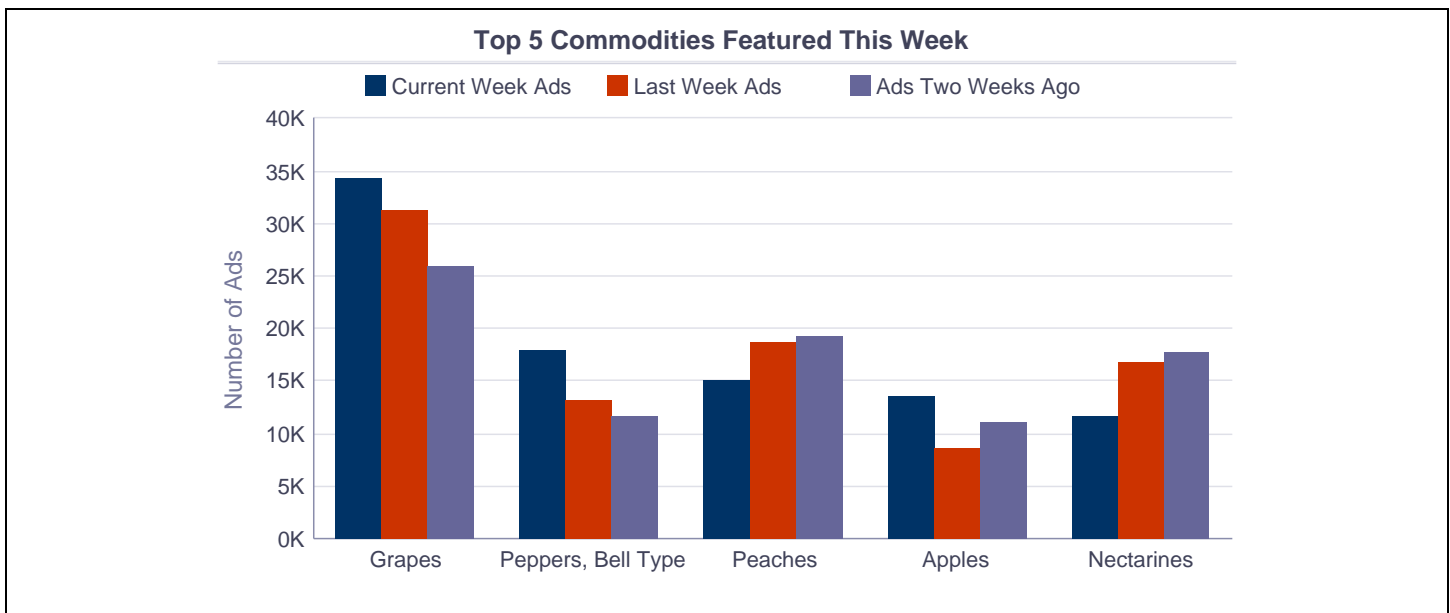
Advertised Prices for Specialty Crops at Major Retail Supermarket Outlets ending during the period of 08/19 to 08/31^{1,2}

Peachy Keen

It did not seem to escape retailers' notice this week that August is National Peach Month. Yellow, white, organic, and conventional peaches were promoted heavily in stores this week. A few flyers featured recipes for cobbler, pie, and grilled peaches. Grapes, nectarines, avocados, corn, cantaloupes, and plums did not need to ride on peaches' coattails, as they were popular in their own right. Even as a heat dome slides across the country, fall items were more numerous this week; miniature pumpkins, autumn chrysanthemums, and Halloween decorations were all featured. Back-to-school supplies and lunchbox favorites like tangerines, apples, and baby carrots occupied a good deal of ad space as districts continued to resume classes.

Total ad numbers this week were 281,165, a 3% decrease from last week's total of 289,097. The total for the same week last year was about the same as for this year. The total number of ads broken out by commodity groups: fruit 159,083 (57% of all ads), onions and potatoes 12,729 (5%), vegetables 101,361 (36%), herbs 318, ornamentals 3,751, and hemp 3,923. The number of ads for organic produce was 44,134, 16% of total ads.

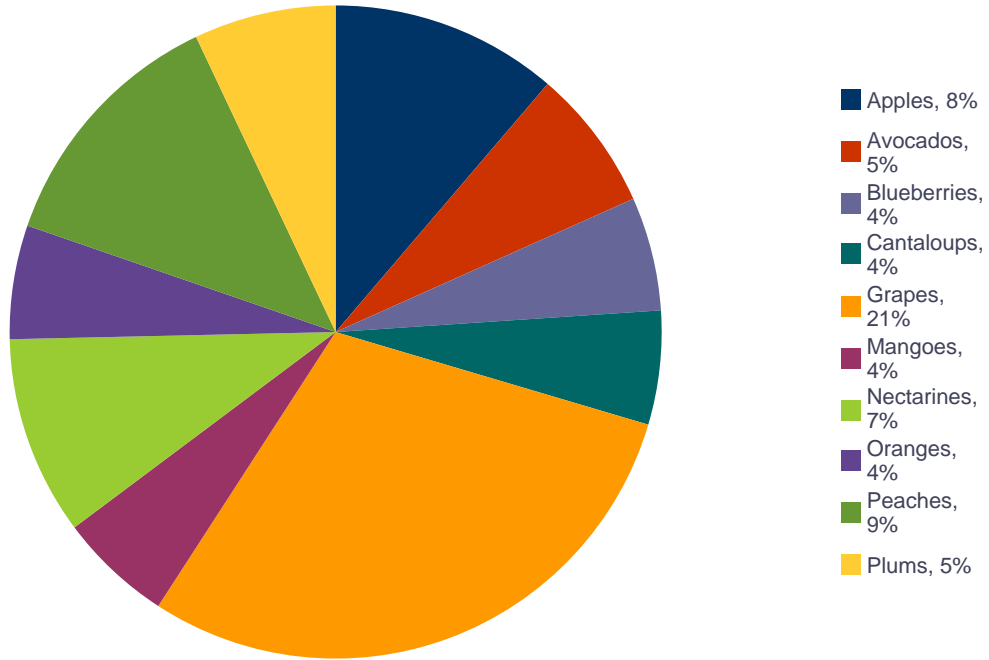
The following are the prices of major advertised items (3,000 plus ads) this week, compared to the same week last year. Significant increases in price for fruit this week included tangerines (3 lb.) at 15% and Bartlett pears at 14%. Significant decreases included avocados at 22% and red seedless grapes at 19%. There were no significant changes in price for onions and potatoes this week. There were no significant increases in price for vegetables this week. Significant decreases included cucumbers at 15%, green cabbage at 13%, and green bell peppers (each) at 10%.



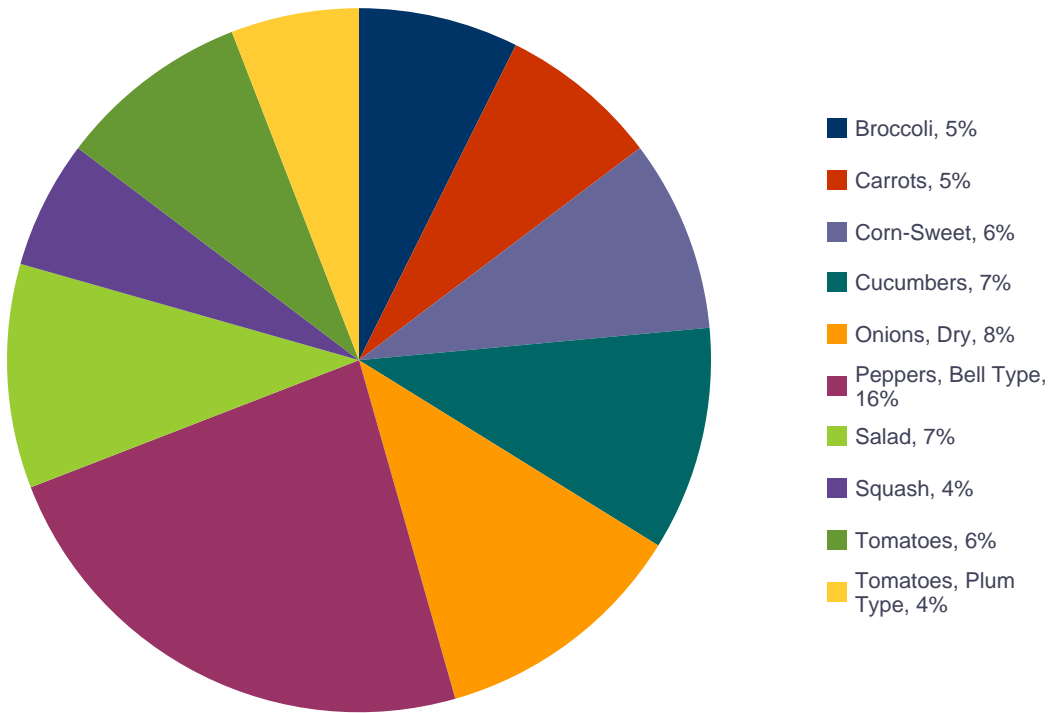
1 - Specialty Crops Market News surveys over 400 retailers, comprising over 30,300 individual stores, with online weekly advertised features.

2 - Date range reflects one week of data collection ending on the report date and encompasses ad pricing good from the Saturday before the report release date through the following Friday.

Top 10 Fruits as Percentage of Total Fruit Ads



Top 10 Vegetables as Percentage of Total Vegetable Ads Including Onions and Potatoes





NATIONAL SUMMARY

(not including AK & HI)

FRUITS								
Commodity	Variety	Unit	THIS WEEK		LAST WEEK		LAST YEAR	
			Stores With Ads	Wtd Avg Price	Stores With Ads	Wtd Avg Price	Stores With Ads	Wtd Avg Price
Apples	Braeburn	per pound	42	1.49	130	1.48	82	1.51
Apples	Fuji	per pound	535	1.75	833	1.81	520	2.10
Apples	Fuji	3 lb bag	933	4.39	393	4.10	43	5.92
Apples	Gala	per pound	1,509	1.54	2,502	1.62	1,588	1.37
Apples	Gala	3 lb bag	323	3.56	445	3.92	359	4.59
Apples	Ginger Gold	per pound	9	1.49	9	1.49	8	1.29
Apples	Ginger Gold	3 lb bag	20	2.98			90	5.32
Apples	Ginger Gold	5 lb bag	187	4.98				
Apples	Golden Delicious	per pound	7	0.99				
Apples	Granny Smith	per pound	299	1.99	250	2.00	429	1.98
Apples	Granny Smith	3 lb bag	1,020	3.49	8	4.99	1,897	4.08
Apples	Honeycrisp	per pound	2,454	2.01	355	2.63	5,049	2.27
Apples	Paula Red	3 lb bag	20	2.98			22	3.29
Apples	Pink Lady/Cripps Pink	per pound	494	1.42	1,241	1.67	263	1.85
Apples	Pink Lady/Cripps Pink	3 lb bag	1,288	4.65	105	4.49	680	4.86
Apples	Red Delicious	per pound	455	1.92	102	1.16	1,525	1.48
Apples	Red Delicious	3 lb bag	396	3.39	483	3.92	104	2.60
Apples	Red Delicious	2 lb bag	8	2.99	20	3.48	8	2.99
Apples, Processed	Juice	64 oz (1/2 gallon)	2,183	2.38	1,878	2.47	2,967	2.40
Apples, Processed	Juice	96 oz (3/4 gallon)	94	3.98	107	2.15		
Apples, Processed	Juice	128 oz (1 gallon)	18	5.99	72	6.19	43	4.92
Apples, Processed	Juice Marked Cider	64 oz (1/2 gallon)	38	2.21			67	2.68
Apricots		per pound	11	1.50	61	2.49		
Avocados	Hass	each	7,163	0.98	4,055	1.12	8,719	1.27
Avocados	Various Greenskin Varieties	each	435	2.41	32	1.34	340	1.42
Bananas		per pound	1,134	0.56	463	0.55	500	0.51
Blueberries		6 oz package	1,151	3.21	655	2.90	1,242	2.84
Blueberries		1 pint package	2,402	2.73	4,719	2.38	2,730	3.17
Blueberries		18 oz package	1,731	4.77	2,393	4.35	3,207	3.82
Cantaloups		each	5,307	2.78	6,403	3.04	4,907	2.82
Cantaloups		per pound	684	0.58	734	0.54	921	0.76

Wtd Avg - Simple weighted average



Cherries	Red Varieties	per pound	532	5.29	2,020	3.97	2,894	5.52
Clementines		3 lb bag	2,865	4.87	830	4.59	756	4.77
Clementines		2 lb bag	880	4.21	167	3.97	615	4.46
Fruit, Other	Apple Pears	per pound	40	1.59				
Fruit, Other	Cactus Pears	per pound	25	0.80	64	0.86	49	0.53
Fruit, Other	Cactus Pears	each	325	0.24	226	0.25	143	0.25
Grapefruit	Red	each	351	0.94	153	0.92	53	1.20
Grapefruit	Red	per pound	38	1.28	22	1.29		
Grapes	Black Seedless	per pound	3,348	1.94	4,190	1.95	5,015	2.14
Grapes	Red Globe	per pound	242	2.55	59	2.73	713	2.85
Grapes	Red Seedless	per pound	9,806	1.76	8,689	2.01	8,363	2.21
Grapes	White Seedless Type	per pound	8,796	1.88	10,889	1.85	9,001	2.03
Honeydews		each	919	3.96	2,347	4.69	627	3.58
Honeydews		per pound	219	0.97	258	0.79	204	1.16
Kiwifruit	Hayward	each	455	0.61	166	0.50	508	0.44
Lemons		each	1,069	0.50	1,629	0.50	1,264	0.82
Lemons		2 lb bag	589	3.54	1,046	3.88	359	3.16
Limes		each	1,598	0.43	1,181	0.46	1,014	0.36
Limes		per pound	61	0.89	68	0.85	60	0.85
Mangoes		each	5,873	0.97	8,203	1.33	6,957	1.06
Misc Berries	Blackberries	5.6 - 6 oz package	3,203	3.18	4,422	2.74	2,562	3.04
Nectarines	Various White Flesh Varieties	per pound	2,625	2.51	4,873	2.36	3,080	2.27
Nectarines	Various Yellow Flesh Varieties	per pound	6,968	2.07	7,709	2.41	7,996	2.14
Oranges	Navel	each	2,494	0.95	2,289	1.08	1,800	0.96
Oranges	Navel	per pound	652	1.42	2,005	1.63	1,622	1.49
Oranges	Navel	3 lb bag	3,351	3.92	1,153	4.74	3,289	3.97
Oranges	Navel	4 lb bag	45	5.86	42	6.04	66	5.84
Oranges	Valencia	each	58	0.75	39	0.34	39	0.50
Oranges	Valencia	per pound	49	0.66	46	0.99	62	1.29
Papaya	Maradol/Tainung Types	per pound	513	1.00	558	1.09	300	1.18
Papaya	Solo Type	each	8	5.00				
Peaches	Various White Flesh Varieties	per pound	2,988	2.54	5,167	2.37	2,298	2.36
Peaches	Various Yellow Flesh Varieties	per pound	9,284	2.06	8,912	2.35	10,283	1.98
Pears	Bartlett	per pound	3,133	1.77	5,147	1.78	3,004	1.55
Pears	Bosc	per pound	543	2.16	103	1.08	656	1.25
Pears	D'Anjou	per pound	162	1.87	95	1.80	22	2.49
Pineapples		each	307	2.96	1,532	2.86	3,103	2.81
Plums		per pound	3,706	2.40	6,188	2.26	1,999	2.58



Plums	Interspecific Type	per pound	2,514	2.60	2,425	2.61	2,233	2.37
Prunes		per pound	16	1.49			85	2.84
Raspberries	Red	6 oz package	3,452	3.00	585	2.64	2,673	3.11
Strawberries		1 lb package	2,654	2.76	1,569	3.34	4,920	2.61
Strawberries		2 lb package	619	4.81	107	3.99	454	4.74
Tangelos		per pound	50	1.62	114	2.01	23	2.34
Tangelos		each	430	1.25			502	1.25
Tangelos		3 lb bag	15	4.99				
Tangerines		per pound	299	1.56	1,356	1.67	1,598	1.55
Tangerines		5 lb package	280	7.25	24	9.99		
Tangerines		3 lb bag	4,792	4.90	3,962	3.69	4,545	4.27
Tangerines		2 lb bag	34	2.98	319	4.57	463	3.83
Tangerines		each	42	0.89	19	1.00	109	0.32
Watermelons	Red Flesh Seeded Type	per pound	39	0.78	55	0.25	44	1.03
Watermelons	Red Flesh Seedless Miniature	each	1,947	3.39	1,814	3.36	2,061	3.31
Watermelons	Red Flesh Seedless Miniature	per pound	107	1.29			1	0.99
Watermelons	Red Flesh Seedless Type	each	2,540	5.34	2,789	5.13	1,853	5.61
Watermelons	Red Flesh Seedless Type	per pound	888	0.55	769	0.52	682	0.74
ORGANIC								
Apples	Gala	per pound	629	2.22	254	2.00	704	2.20
Apples	Gala	3 lb bag	187	3.98	38	5.99	11	5.99
Apples	Gala	2 lb bag	129	5.05	1,237	4.98	1,157	4.99
Apples	Granny Smith	2 lb bag	105	5.29	22	5.29		
Apples	Honeycrisp	per pound	509	2.13	24	4.99	92	2.72
Apples	Honeycrisp	2 lb bag	1,623	6.02			21	5.99
Apples	Pink Lady/Cripps Pink	per pound	8	2.79	8	2.79		
Apples	Pink Lady/Cripps Pink	2 lb bag	105	5.29			171	5.99
Apples, Processed	Juice	64 oz (1/2 gallon)	243	2.92	108	3.58	985	3.12
Avocados	Hass	each	1,018	1.61	1,022	1.80	1,360	1.92
Bananas		per pound	223	0.89	713	0.91	810	0.71
Blueberries		6 oz package	621	3.74	728	3.60	1,453	3.21
Blueberries		1 pint package	469	4.07	2,444	3.92	539	4.93
Blueberries		18 oz package	145	4.07	123	3.99	918	5.58
Cantaloups		each	9	4.99	230	3.79	270	3.94
Cantaloups		per pound	16	1.29	27	1.38	20	1.40
Grapes	Black Seedless	per pound	1,437	2.76	424	2.97	731	2.54
Grapes	Red Seedless	per pound	5,135	2.87	3,330	3.20	3,464	2.98
Grapes	White Seedless Type	per pound	5,211	2.85	3,572	3.18	3,437	2.97



Honeydews		each	19	3.99			3	5.99
Kiwifruit	Hayward	1 lb bag	21	3.99				
Lemons		each	9	1.25			5	0.82
Lemons		2 lb bag	131	4.10	30	4.46	17	4.48
Limes		per pound	103	3.99				
Mangoes		each	69	1.73	93	2.42	74	2.13
Misc Berries	Blackberries	5.6 - 6 oz package	1,035	3.29	661	3.72	1,327	3.18
Nectarines	Various Yellow Flesh Varieties	per pound	2,050	3.14	3,172	2.84	1,943	3.07
Oranges	Valencia	per pound	8	1.49	8	1.49		
Peaches	Various Yellow Flesh Varieties	per pound	2,652	3.30	3,425	2.88	1,947	3.08
Pears	Bartlett	per pound	77	2.02	24	2.42	60	2.02
Plums		per pound	659	3.14	704	3.17	46	3.47
Plums	Interspecific Type	per pound	493	3.27	148	3.25		
Raspberries	Red	6 oz package	957	3.78	791	4.02	315	3.50
Strawberries		1 lb package	925	4.46	986	4.40	1,415	4.54
Tangerines		2 lb bag	74	4.99				
Watermelons	Red Flesh Seedless Type	per pound	16	0.99	16	0.99	26	0.95

ONIONS AND POTATOES

Commodity	Variety	Unit	THIS WEEK		LAST WEEK		LAST YEAR	
			Stores With Ads	Wtd Avg Price	Stores With Ads	Wtd Avg Price	Stores With Ads	Wtd Avg Price
Onions, Dry	Red	per pound	714	1.78	707	1.76	1,582	1.70
Onions, Dry	Red	2 lb bag	380	2.86	8	2.00	10	1.90
Onions, Dry	White	per pound	847	0.97	656	0.71	666	1.36
Onions, Dry	White	2 lb bag	7	1.79	27	1.99		
Onions, Dry	Yellow	per pound	519	0.70	227	0.60	609	0.91
Onions, Dry	Yellow	2 lb bag	524	1.97	959	1.72	58	1.61
Onions, Dry	Yellow	3 lb bag	2,251	2.71	2,690	2.82	520	2.83
Onions, Dry	Yellow	5 lb bag	46	4.99	63	4.26		
Onions, Dry	Yellow Marked Sweet	per pound	1,375	1.22	1,413	1.40	1,759	1.34
Onions, Dry	Yellow Marked Sweet	2 lb bag	290	2.31	452	1.61	286	2.68
Onions, Dry	Yellow Marked Sweet	3 lb bag	387	3.49	52	4.10	278	3.35
Onions, Dry	Yellow Marked Sweet	5 lb bag	437	5.04	1,020	3.99	82	3.99
Potatoes	Round Red	per pound	144	0.96	196	1.12	183	1.13
Potatoes	Round Red	3 lb bag	222	3.74	148	2.97	11	3.98
Potatoes	Round Red	5 lb bag	852	3.86	980	4.35	319	3.87
Potatoes	Round White	per pound	11	1.39	111	1.12		

Wtd Avg - Simple weighted average



Potatoes	Round White	5 lb bag	170	3.54	215	3.53	588	3.31
Potatoes	Russet	per pound	160	1.48	312	1.21	120	1.65
Potatoes	Russet	5 lb bag	1,034	3.53	2,212	3.46	733	3.50
Potatoes	Russet	10 lb bag	26	5.99	61	4.30		
Potatoes	Russet	8 lb bag	75	4.59	33	6.44	191	5.99
Potatoes	Yellow Type	per pound	63	0.94	30	1.15	82	0.95
Potatoes	Yellow Type	3 lb bag	322	3.69	425	2.33	76	3.67
Potatoes	Yellow Type	5 lb bag	616	3.97	500	3.91	543	4.01
ORGANIC								
Onions, Dry	Red	per pound	297	2.16			4	2.49
Onions, Dry	Yellow	per pound	162	1.50	154	1.49	130	1.19
Onions, Dry	Yellow	3 lb bag	377	4.14			78	3.99
Onions, Dry	Yellow Marked Sweet	per pound	106	1.48	25	1.49	11	1.49
Potatoes	Round Red	3 lb bag	24	4.99	32	4.99	96	4.22
Potatoes	Russet	3 lb bag	33	4.99	24	4.99	96	4.22
Potatoes	Yellow Type	3 lb bag	214	5.88	32	4.99	96	4.22
VEGETABLES								
Commodity	Variety	Unit	THIS WEEK		LAST WEEK		LAST YEAR	
			Stores With Ads	Wtd Avg Price	Stores With Ads	Wtd Avg Price	Stores With Ads	Wtd Avg Price
Artichokes		each	455	2.99	603	2.83	282	2.58
Asparagus	Green	per pound	717	4.53	941	4.41	745	3.21
Beans	Round Green Type	per pound	2,384	1.80	2,843	1.76	1,942	1.36
Beets		per bunch	373	2.81	172	2.89	132	2.39
Beets		per pound	65	0.85	7	0.59	202	0.72
Bok Choy		per pound	21	1.16	14	0.75	40	2.78
Broccoli		per pound	486	1.41	127	1.08	228	1.12
Broccoli		per bunch	1,741	3.03	1,839	2.67	1,519	2.74
Broccoli	Crown Cut	per pound	2,932	1.56	1,705	1.77	3,156	1.65
Cabbage	Round Green Type	per pound	4,417	0.67	1,751	0.68	2,405	0.78
Carrots		per pound	143	0.64	61	0.50	134	0.49
Carrots		1 lb bag	1,234	0.99			175	1.18
Carrots		2 lb bag	172	2.47	254	1.73	410	1.78
Carrots	Baby Peeled	1 lb bag	2,217	1.20	1,648	1.36	1,201	1.34
Carrots	Baby Peeled	2 lb bag	578	2.27	748	2.92	712	2.51
Cauliflower		each	1,548	2.74	1,413	2.57	2,946	2.53
Cauliflower		per pound	449	1.18	486	1.34	843	1.37

Wtd Avg - Simple weighted average



Celery		each	1,086	1.24	2,657	1.48	1,497	1.55
Celery		per pound	114	1.59	39	1.31	15	1.23
Celery	Hearts	each	722	2.91	400	3.24	778	2.68
Chinese Cabbage		per pound	54	0.62	7	0.50	35	1.69
Cilantro		per bunch	310	0.65	482	0.54	872	0.61
Corn-Sweet		each	6,545	0.53	5,769	0.46	3,632	0.51
Cucumbers		each	5,349	0.62	2,675	0.66	3,001	0.73
Cucumbers		per pound	85	0.79				
Cucumbers	Long Seedless-Greenhouse	each	1,721	1.11	1,274	1.42	2,049	1.31
Eggplant		per pound	655	1.48	1,882	1.29	1,570	1.20
Eggplant		each	28	1.88	254	1.61	17	1.78
Garlic		per pound	9	3.99			25	2.97
Garlic		per sleeve	558	1.46	209	1.32	339	1.09
Greens	Collard	per bunch	7	0.69	106	0.99	93	1.02
Greens	Collard	per pound	206	1.09	25	1.28	16	0.94
Greens	Kale	per bunch	35	1.63	147	1.07	183	1.06
Greens	Kale	per pound	27	1.46	431	3.40	16	0.94
Greens	Swiss Chard	per bunch	9	3.68	9	2.78	23	3.08
Lettuce, Iceberg		each	628	1.08	533	1.72	2,473	1.74
Lettuce, Other	Boston	each	16	0.99	31	1.03	8	1.99
Lettuce, Other	Green Leaf	each	75	1.41	446	2.90	1,335	1.43
Lettuce, Other	Green Leaf	per pound	92	1.93	527	1.70	234	1.70
Lettuce, Other	Red Leaf	each	75	1.41	35	1.60	1,343	1.43
Lettuce, Other	Red Leaf	per pound	92	1.93	510	1.70	234	1.70
Lettuce, Romaine		each	338	2.41	487	2.73	1,535	1.58
Lettuce, Romaine		per pound	92	1.93	101	1.83	162	1.94
Lettuce, Romaine	Hearts	3 count package	2,056	2.90	875	3.32	2,878	3.23
Mushrooms	Portobella	per pound	27	5.43			36	5.29
Mushrooms	White	per pound	61	3.12	69	3.73		
Mushrooms	White	8 oz package	1,929	2.39	1,338	1.93	1,514	2.08
Onions Green		per bunch	1,071	0.78	1,204	0.72	1,125	0.79
Peppers, Bell Type	Green	per pound	1,114	1.25	2,247	1.66	1,019	1.53
Peppers, Bell Type	Green	each	5,189	0.75	3,826	0.75	2,460	0.83
Peppers, Bell Type	Orange	per pound	284	1.95	189	2.51	190	3.33
Peppers, Bell Type	Orange	each	2,145	1.31	1,084	1.53	1,063	1.14
Peppers, Bell Type	Orange-Greenhouse	per pound	39	3.76	19	2.99	8	3.49
Peppers, Bell Type	Orange-Greenhouse	each	783	1.26	612	1.08	367	1.52
Peppers, Bell Type	Red	per pound	843	1.64	472	2.68	277	3.20
Peppers, Bell Type	Red	each	2,664	1.24	1,487	1.38	1,878	1.18

Wtd Avg - Simple weighted average



Peppers, Bell Type	Red-Greenhouse	per pound	39	3.76	19	2.99	8	3.49
Peppers, Bell Type	Red-Greenhouse	each	783	1.26	612	1.08	367	1.52
Peppers, Bell Type	Yellow	per pound	284	1.95	255	2.54	253	3.25
Peppers, Bell Type	Yellow	each	2,260	1.29	1,084	1.53	1,345	1.20
Peppers, Bell Type	Yellow-Greenhouse	per pound	39	3.76	19	2.99	8	3.49
Peppers, Bell Type	Yellow-Greenhouse	each	783	1.26	612	1.08	367	1.52
Peppers, Other	Jalapeno	per pound	871	1.22	771	1.35	1,350	1.06
Peppers, Other	Mixed Mini Sweet Types	1 lb package	1,337	3.31	1,849	3.42	1,217	3.43
Peppers, Other	Serrano	per pound	15	1.74	34	1.30	310	1.30
Pumpkins	Miniature	each	74	1.00				
Radishes		per bunch	333	0.77	616	0.95	495	0.99
Radishes		1 lb bag	26	1.38	201	1.00	294	2.35
Salad	Mixed Types	1 lb bag	8	1.99			21	1.86
Salad	Mixed Types	10 - 12 oz package	2,485	2.71	1,819	2.95	2,186	2.67
Salad	Mixed Types	5 - 9 oz package	2,066	2.87	1,669	3.37	1,755	3.08
Spinach		per bunch	6	0.99	10	0.79	168	0.95
Spinach	Flat, Baby Type	10 oz package	308	3.19	29	2.64	163	3.93
Spinach	Flat, Baby Type	8 oz package	290	2.90	228	2.27	273	1.65
Spinach	Flat, Baby Type	9 oz package	38	2.50	38	2.67	80	3.92
Spinach	Flat, Baby Type	5 - 6 oz package	24	2.50	89	3.02	74	2.98
Squash	Acorn	per pound	9	0.99	79	1.30	58	1.08
Squash	Butternut	per pound	9	0.99	71	1.72	58	1.08
Squash	Grey	per pound	201	0.83	173	0.83	513	0.92
Squash	Spaghetti	per pound	9	0.99	79	1.30	83	1.05
Squash	Yellow Crookneck/Straightneck	per pound	2,063	1.55	4,610	1.46	3,296	1.31
Squash	Zucchini	per pound	2,486	1.45	7,319	1.40	3,661	1.28
Sweet Potatoes		per pound	488	1.36	377	0.94	924	1.03
Tomatillos		per pound	393	1.04	149	0.97	578	0.84
Tomatoes		per pound	1,378	1.55	1,851	1.81	726	1.73
Tomatoes	Vine Ripe - Heirloom Varieties-Greenhouse	per pound	1,230	2.08	286	2.57	99	2.86
Tomatoes	Vine Ripes	per pound	770	1.85	2,427	1.39	829	1.71
Tomatoes	Vine Ripes, On The Vine-Greenhouse	per pound	1,987	1.86	1,968	1.57	2,730	1.99
Tomatoes	Vine Ripes-Greenhouse	per pound	301	1.92	120	1.98	97	1.64
Tomatoes, Grape Type		1 pint package	1,365	2.75	628	2.25	1,901	2.26
Tomatoes, Grape Type		10 oz package	1,105	2.24	2,008	2.93	1,934	2.07
Tomatoes, Plum Type	Roma	per pound	4,829	1.07	3,340	1.53	4,394	1.11
Vegetables Other	Cactus Leaf (Nopales)	per pound	203	0.88	63	1.09	40	1.13

ORGANIC

Wtd Avg - Simple weighted average



Asparagus	Green	per pound	8	7.49				
Beets		per bunch	40	2.45			17	2.11
Broccoli		per pound	34	2.23	384	2.36	20	1.99
Broccoli		per bunch	62	3.28	148	3.83	76	3.71
Cabbage	Round Green Type	per pound	237	1.41	79	0.99		
Carrots		2 lb bag	250	2.75			146	2.50
Carrots		per bunch	92	2.92	73	2.74	17	2.98
Carrots	Baby Peeled	1 lb bag	401	1.97	2,301	1.54	1,116	2.12
Carrots	Baby Peeled	2 lb bag	60	1.99				
Cauliflower		each	416	3.76	809	3.38	261	3.18
Cauliflower		per pound	53	1.49	322	2.35	1	2.49
Celery		each	17	3.05	123	2.51	345	2.34
Celery	Hearts	each	528	3.60	291	3.13	376	2.71
Cilantro		per bunch	8	0.89	61	1.12	59	2.44
Cucumbers		each	123	1.59			895	1.60
Cucumbers	Long Seedless-Greenhouse	each	466	2.24	1,044	2.00	1,344	2.35
Greens	Kale	per bunch	82	1.79	119	1.94	56	2.00
Lettuce, Iceberg		each	93	2.31	71	2.12	1,216	2.53
Lettuce, Other	Green Leaf	each	154	1.79	128	1.79	130	1.79
Lettuce, Other	Red Leaf	each	62	1.79	128	1.79	130	1.79
Lettuce, Romaine		each	11	1.99	81	2.48		
Lettuce, Romaine	Hearts	3 count package	872	3.57	600	3.68	323	3.85
Mushrooms	Portobella	8 oz package	24	3.50				
Mushrooms	Portobella	6 oz package	252	3.50				
Mushrooms	White	8 oz package	689	2.98	436	3.32	220	2.83
Onions Green		per bunch	487	0.99	187	0.98	261	1.00
Peppers, Bell Type	Orange	per pound	154	3.49	161	3.51	1	6.79
Peppers, Bell Type	Red	per pound	167	3.62	174	3.64	1	6.79
Peppers, Bell Type	Yellow	per pound	154	3.49	161	3.51	1	6.79
Peppers, Other	Mixed Mini Sweet Types	1 lb package	14	5.99				
Salad	Mixed Types	1 lb bag	7	4.99	170	6.13	1,383	5.51
Salad	Mixed Types	10 - 12 oz package	242	5.18	126	5.42	648	5.01
Salad	Mixed Types	5 - 9 oz package	3,333	3.25	4,202	3.27	1,799	3.31
Spinach	Flat, Baby Type	1 lb package	71	5.00	24	6.99	340	5.54
Spinach	Flat, Baby Type	8 oz package	33	3.50				
Spinach	Flat, Baby Type	5 - 6 oz package	432	3.29	484	3.36	285	3.49
Squash	Yellow Crookneck/Straightneck	per pound	15	1.92	49	1.85	155	2.49



Squash	Zucchini	per pound	169	1.53	509	2.11	293	2.12
Sweet Potatoes		per pound	35	1.99	56	1.65	4	2.49
Tomatoes		per pound	154	2.49	154	2.49	156	2.58
Tomatoes	Vine Ripe - Heirloom Varieties	per pound	16	4.99				
Tomatoes	Vine Ripe - Heirloom Varieties-Greenhouse	per pound	682	3.86	672	3.83	398	4.06
Tomatoes	Vine Ripes, On The Vine-Greenhouse	per pound	409	3.85	581	3.94	558	3.98
Tomatoes, Cherry		1 pint package	32	3.98	264	3.43		
Tomatoes, Grape Type		1 pint package	304	3.04	2,366	2.94	709	2.62
Tomatoes, Grape Type		10 oz package	1,173	3.15	21	2.99	80	3.40

OTHER SPECIALTY CROPS ITEMS

Commodity	Variety	Unit	THIS WEEK		LAST WEEK		LAST YEAR	
			Stores With Ads	Wtd Avg Price	Stores With Ads	Wtd Avg Price	Stores With Ads	Wtd Avg Price
Hemp Protein		16 oz package	52	19.99	236	19.99		
Hemp Seeds-Shelled		7 oz package	175	8.47	153	8.28		
Hemp Seeds-Shelled		8 oz package	1,095	8.57	2,189	7.88	342	8.38
ORGANIC								
Hemp (Seeds) Oil		16 oz	351	16.99	115	16.98	113	15.00
Hemp Protein		16 oz package	522	15.97	413	16.49	166	16.71
Hemp Protein		12 oz package	86	15.19				
Hemp Seeds-Shelled		7 oz package	880	10.53	1,009	10.70	210	10.09
Hemp Seeds-Shelled		12 oz package	562	16.02	638	15.72	131	14.60
Hemp Seeds-Shelled		16 oz package	159	14.99	351	13.67	31	14.99

SEASONAL ITEMS

Commodity	Variety	Unit	THIS WEEK		LAST WEEK		LAST YEAR	
			Stores With Ads	Wtd Avg Price	Stores With Ads	Wtd Avg Price	Stores With Ads	Wtd Avg Price
Chayote		per pound	126	0.73	6	0.98	136	0.67
Chayote		each	9	0.67	24	0.67	458	0.82
Gladiola		bunched 10s	107	4.00	61	5.44		
Gladiola		bunched 5s	22	3.99	30	5.06	209	4.90
Potted Plants	Chrysanthemum	8 inch pot	787	5.24	183	6.00	415	6.67
Rose, Hybrid Tea		bunched 12s	2,748	8.70	551	11.08	1,510	7.70
Tulips		bunched 10s	72	7.00			70	7.00

Wtd Avg - Simple weighted average



REGIONAL DETAILS

Commodity Variety	Unit	NORTHEAST U.S.				SOUTHEAST U.S.				MIDWEST U.S.			
		Price Range	Stores with Ads	Wtd Avg Price	% Marked Local	Price Range	Stores with Ads	Wtd Avg Price	% Marked Local	Price Range	Stores with Ads	Wtd Avg Price	% Marked Local
FRUITS													
Apples Braeburn	per pound									1.49	42	1.49	
Apples Fuji	per pound					1.99	74	1.99		0.99-1.29	23	1.08	
Apples Fuji	3 lb bag					3.98-4.98	25	4.38		1.99-4.49	755	4.37	
Apples Gala	per pound	1.49-1.99	115	1.66	8	0.99-2.49	542	1.84		0.98-0.99	30	0.98	
Apples Gala	3 lb bag	2.99-3.99	16	3.49		1.98-4.98	91	3.08		1.99-3.99	128	3.58	
Apples Ginger Gold	per pound	1.49	9	1.49	100								
Apples Ginger Gold	3 lb bag					2.98	10	2.98		2.98	10	2.98	
Apples Ginger Gold	5 lb bag					4.98	187	4.98					
Apples Golden Delicious	per pound									0.99	7	0.99	
Apples Granny Smith	per pound					1.98	12	1.98					
Apples Granny Smith	3 lb bag	3.49	75	3.49		3.49	945	3.49					
Apples Honeycrisp	per pound	1.99-3.99	215	2.68	4	1.98	12	1.98		1.29-2.99	759	1.99	4
Apples Paula Red	3 lb bag					2.98	10	2.98		2.98	10	2.98	
Apples Pink Lady/Cripps Pink	per pound	1.99	7	1.99		1.99	15	1.99		1.79-1.99	83	1.87	
Apples Pink Lady/Cripps Pink	3 lb bag					3.98-4.99	391	4.95		4.49	697	4.49	
Apples Red Delicious	per pound	1.59	20	1.59		1.99	366	1.99		0.98-1.49	30	1.35	
Apples Red Delicious	3 lb bag	3.50-3.99	32	3.62		1.98-4.98	332	3.40		1.99-3.98	32	3.05	
Apples Red Delicious	2 lb bag					2.99	8	2.99					
Apples, Processed Juice	64 oz (1/2 gallon)	1.49-3.50	798	2.45		1.49-3.00	389	1.82		1.99-3.50	416	2.31	
Apples, Processed Juice	96 oz (3/4 gallon)									3.89	86	3.89	
Apples, Processed Juice	128 oz (1 gallon)	5.99	15	5.99		5.99	3	5.99					
Apples, Processed Juice Marked Cider	64 oz (1/2 gallon)									2.00-2.79	38	2.21	
Avocados Hass	each	0.49-1.50	1,649	0.83		0.49-2.50	1,408	0.99		0.49-2.50	1,856	0.98	
Avocados Various Greenskin Varieties	each					1.50-2.50	406	2.40					
Bananas	per pound	0.49-0.69	252	0.60		0.34-0.59	130	0.49		0.47-0.48	69	0.47	
Blueberries	6 oz package					2.50-3.50	453	3.37					
Blueberries	1 pint package	1.99-4.00	642	2.66		2.00-3.99	160	3.31		1.99-3.99	984	2.84	25
Blueberries	18 oz package	4.99-5.99	437	5.04		4.98-5.99	280	5.80		3.99-5.98	219	5.06	42
Cantaloups	each	1.77-4.99	1,096	3.16	1	2.00-3.99	952	3.33		1.99-3.99	1,456	2.39	2

Wtd Avg - Simple weighted average



Commodity Variety	Unit	NORTHEAST U.S.				SOUTHEAST U.S.				MIDWEST U.S.			
		Price Range	Stores with Ads	Wtd Avg Price	% Marked Local	Price Range	Stores with Ads	Wtd Avg Price	% Marked Local	Price Range	Stores with Ads	Wtd Avg Price	% Marked Local
Cantaloups	per pound									0.79-1.29	19	1.00	
Cherries Red Varieties	per pound	3.99-5.99	143	5.27		4.99	126	4.99		2.99-4.99	62	3.76	
Clementines	3 lb bag	3.99-5.99	1,043	4.73		4.99	367	4.99		3.98-4.99	205	4.47	
Clementines	2 lb bag	2.99-3.99	363	3.98		3.99	37	3.99					
Fruit, Other Cactus Pears	each									0.25	16	0.25	
Grapefruit Red	each	1.25-2.00	71	1.45		0.98-1.29	116	1.02		0.89	9	0.89	
Grapefruit Red	per pound									0.99-1.49	38	1.28	
Grapes Black Seedless	per pound	1.69-3.79	865	2.32		1.29-2.49	1,272	1.88		1.29-2.99	578	2.11	
Grapes Red Globe	per pound	2.49-2.99	220	2.57		2.49	14	2.49		1.98	8	1.98	
Grapes Red Seedless	per pound	0.99-3.99	1,642	1.94		0.99-2.99	3,206	1.78		0.99-2.99	2,131	1.69	
Grapes White Seedless Type	per pound	1.49-3.99	1,626	2.14		1.29-2.49	3,141	1.91		0.99-2.99	1,088	1.95	
Honeydews	each	2.99-4.99	635	4.19		2.00-3.99	44	3.49		1.99-5.49	165	3.77	
Honeydews	per pound	0.99	9	0.99						1.29	8	1.29	
Kiwifruit Hayward	each	0.40	24	0.40		0.60-0.75	431	0.62					
Lemons	each	0.30-0.67	291	0.52		0.23-0.59	58	0.32		0.25-0.79	187	0.66	
Lemons	2 lb bag	2.99-3.99	297	3.87		2.98-3.88	95	3.48		1.99-3.50	142	3.30	
Limes	each	0.25-0.50	242	0.31		0.20-0.50	270	0.45		0.20-0.79	203	0.60	
Mangoes	each	0.59-2.50	1,477	0.93		0.69-1.68	1,187	1.05		0.79-1.67	1,100	0.87	
Misc Berries Blackberries	5.6 - 6 oz package	3.33-3.50	146	3.49		2.99-3.50	1,692	3.36		2.50-3.99	201	2.79	
Nectarines Various White Flesh Varieties	per pound	1.88-3.99	1,335	2.79		1.99-2.99	111	2.68		0.99-2.99	538	1.44	
Nectarines Various Yellow Flesh Varieties	per pound	0.99-3.79	1,572	2.02	1	0.99-2.99	2,394	2.16		0.99-3.99	835	2.09	
Oranges Navel	each	0.59-1.67	857	0.97		0.79-1.50	1,568	0.95		0.89	11	0.89	
Oranges Navel	per pound					1.69	65	1.69		0.78-1.68	227	1.44	
Oranges Navel	3 lb bag	2.99-4.99	553	3.17		2.99	530	2.99		2.99-4.99	1,571	4.02	
Oranges Navel	4 lb bag	5.99	37	5.99		5.98	2	5.98		4.99	6	4.99	
Oranges Valencia	each	0.40-1.25	40	0.80		0.50-0.68	18	0.65					
Papaya Maradol/Tainung Types	per pound	1.29-1.49	57	1.46		1.49	3	1.49		0.99	16	0.99	
Peaches Various White Flesh Varieties	per pound	1.88-3.99	1,357	2.79	1	2.48-2.99	102	2.86		0.99-2.99	726	1.84	
Peaches Various Yellow Flesh Varieties	per pound	0.99-3.79	1,805	1.94	2	0.99-2.99	2,499	2.16		0.99-3.99	1,446	2.06	2
Pears Bartlett	per pound	1.99-2.49	325	2.04	3	1.69-2.49	1,423	1.82		0.49-1.99	747	1.65	

Wtd Avg - Simple weighted average



Commodity Variety	Unit	NORTHEAST U.S.				SOUTHEAST U.S.				MIDWEST U.S.			
		Price Range	Stores with Ads	Wtd Avg Price	% Marked Local	Price Range	Stores with Ads	Wtd Avg Price	% Marked Local	Price Range	Stores with Ads	Wtd Avg Price	% Marked Local
Pears Bosc	per pound	2.49	24	2.49		2.49	228	2.49		1.99-2.49	23	2.12	
Pears D'Anjou	per pound	2.49	24	2.49						2.29	16	2.29	
Pineapples	each	2.99	189	2.99		2.50-3.99	80	3.07		2.50-2.59	38	2.55	
Plums	per pound	1.49-3.49	855	2.46	1	1.99-2.99	614	2.65		0.99-2.99	984	2.34	
Plums Interspecific Type	per pound	1.99-2.99	528	2.66	2	2.29-2.98	1,247	2.32		2.49-3.99	157	2.75	
Prunes	per pound									1.49	16	1.49	
Raspberries Red	6 oz package	2.50-3.50	346	2.96		2.29-3.50	2,694	2.94		1.99-2.79	106	2.63	
Strawberries	1 lb package	1.99-3.99	1,029	2.99		2.00-3.99	114	2.05		1.99-3.99	1,022	2.28	
Strawberries	2 lb package					4.98	52	4.98					
Tangerines	per pound	1.79	6	1.79									
Tangerines	5 lb package	9.99	24	9.99									
Tangerines	3 lb bag	2.99-5.99	448	5.04		3.99-6.98	2,112	5.05		2.99-5.99	1,262	4.66	
Tangerines	2 lb bag	2.99	8	2.99		2.98	26	2.98					
Tangerines	each	0.80-1.00	27	0.94		0.67-1.25	15	0.79					
Tangelos	per pound	1.99	10	1.99						1.38-1.49	31	1.46	
Tangelos	each	1.25	26	1.25		1.25-1.39	375	1.25					
Tangelos	3 lb bag									4.99	15	4.99	
Watermelons Red Flesh Seedless Miniature	each	2.99-4.99	200	4.75		3.99	3	3.99		1.50-4.99	881	2.73	
Watermelons Red Flesh Seedless Type	each	3.99-6.99	1,125	5.18		2.95-6.99	595	5.99		2.88-5.99	277	4.28	28
Watermelons Red Flesh Seedless Type	per pound	0.33-0.79	165	0.64									
FRUITS - ORGANIC													
Apples Gala	per pound	0.99-2.49	183	2.15		2.21	86	2.21		1.99-2.21	127	2.11	
Apples Gala	3 lb bag					3.98	187	3.98					
Apples Gala	2 lb bag	3.99	24	3.99						5.29	105	5.29	
Apples Granny Smith	2 lb bag									5.29	105	5.29	
Apples Honeycrisp	per pound	4.99	24	4.99		1.99	463	1.99		1.88	22	1.88	
Apples Honeycrisp	2 lb bag					5.99	463	5.99		5.99-6.99	697	6.04	
Apples Pink Lady/Cripps Pink	per pound	2.79	8	2.79									
Apples Pink Lady/Cripps Pink	2 lb bag									5.29	105	5.29	
Apples, Processed Juice	64 oz (1/2 gallon)									3.49	105	3.49	

Wtd Avg - Simple weighted average



Commodity Variety	Unit	NORTHEAST U.S.				SOUTHEAST U.S.				MIDWEST U.S.			
		Price Range	Stores with Ads	Wtd Avg Price	% Marked Local	Price Range	Stores with Ads	Wtd Avg Price	% Marked Local	Price Range	Stores with Ads	Wtd Avg Price	% Marked Local
Avocados Hass	each	1.49	322	1.49						0.99	13	0.99	
Bananas	per pound	0.85-0.88	165	0.86						0.99	42	0.99	
Blueberries	6 oz package	3.00-3.99	355	3.62		3.99	38	3.99					
Blueberries	1 pint package	2.99-4.99	137	4.41						2.00	19	2.00	
Cantaloups	each	4.99	9	4.99									
Grapes Black Seedless	per pound	2.77-2.99	305	2.90		2.77-2.99	466	2.95		1.99-2.99	418	2.37	
Grapes Red Seedless	per pound	2.49-3.99	680	2.93		2.49-2.99	2,643	2.80		1.99-3.99	877	2.64	
Grapes White Seedless Type	per pound	2.49-3.49	678	2.92		2.48-2.99	2,695	2.80		1.99-3.99	643	2.51	
Honeydews	each	3.99	19	3.99									
Kiwifruit Hayward	1 lb bag	3.99	21	3.99									
Lemons	each	1.25	9	1.25									
Mangoes	each	1.50-1.67	53	1.65									
Misc Berries Blackberries	5.6 - 6 oz package	2.50-4.99	614	3.20		3.99	38	3.99		2.99-3.34	106	3.21	
Nectarines Various Yellow Flesh Varieties	per pound	2.99-3.99	249	3.24		2.99	1,195	2.99		2.99-4.49	228	3.36	
Oranges Valencia	per pound	1.49	8	1.49									
Peaches Various Yellow Flesh Varieties	per pound	2.99-3.99	389	3.30		2.99	1,195	2.99		2.99-4.49	427	3.65	
Pears Bartlett	per pound	1.99	48	1.99									
Plums	per pound	1.99-3.99	213	2.99		3.32	86	3.32					
Plums Interspecific Type	per pound	2.99-3.99	156	3.16		3.32	86	3.32		3.32	67	3.32	
Raspberries Red	6 oz package	3.99-4.99	170	4.55		3.98-3.99	90	3.98		2.00	19	2.00	
Strawberries	1 lb package	6.49	24	6.49		3.98-3.99	125	3.99		3.99-4.99	236	4.87	
Tangerines	2 lb bag					4.99	74	4.99					
ONIONS AND POTATOES													
Onions, Dry Red	per pound	0.99-1.49	27	1.34		2.99	228	2.99		0.79-0.99	23	0.93	
Onions, Dry Red	2 lb bag	1.99-3.50	266	2.58						3.50	114	3.50	
Onions, Dry White	per pound	0.99	46	0.99		0.78	30	0.78		0.99	30	0.99	
Onions, Dry White	2 lb bag					1.79	7	1.79					
Onions, Dry Yellow	per pound					0.78	45	0.78		0.38-1.29	129	1.03	
Onions, Dry Yellow	2 lb bag	1.50-2.50	397	2.12		0.98	31	0.98		1.69	96	1.69	
Onions, Dry Yellow	3 lb bag	1.99-3.49	584	2.66		2.49-3.49	1,376	2.96		1.99-2.99	56	2.77	14
Onions, Dry	5 lb bag	4.99	46	4.99									

Wtd Avg - Simple weighted average



Commodity Variety	Unit	NORTHEAST U.S.				SOUTHEAST U.S.				MIDWEST U.S.			
		Price Range	Stores with Ads	Wtd Avg Price	% Marked Local	Price Range	Stores with Ads	Wtd Avg Price	% Marked Local	Price Range	Stores with Ads	Wtd Avg Price	% Marked Local
Yellow													
Onions, Dry Yellow Marked Sweet	per pound	0.99-1.49	384	1.17	2	0.93-1.29	125	1.00		0.99-1.49	295	1.32	5
Onions, Dry Yellow Marked Sweet	2 lb bag	1.79	35	1.79		1.95	73	1.95		1.95-2.99	144	2.82	
Onions, Dry Yellow Marked Sweet	3 lb bag					3.48-3.79	18	3.62		3.48-3.99	27	3.80	
Onions, Dry Yellow Marked Sweet	5 lb bag	5.00-5.79	437	5.04									
Potatoes Round Red	per pound	1.49	8	1.49		1.39	12	1.39		0.38	8	0.38	
Potatoes Round Red	3 lb bag	3.99	190	3.99						2.00-2.50	18	2.25	50
Potatoes Round Red	5 lb bag	3.99	8	3.99		2.49-4.99	452	4.31		2.99-3.99	200	3.70	
Potatoes Round White	5 lb bag	2.99-4.29	145	3.69	10								
Potatoes Russet	per pound	1.49-1.69	89	1.64		0.99-1.49	30	1.20		1.29	14	1.29	
Potatoes Russet	5 lb bag	2.99-4.99	180	3.72		2.98-3.99	297	3.71		1.98-3.49	126	3.07	
Potatoes Russet	10 lb bag	5.99	8	5.99		5.99	2	5.99					
Potatoes Russet	8 lb bag					4.99-5.99	39	5.43		3.49-3.99	36	3.68	
Potatoes Yellow Type	per pound	1.49	8	1.49									
Potatoes Yellow Type	3 lb bag	3.99-6.99	214	4.33						1.50-2.88	100	2.40	9
Potatoes Yellow Type	5 lb bag	3.99-4.99	43	4.55		2.50-4.99	341	4.64		1.98-3.00	59	2.85	
ONIONS AND POTATOES - ORGANIC													
Onions, Dry Red	per pound	2.21	122	2.21		2.21	86	2.21		1.99	67	1.99	
Onions, Dry Yellow	per pound									1.49	13	1.49	
Onions, Dry Yellow	3 lb bag	4.99	190	4.99		3.28	187	3.28					
Onions, Dry Yellow Marked Sweet	per pound	1.49	9	1.49	100								
Potatoes Round Red	3 lb bag	4.99	24	4.99									
Potatoes Russet	3 lb bag	4.99	33	4.99									
Potatoes Yellow Type	3 lb bag	4.99-5.99	214	5.88									
VEGETABLES													
Asparagus Green	per pound	4.29	24	4.29		4.29	228	4.29		2.99-3.99	105	3.38	
Bok Choy	per pound									0.99	14	0.99	
Beans Round Green Type	per pound	0.99-1.99	218	1.51	70	1.68-1.99	1,249	1.98		1.19-1.99	679	1.49	62
Broccoli	per pound	1.49	413	1.49	100								
Broccoli	per bunch	1.50	29	1.50		2.99-3.00	1,561	2.99		3.00-3.99	122	3.86	
Broccoli Crown Cut	per pound	1.00-2.88	865	1.48	19	1.49-1.99	1,157	1.58		1.49-2.49	243	1.90	

Wtd Avg - Simple weighted average



Commodity Variety	Unit	NORTHEAST U.S.				SOUTHEAST U.S.				MIDWEST U.S.			
		Price Range	Stores with Ads	Wtd Avg Price	% Marked Local	Price Range	Stores with Ads	Wtd Avg Price	% Marked Local	Price Range	Stores with Ads	Wtd Avg Price	% Marked Local
Beets	per bunch	2.49-2.99	331	2.98	3								
Beets	per pound	0.89	9	0.89		0.99	34	0.99		0.69	14	0.69	
Cabbage Round Green Type	per pound	0.49-0.99	1,523	0.74	11	0.34-0.79	1,444	0.66	1	0.28-0.89	820	0.63	33
Carrots	1 lb bag	1.00	20	1.00		0.99-1.38	1,205	0.99		0.95	9	0.95	
Carrots	2 lb bag	2.50	162	2.50		1.98	2	1.98		1.88	8	1.88	
Carrots Baby Peeled	1 lb bag	0.99-2.00	357	1.72		0.99-1.69	1,379	1.03		0.99-1.50	218	1.42	
Carrots Baby Peeled	2 lb bag	1.99-2.50	390	2.16		1.99	38	1.99		2.69	6	2.69	
Cauliflower	each	2.50-3.99	660	2.57	63	1.99-3.98	455	2.93		2.49-3.99	210	3.44	
Cauliflower	per pound									0.79-1.49	91	1.18	
Celery	each	0.98-2.00	399	1.36		0.99-1.69	140	1.46		0.79-1.50	103	1.25	
Celery	per pound									1.69	96	1.69	
Celery Hearts	each	2.49-3.50	463	3.11		3.50	14	3.50		2.50	245	2.50	100
Chinese Cabbage	per pound									0.99	14	0.99	
Cilantro	per bunch	0.99	29	0.99		0.49-0.79	29	0.52		0.59-0.79	15	0.70	
Corn-Sweet	each	0.40-0.67	1,568	0.50	6	0.33-0.99	1,918	0.43	3	0.29-0.69	1,153	0.49	76
Cucumbers	each	0.49-1.00	1,213	0.65	24	0.50-1.00	849	0.62	2	0.16-1.50	927	0.59	15
Cucumbers Long Seedless-Greenhouse	each	0.99-2.00	932	1.12		0.98-1.67	333	1.25		0.88-2.00	123	1.11	30
Eggplant	per pound	0.99-1.79	265	1.41	7	0.98-1.19	65	1.09		0.99-1.79	236	1.62	
Eggplant	each									1.98-1.99	18	1.99	100
Garlic	per pound	3.99	9	3.99									
Garlic	per sleeve	1.50	35	1.50						0.67-1.99	282	1.60	
Greens Collard	per pound	0.88-1.79	186	0.96	92	1.29-2.50	20	2.32					
Greens Kale	per bunch									0.99-1.89	27	1.59	100
Greens Kale	per pound	1.29-1.79	24	1.48	38	1.29	3	1.29					
Greens Swiss Chard	per bunch									3.68	9	3.68	100
Lettuce, Iceberg	each	0.99-1.99	430	1.03		1.38-1.99	50	1.60		0.98-1.50	55	1.26	
Lettuce, Other Boston	each									0.99	16	0.99	
Lettuce, Other Green Leaf	each	1.50	20	1.50						0.98	8	0.98	
Lettuce, Other Green Leaf	per pound	1.99	65	1.99						1.59-1.99	27	1.78	48
Lettuce, Other Red Leaf	each	1.50	20	1.50						0.98	8	0.98	
Lettuce, Other Red Leaf	per pound	1.99	65	1.99						1.59-1.99	27	1.78	48
Lettuce, Romaine	each	0.99-1.50	38	1.38		1.38-3.99	165	3.35		0.98	8	0.98	

Wtd Avg - Simple weighted average



Commodity Variety	Unit	NORTHEAST U.S.				SOUTHEAST U.S.				MIDWEST U.S.			
		Price Range	Stores with Ads	Wtd Avg Price	% Marked Local	Price Range	Stores with Ads	Wtd Avg Price	% Marked Local	Price Range	Stores with Ads	Wtd Avg Price	% Marked Local
Lettuce, Romaine	per pound	1.99	65	1.99					1.59-1.99	27	1.78	48	
Lettuce, Romaine Hearts	3 count package	1.99-3.99	979	2.96		2.99-3.98	446	3.09	0.99-3.99	83	2.78		
Mushrooms Portobella	per pound	4.99	19	4.99									
Mushrooms White	per pound	2.99	24	2.99					3.00-3.49	37	3.20		
Mushrooms White	8 oz package	2.00-2.99	494	2.89		1.68-2.50	514	2.04	1.50-3.00	332	2.06		
Onions Green	per bunch	0.66-0.67	211	0.67	31	0.49	26	0.49	0.67-0.79	114	0.68		
Peppers, Bell Type Green	per pound	0.99-1.99	949	1.26	19	0.79-1.58	36	0.83	0.79-2.59	120	1.31	58	
Peppers, Bell Type Green	each	0.69-1.00	206	0.89		0.50-1.25	2,115	0.71	0.50-1.50	1,105	0.73	16	
Peppers, Bell Type Orange	per pound	0.99-2.99	254	1.96					2.99	13	2.99		
Peppers, Bell Type Orange	each	0.99-1.99	320	1.62		1.00-1.99	1,273	1.26	0.99-1.67	288	1.34		
Peppers, Bell Type Orange-Greenhouse	per pound	2.99-3.99	39	3.76									
Peppers, Bell Type Orange-Greenhouse	each	0.99-1.67	685	1.26		1.50-1.67	30	1.57					
Peppers, Bell Type Red	per pound	0.99-2.99	693	1.74					2.99	13	2.99		
Peppers, Bell Type Red	each	0.99-1.99	320	1.62		0.69-1.99	1,282	1.26	0.88-1.67	299	1.32		
Peppers, Bell Type Red-Greenhouse	per pound	2.99-3.99	39	3.76									
Peppers, Bell Type Red-Greenhouse	each	0.99-1.67	685	1.26		1.50-1.67	30	1.57					
Peppers, Bell Type Yellow	per pound	0.99-2.99	254	1.96					2.99	13	2.99		
Peppers, Bell Type Yellow	each	0.99-1.99	320	1.62		1.00-1.99	1,273	1.26	0.99-1.67	288	1.34		
Peppers, Bell Type Yellow-Greenhouse	per pound	2.99-3.99	39	3.76									
Peppers, Bell Type Yellow-Greenhouse	each	0.99-1.67	685	1.26		1.50-1.67	30	1.57					
Peppers, Other Jalapeno	per pound	1.49-1.99	116	1.63	8				0.78-1.69	77	1.10	31	
Peppers, Other Mixed Mini Sweet Types	1 lb package	2.50-3.99	539	3.27		3.00-4.00	393	3.05	2.99-3.99	275	3.75		
Peppers, Other Serrano	per pound								1.58	9	1.58	100	
Pumpkins Miniature	each					1.00	74	1.00					
Radishes	per bunch								0.99	37	0.99	24	
Radishes	1 lb bag					1.38	26	1.38					
Salad Mixed Types	10 - 12 oz package	2.00-3.99	1,037	2.77		0.99-3.99	262	2.69	1.50-3.99	775	2.59	15	
Salad Mixed Types	5 - 9 oz package	2.50-3.99	1,117	2.83		2.00-3.99	101	3.30	1.99-3.97	410	2.70		
Spinach Flat, Baby Type	10 oz package					3.99	86	3.99					
Spinach Flat, Baby Type	8 oz package	3.00	15	3.00		2.50-2.99	85	2.92	1.99	14	1.99		
Spinach Flat, Baby Type	9 oz package	2.50	38	2.50									
Spinach Flat, Baby Type	5 - 6 oz package	2.50	24	2.50									



Commodity Variety	Unit	NORTHEAST U.S.				SOUTHEAST U.S.				MIDWEST U.S.			
		Price Range	Stores with Ads	Wtd Avg Price	% Marked Local	Price Range	Stores with Ads	Wtd Avg Price	% Marked Local	Price Range	Stores with Ads	Wtd Avg Price	% Marked Local
Squash Acorn	per pound	0.99	9	0.99	100								
Squash Butternut	per pound	0.99	9	0.99	100								
Squash Spaghetti	per pound	0.99	9	0.99	100								
Squash Yellow Crookneck/Straightneck	per pound	0.99-1.99	921	1.54	30	0.79-1.99	624	1.74	2	0.79-1.79	148	1.44	85
Squash Zucchini	per pound	0.99-1.99	932	1.54	30	0.79-1.99	607	1.76	2	0.79-1.79	169	1.41	83
Sweet Potatoes	per pound	1.19-1.28	13	1.23		0.78	53	0.78		0.49-1.48	220	1.44	
Tomatoes	per pound	0.88-1.99	246	1.58	4	0.68-1.99	524	1.57	3	0.48-2.99	215	1.89	31
Tomatoes Vine Ripe - Heirloom Varieties-Greenhouse	per pound	3.99-4.99	39	4.48	51	1.79-2.28	1,132	1.87		4.99	28	4.99	100
Tomatoes Vine Ripes	per pound	0.88-2.49	464	1.93	2	0.98-1.99	73	1.35	41	0.89-2.99	122	2.02	51
Tomatoes Vine Ripes-Greenhouse	per pound	1.99	37	1.99		1.58-2.49	126	2.11		1.39-2.99	38	2.07	29
Tomatoes Vine Ripes, On The Vine-Greenhouse	per pound	1.29-3.00	544	2.07	30	1.49-2.49	422	2.02		0.99-2.99	373	1.71	2
Tomatoes, Grape Type	1 pint package	1.88-2.99	395	2.49		1.50-3.34	427	3.13		1.99-3.49	423	2.74	3
Tomatoes, Grape Type	10 oz package	2.00-3.00	832	2.46		1.99-2.99	31	2.44	45				
Tomatoes, Plum Type Roma	per pound	0.99-1.99	806	1.22		0.88-1.49	854	1.00		0.69-1.99	1,582	1.06	2
Tomatillos	per pound									0.78-1.69	91	1.07	20
Vegetables Other Cactus Leaf (Nopales)	per pound									0.99	7	0.99	
VEGETABLES - ORGANIC													
Broccoli	per bunch	3.50	19	3.50		3.49	34	3.49					
Beets	per bunch									1.79	7	1.79	
Cabbage Round Green Type	per pound	0.99	38	0.99									
Carrots	2 lb bag	2.99	190	2.99						1.99	60	1.99	
Carrots Baby Peeled	1 lb bag	1.79-2.00	342	1.98						1.50-1.99	27	1.86	
Carrots Baby Peeled	2 lb bag									1.99	60	1.99	
Cauliflower	each	2.99-4.99	209	3.99		3.48-3.99	201	3.52					
Celery	each	3.99	9	3.99						1.99	8	1.99	
Celery Hearts	each	3.99	190	3.99						0.79-3.99	57	2.75	
Cucumbers Long Seedless-Greenhouse	each	2.50-2.99	123	2.89		2.00	52	2.00					
Greens Kale	per bunch	1.99-2.99	36	2.51						0.99	22	0.99	
Lettuce, Iceberg	each	1.99-2.50	44	2.40						3.49	9	3.49	

Wtd Avg - Simple weighted average



Commodity Variety	Unit	NORTHEAST U.S.				SOUTHEAST U.S.				MIDWEST U.S.			
		Price Range	Stores with Ads	Wtd Avg Price	% Marked Local	Price Range	Stores with Ads	Wtd Avg Price	% Marked Local	Price Range	Stores with Ads	Wtd Avg Price	% Marked Local
Lettuce, Other Green Leaf	each									1.79	13	1.79	
Lettuce, Other Red Leaf	each									1.79	13	1.79	
Lettuce, Romaine	each	1.99	11	1.99									
Lettuce, Romaine Hearts	3 count package	3.99	191	3.99		3.50-3.99	369	3.50		2.99-3.99	135	3.15	
Mushrooms Portobella	8 oz package	3.50	24	3.50									
Mushrooms Portobella	6 oz package	3.50	24	3.50		3.50	228	3.50					
Mushrooms White	8 oz package	3.50-3.99	39	3.69		2.99-3.99	305	3.38		1.50-3.50	328	2.52	
Onions Green	per bunch	0.99	413	0.99		0.99	74	0.99					
Peppers, Bell Type Orange	per pound									3.49	13	3.49	
Peppers, Bell Type Red	per pound	5.99	8	5.99						3.49	13	3.49	
Peppers, Bell Type Yellow	per pound									3.49	13	3.49	
Salad Mixed Types	1 lb bag									4.99	7	4.99	
Salad Mixed Types	10 - 12 oz package	5.99	34	5.99									
Salad Mixed Types	5 - 9 oz package	3.00-4.99	292	3.68		3.00-3.99	592	3.05		3.00-3.99	834	3.08	
Spinach Flat, Baby Type	1 lb package									4.99	7	4.99	
Spinach Flat, Baby Type	8 oz package									3.50	33	3.50	
Spinach Flat, Baby Type	5 - 6 oz package	3.99	24	3.99		3.50	52	3.50		3.00	116	3.00	
Squash Yellow Crookneck/Straightneck	per pound									1.99	6	1.99	100
Squash Zucchini	per pound									1.49-1.99	19	1.65	32
Sweet Potatoes	per pound	1.99	35	1.99									
Tomatoes	per pound									2.49	13	2.49	
Tomatoes Vine Ripe - Heirloom Varieties-Greenhouse	per pound	2.99-3.79	142	3.68		2.99-4.21	203	3.51		2.99-4.21	81	4.00	
Tomatoes Vine Ripes, On The Vine-Greenhouse	per pound	2.79-2.99	51	2.90									
Tomatoes, Grape Type	1 pint package	2.99-3.49	230	3.01		2.99	14	2.99		2.00-2.99	28	2.21	21
Tomatoes, Grape Type	10 oz package	2.99	75	2.99		2.99-3.99	979	3.02					

OTHER SPECIALTY CROPS ITEMS

Hemp Protein	16 oz package					19.99	52	19.99					
Hemp Seeds-Shelled	7 oz package					8.19	86	8.19		8.39	67	8.39	
Hemp Seeds-Shelled	8 oz package	7.79-9.99	517	7.93		7.99-10.99	280	8.55		7.59	114	7.59	



Commodity Variety	Unit	NORTHEAST U.S.				SOUTHEAST U.S.				MIDWEST U.S.			
		Price Range	Stores with Ads	Wtd Avg Price	% Marked Local	Price Range	Stores with Ads	Wtd Avg Price	% Marked Local	Price Range	Stores with Ads	Wtd Avg Price	% Marked Local
OTHER SPECIALTY CROPS ITEMS - ORGANIC													
Hemp Protein	16 oz package	16.49	413	16.49									
Hemp Protein	12 oz package					15.19	86	15.19					
Hemp (Seeds) Oil	16 oz	16.85	8	16.85		16.99	52	16.99					
Hemp Seeds-Shelled	7 oz package	9.29-9.59	535	9.36		13.99	52	13.99					
Hemp Seeds-Shelled	12 oz package	12.79-14.49	130	12.89		17.99	52	17.99		12.79	67	12.79	
Hemp Seeds-Shelled	16 oz package					14.99	52	14.99					
SEASONAL ITEMS													
Chayote	each	0.67	9	0.67									
Gladiola	bunched 5s									3.99	22	3.99	
Potted Plants Chrysanthemum	8 inch pot	3.99-6.00	640	4.61						8.00	105	8.00	
Rose, Hybrid Tea	bunched 12s	10.98-11.10	596	11.01		6.99-11.10	565	7.73		6.99-16.99	814	7.63	
Tulips	bunched 10s	7.00	72	7.00									

Commodity Variety	Unit	SOUTH CENTRAL U.S.				SOUTHWEST U.S.				NORTHWEST U.S.			
		Price Range	Stores with Ads	Wtd Avg Price	% Marked Local	Price Range	Stores with Ads	Wtd Avg Price	% Marked Local	Price Range	Stores with Ads	Wtd Avg Price	% Marked Local
FRUITS													
Apples Fuji	per pound	1.29	14	1.29		0.99-1.99	115	1.15		1.99	309	1.99	
Apples Fuji	3 lb bag	4.49	138	4.49						4.49	15	4.49	
Apples Gala	per pound	1.29-1.99	125	1.86		0.69-1.49	531	1.22		0.79-1.99	166	1.41	48
Apples Gala	3 lb bag	3.99-4.98	79	4.22	77					2.50	9	2.50	100
Apples Granny Smith	per pound									1.99	287	1.99	
Apples Honeycrisp	per pound	1.69-2.99	838	2.12		0.98-1.99	483	1.57		1.49-1.99	147	1.95	
Apples Pink Lady/Cripps Pink	per pound	0.88-1.49	188	1.09		0.34-1.29	140	1.05		2.49	61	2.49	100
Apples Pink Lady/Cripps Pink	3 lb bag	4.49-4.99	185	4.62						4.49	15	4.49	
Apples Red Delicious	per pound	1.59-1.99	39	1.89									
Apples, Processed Juice	64 oz (1/2 gallon)	1.88-3.50	318	2.20		2.49-3.49	217	3.39		2.00-3.00	45	2.80	
Apples, Processed	96 oz (3/4)	4.99	8	4.99									

Wtd Avg - Simple weighted average



Commodity Variety	Unit	SOUTH CENTRAL U.S.				SOUTHWEST U.S.				NORTHWEST U.S.			
		Price Range	Stores with Ads	Wtd Avg Price	% Marked Local	Price Range	Stores with Ads	Wtd Avg Price	% Marked Local	Price Range	Stores with Ads	Wtd Avg Price	% Marked Local
Juice	gallon)												
Apricots	per pound	1.50	11	1.50									
Avocados Hass	each	0.37-2.50	746	0.88	0.25-1.67	1,129	1.14		1.29-2.00	375	1.35		
Avocados Various Greenskin Varieties	each	2.50	29	2.50									
Bananas	per pound	0.39-0.59	81	0.49	0.49-0.78	500	0.57		0.49-0.59	102	0.57		
Blueberries	6 oz package	3.50	29	3.50	1.50-3.99	532	3.26		2.00-2.50	137	2.46		
Blueberries	1 pint package	1.49-2.99	535	2.54	1.39-1.50	30	1.47		1.50-2.99	51	2.17		
Blueberries	18 oz package	2.49-3.98	374	2.95	0.98-5.99	313	5.28		4.49-7.99	108	5.17		
Cantaloups	each	1.88-3.99	907	2.52	0.99-3.99	638	2.83	55	0.49-2.50	258	2.15		
Cantaloups	per pound	0.50-1.29	172	0.99	0.20-0.89	471	0.40		0.89	22	0.89		
Cherries Red Varieties	per pound	4.99	8	4.99	5.99	193	5.99						
Clementines	3 lb bag	3.98-5.99	468	4.78	4.99-5.99	710	5.16		4.99	72	4.99		
Clementines	2 lb bag				5.00	193	5.00		3.99	287	3.99		
Fruit, Other Apple Pears	per pound				1.59	40	1.59						
Fruit, Other Cactus Pears	per pound				0.69-0.99	25	0.80						
Fruit, Other Cactus Pears	each	0.17-0.33	254	0.21	0.40	55	0.40						
Grapefruit Red	each	0.59-0.79	155	0.66									
Grapes Black Seedless	per pound	0.99-1.98	416	1.23	0.99-2.99	182	1.57	14	0.99-2.99	35	2.02		
Grapes Red Seedless	per pound	0.98-2.99	866	1.43	0.99-3.99	1,458	1.74	49	0.98-3.79	503	2.08		
Grapes White Seedless Type	per pound	0.98-2.99	860	1.42	0.99-3.99	1,578	1.67	45	0.98-3.79	503	2.08		
Honeydews	each	2.00-5.99	75	2.63									
Honeydews	per pound	0.99-1.29	121	1.26	0.20-0.50	77	0.47		1.29	4	1.29		
Lemons	each	0.25-0.50	129	0.36	0.40-0.69	354	0.48		0.50-1.00	50	0.60		
Lemons	2 lb bag				2.50	55	2.50						
Limes	each	0.10-0.44	249	0.25	0.38-0.50	559	0.50		0.38-0.50	75	0.47		
Limes	per pound				0.89	61	0.89						
Mangoes	each	0.49-1.67	784	0.89	0.69-1.50	1,012	1.03		0.89-1.25	313	1.25		
Misc Berries Blackberries	5.6 - 6 oz package	1.40-3.50	438	2.38	1.69-3.99	550	3.14		2.49-4.00	176	3.72		
Nectarines Various White Flesh Varieties	per pound	2.49-3.49	184	2.99	1.49-3.29	457	2.70	18					
Nectarines Various Yellow Flesh Varieties	per pound	0.97-3.49	839	1.69	0.99-3.99	1,109	2.17	49	0.99-3.79	219	2.21	37	
Oranges Navel	each	0.17-1.25	58	0.74									
Oranges Navel	per pound	0.87-1.69	219	1.19	0.99-2.49	71	1.63		1.29-1.79	70	1.64		

Wtd Avg - Simple weighted average



Commodity Variety	Unit	SOUTH CENTRAL U.S.				SOUTHWEST U.S.				NORTHWEST U.S.			
		Price Range	Stores with Ads	Wtd Avg Price	% Marked Local	Price Range	Stores with Ads	Wtd Avg Price	% Marked Local	Price Range	Stores with Ads	Wtd Avg Price	% Marked Local
Oranges Navel	3 lb bag	4.99-5.99	267	5.03		2.79-4.99	416	4.96		4.99	14	4.99	
Oranges Valencia	per pound					0.50-0.69	49	0.66					
Papaya Maradol/Tainung Types	per pound	0.89-0.99	73	0.90		0.79-1.50	364	0.94					
Papaya Solo Type	each					5.00	8	5.00					
Peaches Various White Flesh Varieties	per pound	2.98-3.49	177	3.01		1.49-3.84	608	2.57	9	1.99-3.99	18	3.66	
Peaches Various Yellow Flesh Varieties	per pound	0.97-3.49	1,740	1.88		0.99-3.99	1,367	2.11	43	0.99-3.99	427	2.60	23
Pears Bartlett	per pound	1.29-1.99	113	1.62		0.79-2.79	389	1.61	38	1.29-2.79	136	1.95	
Pears Bosc	per pound					1.69-1.99	268	1.85	54				
Pears D'Anjou	per pound					1.69	122	1.69					
Plums	per pound	1.39-2.99	556	2.21		0.79-2.99	563	2.37	39	1.79-3.98	134	2.23	59
Plums Interspecific Type	per pound	1.59-3.49	246	3.03		2.98-3.49	330	3.21	44	2.98	6	2.98	
Raspberries Red	6 oz package					2.00-4.29	283	3.74		2.99	23	2.99	
Strawberries	1 lb package	2.00-4.99	99	4.87		2.00-3.99	258	3.09		2.99-5.00	132	3.13	
Strawberries	2 lb package	3.99-4.98	214	4.49		4.98-4.99	353	4.98					
Tangerines	per pound	1.50-1.99	72	1.55		0.99-2.49	209	1.51		1.99-2.48	12	2.36	
Tangerines	5 lb package					6.99	256	6.99					
Tangerines	3 lb bag	3.79-5.99	524	4.95		4.48-4.99	371	4.74		3.99-4.99	75	4.18	
Tangelos	per pound					1.79	9	1.79					
Tangelos	each	1.25	29	1.25									
Watermelons Red Flesh Seeded Type	per pound					0.25-0.89	17	0.63		0.89	22	0.89	
Watermelons Red Flesh Seedless Miniature	each	1.97-4.29	348	3.02		1.50-4.99	376	4.87	94	2.48-3.98	139	2.57	
Watermelons Red Flesh Seedless Miniature	per pound	1.29	107	1.29									
Watermelons Red Flesh Seedless Type	each	2.95-6.99	320	5.54	9	2.95-6.99	84	4.40		4.99-7.99	139	6.03	6
Watermelons Red Flesh Seedless Type	per pound					0.20-0.60	378	0.41	12	0.38-0.69	345	0.67	2
FRUITS - ORGANIC													
Apples Gala	per pound	1.99-2.21	80	2.20		2.21	109	2.21		2.21-3.49	44	2.85	
Apples Honeycrisp	2 lb bag	5.99	138	5.99		5.99	187	5.99		5.99-6.99	138	6.09	
Apples, Processed Juice	64 oz (1/2 gallon)	2.49	138	2.49									

Wtd Avg - Simple weighted average



Commodity Variety	Unit	SOUTH CENTRAL U.S.				SOUTHWEST U.S.				NORTHWEST U.S.			
		Price Range	Stores with Ads	Wtd Avg Price	% Marked Local	Price Range	Stores with Ads	Wtd Avg Price	% Marked Local	Price Range	Stores with Ads	Wtd Avg Price	% Marked Local
Avocados Hass	each	0.99	92	0.99		0.99-3.00	565	1.83		0.99	26	0.99	
Bananas	per pound					0.99	16	0.99					
Blueberries	6 oz package	2.99-4.00	77	3.88		2.98	20	2.98		4.00	131	4.00	
Blueberries	1 pint package	3.98	107	3.98		3.98-4.99	200	4.06		4.98	6	4.98	
Blueberries	18 oz package	3.99	138	3.99						3.99-5.98	7	5.70	
Cantaloups	per pound									1.29	16	1.29	100
Grapes Black Seedless	per pound	2.77	75	2.77		2.77-3.99	114	2.82		2.49-3.99	59	3.07	
Grapes Red Seedless	per pound	1.08-2.99	210	2.59		1.99-3.99	647	3.43		2.49-3.99	78	3.05	
Grapes White Seedless Type	per pound	2.48-2.99	248	2.58		1.99-3.99	869	3.24	3	2.49-3.99	78	3.05	
Lemons	2 lb bag					3.99-4.99	117	4.11		3.99	14	3.99	
Limes	per pound					3.99	103	3.99					
Mangoes	each					1.99	16	1.99					
Misc Berries Blackberries	5.6 - 6 oz package	2.99-4.00	152	3.44		3.33-3.99	125	3.41					
Nectarines Various Yellow Flesh Varieties	per pound	3.32-3.99	182	3.71		3.32-3.99	135	3.45	19	2.49	61	2.49	
Peaches Various Yellow Flesh Varieties	per pound	3.32-3.99	292	3.82		3.32-3.99	135	3.45	19	2.49-3.99	214	3.49	
Pears Bartlett	per pound					2.29	8	2.29		1.98	21	1.98	
Plums	per pound	3.32	75	3.32		2.99-3.32	263	3.14		3.32	22	3.32	
Plums Interspecific Type	per pound	3.32	75	3.32		3.32	109	3.32					
Raspberries Red	6 oz package	3.98	107	3.98		2.99-3.98	440	3.40		4.00	131	4.00	
Strawberries	1 lb package	4.00-4.99	217	4.68		3.98-6.49	192	4.08		4.00	131	4.00	
Watermelons Red Flesh Seedless Type	per pound									0.99	16	0.99	100
ONIONS AND POTATOES													
Onions, Dry Red	per pound	0.99-1.49	182	1.30		0.99-1.49	154	1.09		0.99-1.29	100	1.28	
Onions, Dry White	per pound	0.57-1.49	390	0.99		0.50-1.39	350	0.96		1.19	1	1.19	
Onions, Dry Yellow	per pound	0.69-0.88	184	0.70		0.20-0.39	128	0.33		0.59-0.79	33	0.73	
Onions, Dry Yellow	3 lb bag	0.99-1.50	174	1.47		0.99	61	0.99					
Onions, Dry Yellow Marked Sweet	per pound	0.79-1.49	213	1.06		1.99	10	1.99		0.98-1.99	348	1.34	
Onions, Dry Yellow Marked Sweet	2 lb bag	1.95	4	1.95		1.50	34	1.50					
Onions, Dry Yellow Marked Sweet	3 lb bag	2.99-4.99	211	3.75						2.99	131	2.99	
Potatoes Round Red	per pound					0.88-0.99	107	0.94		0.78	9	0.78	
Potatoes	3 lb bag	1.99-2.50	14	2.25									

Wtd Avg - Simple weighted average



Commodity Variety	Unit	SOUTH CENTRAL U.S.				SOUTHWEST U.S.				NORTHWEST U.S.			
		Price Range	Stores with Ads	Wtd Avg Price	% Marked Local	Price Range	Stores with Ads	Wtd Avg Price	% Marked Local	Price Range	Stores with Ads	Wtd Avg Price	% Marked Local
Round Red													
Potatoes Round Red	5 lb bag	2.50-3.98	192	2.95	5								
Potatoes Round White	per pound					1.39	11	1.39					
Potatoes Round White	5 lb bag	3.00	10	3.00		2.50	15	2.50					
Potatoes Russet	per pound	1.39	27	1.39									
Potatoes Russet	5 lb bag	2.50-3.99	176	3.13		2.99-3.99	202	3.95		2.50-2.99	53	2.66	
Potatoes Russet	10 lb bag	5.99	16	5.99									
Potatoes Yellow Type	per pound					0.88	46	0.88		0.78	9	0.78	
Potatoes Yellow Type	3 lb bag					2.99	8	2.99					
Potatoes Yellow Type	5 lb bag	2.50-2.99	173	2.90									
ONIONS AND POTATOES - ORGANIC													
Onions, Dry Red	per pound									2.21	22	2.21	
Onions, Dry Yellow	per pound	1.49	92	1.49		1.49-1.79	31	1.57		1.49	26	1.49	
Onions, Dry Yellow Marked Sweet	per pound									1.48-1.49	97	1.48	100
VEGETABLES													
Artichokes	each	2.99	95	2.99		2.50-3.00	360	2.99	98				
Asparagus Green	per pound					4.99-6.99	360	5.03					
Bok Choy	per pound	1.49	7	1.49									
Beans Round Green Type	per pound	1.49	107	1.49		2.39-2.79	18	2.61		1.79-2.79	113	2.34	72
Broccoli	per pound					0.98	73	0.98					
Broccoli	per bunch	3.00	29	3.00									
Broccoli Crown Cut	per pound	0.99-1.68	302	1.40		0.97-2.49	340	1.56		1.49-1.69	25	1.61	
Beets	per bunch					1.50	42	1.50					
Beets	per pound					0.49	8	0.49					
Cabbage Round Green Type	per pound	0.59-0.79	343	0.60		0.33-0.69	262	0.53		0.69-1.29	25	1.22	
Carrots	per pound	0.59-0.79	76	0.62		0.50-0.69	67	0.67					
Carrots Baby Peeled	1 lb bag	1.28-1.59	121	1.36		0.99	120	0.99		1.99	22	1.99	
Carrots Baby Peeled	2 lb bag	2.50	6	2.50		2.00-2.50	17	2.06		2.00-3.00	121	2.72	
Cauliflower	each	1.49-3.00	137	2.89		0.98-1.25	86	1.00					
Cauliflower	per pound	1.49	107	1.49		0.79-1.28	215	0.97		1.29-1.69	36	1.51	
Celery	each	0.89-1.49	235	1.08		0.69-1.00	177	0.92		1.28-1.79	32	1.65	

Wtd Avg - Simple weighted average



Commodity Variety	Unit	SOUTH CENTRAL U.S.				SOUTHWEST U.S.				NORTHWEST U.S.			
		Price Range	Stores with Ads	Wtd Avg Price	% Marked Local	Price Range	Stores with Ads	Wtd Avg Price	% Marked Local	Price Range	Stores with Ads	Wtd Avg Price	% Marked Local
Celery	per pound					1.39	8	1.39	100	0.79	10	0.79	
Chinese Cabbage	per pound					0.49	40	0.49					
Cilantro	per bunch	0.79	107	0.79		0.33-0.69	107	0.48		0.50	23	0.50	
Corn-Sweet	each	0.20-1.66	742	0.61	5	0.25-1.67	869	0.78	5	0.42-1.00	295	0.67	29
Cucumbers	each	0.44-1.69	1,330	0.57	2	0.25-1.29	895	0.61		0.75-1.29	135	0.99	60
Cucumbers	per pound					0.33-0.89	85	0.79					
Cucumbers Long Seedless-Greenhouse	each	0.99	65	0.99		0.59-1.49	268	0.95					
Eggplant	per pound	1.49-1.68	49	1.65		1.49	40	1.49					
Eggplant	each	1.69	10	1.69	100								
Garlic	per sleeve	0.67-1.99	165	1.49		0.60-1.99	76	0.82					
Greens Collard	per bunch					0.69	7	0.69					
Greens Kale	per bunch					1.79	8	1.79	100				
Lettuce, Iceberg	each					0.69-1.50	84	0.82		1.78	9	1.78	
Lettuce, Other Green Leaf	each	0.99-1.19	14	1.09		1.89	8	1.89		1.50	25	1.50	
Lettuce, Other Red Leaf	each	0.99-1.19	14	1.09		1.89	8	1.89		1.50	25	1.50	
Lettuce, Romaine	each	0.99-1.99	58	1.63		1.89	8	1.89		1.50	61	1.50	
Lettuce, Romaine Hearts	3 count package	3.00	29	3.00		1.99-3.50	519	2.66	10				
Mushrooms Portobella	per pound					6.49	8	6.49					
Mushrooms White	8 oz package	1.99-2.00	79	1.99		1.79-2.99	363	2.58		2.00-2.50	147	2.35	41
Onions Green	per bunch	0.67-1.50	222	0.99		0.33-0.99	476	0.76		1.19	22	1.19	
Peppers, Bell Type Green	per pound					0.99	9	0.99					
Peppers, Bell Type Green	each	0.50-0.99	862	0.72		0.68-1.29	684	0.85		0.67-1.29	217	0.84	5
Peppers, Bell Type Orange	per pound									1.00	17	1.00	
Peppers, Bell Type Orange	each	0.99-1.00	171	1.00						1.33-2.00	93	1.39	
Peppers, Bell Type Orange-Greenhouse	each					0.99	53	0.99		1.50	15	1.50	
Peppers, Bell Type Red	per pound					0.99	120	0.99		1.00	17	1.00	
Peppers, Bell Type Red	each	0.99-1.25	223	1.06		0.40-0.99	368	0.90		0.99-2.00	172	1.21	
Peppers, Bell Type Red-Greenhouse	each					0.99	53	0.99		1.50	15	1.50	
Peppers, Bell Type Yellow	per pound									1.00	17	1.00	
Peppers, Bell Type Yellow	each	0.99-1.00	171	1.00						0.99-2.00	208	1.17	
Peppers, Bell Type Yellow-Greenhouse	each					0.99	53	0.99		1.50	15	1.50	
Peppers, Other Jalapeno	per pound	0.89-1.69	382	1.33	3	0.50-1.48	272	0.89		1.48-1.98	24	1.62	
Peppers, Other	1 lb	2.99-3.99	130	3.31									

Wtd Avg - Simple weighted average



Commodity Variety	Unit	SOUTH CENTRAL U.S.				SOUTHWEST U.S.				NORTHWEST U.S.			
		Price Range	Stores with Ads	Wtd Avg Price	% Marked Local	Price Range	Stores with Ads	Wtd Avg Price	% Marked Local	Price Range	Stores with Ads	Wtd Avg Price	% Marked Local
Mixed Mini Sweet Types	package												
Peppers, Other Serrano	per pound									1.98	6	1.98	
Radishes	per bunch					0.33-0.99	296	0.74					
Salad Mixed Types	1 lb bag					1.99	8	1.99					
Salad Mixed Types	10 - 12 oz package	1.50-2.99	52	2.11		1.00-3.34	303	2.86		1.98-3.49	56	2.88	
Salad Mixed Types	5 - 9 oz package	2.99-4.98	77	3.23	12	1.98-3.34	269	3.10		1.98-3.49	92	2.54	
Spinach	per bunch					0.99	6	0.99					
Spinach Flat, Baby Type	10 oz package	2.99-3.00	169	3.00		2.50	53	2.50					
Spinach Flat, Baby Type	8 oz package	2.99-3.00	169	3.00		2.00	7	2.00					
Squash Grey	per pound	0.89	94	0.89		0.50-0.99	107	0.77					
Squash Yellow Crookneck/Straightneck	per pound	1.25-1.99	233	1.44	4	0.99	120	0.99		1.29	17	1.29	
Squash Zucchini	per pound	1.25-1.99	233	1.44	4	0.50-1.29	447	0.85		1.29-1.48	98	1.45	83
Sweet Potatoes	per pound	1.48	42	1.48		0.99-2.69	160	1.42					
Tomatoes	per pound	0.89-2.99	178	1.67	13	0.50-2.49	215	1.03					
Tomatoes Vine Ripe - Heirloom Varieties-Greenhouse	per pound	3.99	23	3.99	100	4.29	8	4.29					
Tomatoes Vine Ripes	per pound	1.29-2.99	101	1.73	10					0.99	10	0.99	
Tomatoes Vine Ripes-Greenhouse	per pound	1.99	21	1.99						1.49	79	1.49	
Tomatoes Vine Ripes, On The Vine-Greenhouse	per pound	1.39-1.99	239	1.71		2.49	122	2.49		1.29	287	1.29	
Tomatoes, Grape Type	1 pint package	1.99-2.99	103	2.40						2.00	17	2.00	
Tomatoes, Grape Type	10 oz package	1.99	68	1.99		0.69	95	0.69		1.99	79	1.99	
Tomatoes, Plum Type Roma	per pound	0.69-1.69	816	0.92		0.69-1.89	672	1.11		0.99-2.79	99	1.69	
Tomatillos	per pound					0.99	291	0.99		1.99	11	1.99	
Vegetables Other Cactus Leaf (Nopales)	per pound	0.77-0.79	171	0.79		1.48	8	1.48		1.48	17	1.48	
VEGETABLES - ORGANIC													
Asparagus Green	per pound					7.49	8	7.49					
Broccoli	per pound									1.69-2.49	34	2.23	
Broccoli	per bunch	2.00	9	2.00									
Beets	per bunch					1.99-2.98	33	2.59					
Cabbage Round Green Type	per pound					1.49	199	1.49					
Carrots	per bunch									2.50-2.98	92	2.92	88

Wtd Avg - Simple weighted average



Commodity Variety	Unit	SOUTH CENTRAL U.S.				SOUTHWEST U.S.				NORTHWEST U.S.			
		Price Range	Stores with Ads	Wtd Avg Price	% Marked Local	Price Range	Stores with Ads	Wtd Avg Price	% Marked Local	Price Range	Stores with Ads	Wtd Avg Price	% Marked Local
Carrots Baby Peeled	1 lb bag	1.99	32	1.99									
Cauliflower	each									3.98	6	3.98	
Cauliflower	per pound					1.49	53	1.49					
Celery Hearts	each	3.99	74	3.99		1.99-2.50	48	2.08		2.50-3.99	159	3.73	
Cilantro	per bunch					0.89	8	0.89					
Cucumbers	each					3.99	8	3.99		0.99-1.50	115	1.42	
Cucumbers Long Seedless- Greenhouse	each	2.00	107	2.00		2.00	184	2.00					
Greens Kale	per bunch					0.99-1.99	24	1.45					
Lettuce, Iceberg	each					1.89-1.99	40	1.95					
Lettuce, Other Green Leaf	each	1.79	92	1.79		1.79	23	1.79		1.79	26	1.79	
Lettuce, Other Red Leaf	each					1.79	23	1.79		1.79	26	1.79	
Lettuce, Romaine Hearts	3 count package	3.50-3.99	56	3.74		2.98-3.99	42	3.41		3.49	79	3.49	
Mushrooms White	8 oz package	2.88	17	2.88									
Peppers, Bell Type Orange	per pound	3.49	92	3.49		3.49	23	3.49		3.49	26	3.49	
Peppers, Bell Type Red	per pound	3.49	92	3.49		3.49-3.99	28	3.58		3.49	26	3.49	
Peppers, Bell Type Yellow	per pound	3.49	92	3.49		3.49	23	3.49		3.49	26	3.49	
Peppers, Other Mixed Mini Sweet Types	1 lb package					5.99	14	5.99					
Salad Mixed Types	10 - 12 oz package	5.00-5.98	77	5.11						5.00	131	5.00	
Salad Mixed Types	5 - 9 oz package	3.00-3.50	245	3.22		3.00-3.50	1,145	3.30		3.33-3.99	225	3.68	
Spinach Flat, Baby Type	1 lb package	5.00	64	5.00									
Spinach Flat, Baby Type	5 - 6 oz package					3.33	223	3.33		2.99	17	2.99	
Squash Yellow Crookneck/Straightneck	per pound	1.88	9	1.88									
Squash Zucchini	per pound	1.49-1.88	101	1.52		1.49	23	1.49		1.49	26	1.49	
Tomatoes	per pound	2.49	92	2.49		2.49	23	2.49		2.49	26	2.49	
Tomatoes Vine Ripe - Heirloom Varieties	per pound					4.99	16	4.99	100				
Tomatoes Vine Ripe - Heirloom Varieties-Greenhouse	per pound	2.99-4.21	83	4.09		3.99-4.21	135	4.17		4.21-4.99	38	4.54	
Tomatoes Vine Ripes, On The Vine-Greenhouse	per pound					3.99	358	3.99					
Tomatoes, Cherry	1 pint package					2.50	13	2.50		4.99	19	4.99	
Tomatoes, Grape Type	1 pint package					2.50	13	2.50		4.99	19	4.99	
Tomatoes, Grape Type	10 oz package					4.43	109	4.43		2.99	10	2.99	

Wtd Avg - Simple weighted average



Commodity Variety	Unit	SOUTH CENTRAL U.S.				SOUTHWEST U.S.				NORTHWEST U.S.			
		Price Range	Stores with Ads	Wtd Avg Price	% Marked Local	Price Range	Stores with Ads	Wtd Avg Price	% Marked Local	Price Range	Stores with Ads	Wtd Avg Price	% Marked Local
OTHER SPECIALTY CROPS ITEMS													
Hemp Seeds-Shelled	7 oz package									9.79	22	9.79	
Hemp Seeds-Shelled	8 oz package					10.99	184	10.99					
OTHER SPECIALTY CROPS ITEMS - ORGANIC													
Hemp Protein	16 oz package					13.99	109	13.99					
Hemp (Seeds) Oil	16 oz	16.99	107	16.99		16.99	184	16.99					
Hemp Seeds-Shelled	7 oz package					8.79-13.99	293	12.06					
Hemp Seeds-Shelled	12 oz package	17.99	107	17.99		17.99	184	17.99		13.59	22	13.59	
Hemp Seeds-Shelled	16 oz package	14.99	107	14.99									
SEASONAL ITEMS													
Chayote	per pound	0.77	65	0.77		0.69	61	0.69					
Gladiola	bunched 10s	4.00	107	4.00									
Potted Plants Chrysanthemum	8 inch pot	8.00	42	8.00									
Rose, Hybrid Tea	bunched 12s	6.99-12.00	212	8.12		6.99-12.99	393	9.51		6.99-12.99	168	7.85	

Commodity Variety	Unit	ALASKA U.S.				HAWAII U.S.			
		Price Range	Stores with Ads	Wtd Avg Price	% Marked Local	Price Range	Stores with Ads	Wtd Avg Price	% Marked Local
FRUITS									
Apples Fuji	per pound	1.28-2.29	14	2.07		1.49-1.99	59	1.77	
Apples Fuji	3 lb bag	5.49	11	5.49					
Apples Gala	per pound	1.99	1	1.99					
Apples Gala	3 lb bag					4.29	7	4.29	
Apples Granny Smith	per pound	2.29	11	2.29					
Apples Honeycrisp	per pound	2.49	11	2.49					
Apples Pink Lady/Cripps Pink	per pound	1.28	3	1.28					
Apples	3 lb bag	5.49	11	5.49					

Wtd Avg - Simple weighted average



Commodity Variety	Unit	ALASKA U.S.				HAWAII U.S.			
		Price Range	Stores with Ads	Wtd Avg Price	% Marked Local	Price Range	Stores with Ads	Wtd Avg Price	% Marked Local
Pink Lady/Cripps Pink									
Apples Red Delicious	per pound					1.89	7	1.89	
Apples, Processed Juice	64 oz (1/2 gallon)	3.99	11	3.99					
Avocados Hass	each	1.59-2.99	40	2.63					
Bananas	per pound					1.29	3	1.29	
Blueberries	6 oz package	2.49-3.99	15	3.63		3.00	23	3.00	
Blueberries	18 oz package	4.19-6.99	10	6.71		7.99	33	7.99	
Cantaloups	per pound	0.99	2	0.99					
Clementines	2 lb bag	4.49	11	4.49					
Grapefruit Red	each	1.25-2.49	31	2.37		1.89	7	1.89	
Grapes Red Seedless	per pound	2.69-4.49	40	4.03		2.49-2.99	50	2.76	
Grapes White Seedless Type	per pound	2.69-4.49	40	4.03		2.49-3.29	53	2.79	
Honeydews	per pound	1.49	2	1.49		1.69	3	1.69	
Lemons	each	0.59	1	0.59					
Mangoes	each	1.59-2.00	15	1.73					
Misc Berries Blackberries	5.6 - 6 oz package	3.49-3.99	11	3.90					
Nectarines Various Yellow Flesh Varieties	per pound	2.58-3.49	4	2.81		2.99-3.99	30	3.22	
Peaches Various White Flesh Varieties	per pound					2.99	4	2.99	
Peaches Various Yellow Flesh Varieties	per pound	2.58-3.49	6	2.80					
Pears Bartlett	per pound	1.99-2.28	5	2.16					
Pears D'Anjou	per pound	2.28-2.99	31	2.92		2.09	7	2.09	
Pineapples	per pound					0.79	23	0.79	100
Strawberries	1 lb package	4.99	11	4.99		4.99	4	4.99	
Watermelons Red Flesh Seedless Type	each	8.99-9.99	22	9.58					
Watermelons Red Flesh Seedless Type	per pound	0.89	11	0.89		1.79	7	1.79	
FRUITS - ORGANIC									
Apples Gala	per pound					3.10	4	3.10	
Apples Honeycrisp	2 lb bag	6.99	11	6.99					
Apples Pink Lady/Cripps Pink	2 lb bag	6.99	28	6.99					

Wtd Avg - Simple weighted average



Commodity Variety	Unit	ALASKA U.S.				HAWAII U.S.			
		Price Range	Stores with Ads	Wtd Avg Price	% Marked Local	Price Range	Stores with Ads	Wtd Avg Price	% Marked Local
Blueberries	6 oz package	3.00	1	3.00					
Grapes Black Seedless	per pound				3.87	4	3.87		
Grapes Red Seedless	per pound	3.78	3	3.78	3.87	4	3.87		
Grapes White Seedless Type	per pound	3.78	3	3.78	3.87	4	3.87		
Misc Berries Blackberries	5.6 - 6 oz package				4.67	4	4.67		
Nectarines Various Yellow Flesh Varieties	per pound				4.65	4	4.65		
Plums	per pound				4.65	4	4.65		
ONIONS AND POTATOES									
Onions, Dry Red	per pound	1.29	2	1.29					
Onions, Dry Yellow	per pound	0.79	1	0.79					
Onions, Dry Yellow Marked Sweet	per pound	1.29-1.79	15	1.67					
Onions, Dry Yellow Marked Sweet	2 lb bag				4.29	7	4.29		
Potatoes Russet	per pound	1.69	1	1.69	1.79	7	1.79		
Potatoes Yellow Type	5 lb bag				4.99	3	4.99		
ONIONS AND POTATOES - ORGANIC									
Onions, Dry Red	per pound				3.10	4	3.10		
Onions, Dry Yellow	2 lb bag	2.99-3.48	4	3.36					
VEGETABLES									
Asparagus Green	per pound	4.99	1	4.99					
Broccoli Crown Cut	per pound				2.19	3	2.19		
Beets	per pound	1.78	3	1.78					
Cabbage Round Green Type	per pound	1.99	28	1.99	1.29	23	1.29		
Carrots Baby Peeled	1 lb bag	1.78	3	1.78					
Cauliflower	per pound	1.68	3	1.68					
Celery	per pound	1.29-1.49	11	1.45					
Chinese Cabbage	per pound				1.29	4	1.29		
Corn-Sweet	each	1.25	13	1.25					
Cucumbers	each	1.19-1.69	3	1.36					

Wtd Avg - Simple weighted average



Commodity Variety	Unit	ALASKA U.S.				HAWAII U.S.			
		Price Range	Stores with Ads	Wtd Avg Price	% Marked Local	Price Range	Stores with Ads	Wtd Avg Price	% Marked Local
Lettuce, Iceberg	per pound					2.69	23	2.69	
Lettuce, Other Green Leaf	per pound					1.39	7	1.39	
Lettuce, Other Red Leaf	per pound					1.39	7	1.39	
Lettuce, Romaine	per pound					2.69	4	2.69	
Lettuce, Romaine Hearts	3 count package					4.69	3	4.69	
Peppers, Bell Type Green	each	0.89-1.50	22	1.39					
Peppers, Bell Type Orange	per pound	3.49	1	3.49					
Peppers, Bell Type Orange	each	1.50-1.99	39	1.86					
Peppers, Bell Type Red	per pound	3.49	1	3.49					
Peppers, Bell Type Red	each	1.50-1.99	39	1.86					
Peppers, Bell Type Yellow	per pound	3.49	1	3.49					
Peppers, Bell Type Yellow	each	1.50-1.99	39	1.86					
Peppers, Other Mixed Mini Sweet Types	1 lb package	3.99	9	3.99					
Salad Mixed Types	10 - 12 oz package	1.29	11	1.29					
Spinach	per bunch					3.29	33	3.29	
Squash Zucchini	per pound	1.69	1	1.69		1.99	23	1.99	
Sweet Potatoes	per pound	1.78	3	1.78					
Tomatoes	per pound					2.69	3	2.69	
Tomatoes Vine Ripes, On The Vine-Greenhouse	per pound	1.79-2.99	49	2.67		2.99	4	2.99	
Tomatoes, Grape Type	10 oz package					3.50	23	3.50	
VEGETABLES - ORGANIC									
Carrots	per bunch	3.29	1	3.29					
Celery	each	2.89	1	2.89					
Cucumbers	each	2.28	3	2.28					
Lettuce, Romaine	each	2.50	3	2.50					
Salad Mixed Types	5 - 9 oz package	4.50	11	4.50		4.59	4	4.59	
Tomatoes Vine Ripe - Heirloom Varieties-Greenhouse	per pound					5.90	4	5.90	
OTHER SPECIALTY CROPS ITEMS									
Hemp Seeds-Shelled	7 oz					11.99	4	11.99	

Wtd Avg - Simple weighted average



Commodity Variety	Unit	ALASKA U.S.				HAWAII U.S.			
		Price Range	Stores with Ads	Wtd Avg Price	% Marked Local	Price Range	Stores with Ads	Wtd Avg Price	% Marked Local
	package								
Hemp Seeds-Shelled	8 oz package	8.24-11.99	22	10.12					
OTHER SPECIALTY CROPS ITEMS - ORGANIC									
Hemp Seeds-Shelled	7 oz package	9.74	11	9.74					
Hemp Seeds-Shelled	12 oz package					17.19	4	17.19	
SEASONAL ITEMS									
Rose, Hybrid Tea	bunched 12s	8.99	11	8.99		15.54	4	15.54	

REGIONAL DEFINITIONS

As used in this report, regions include the following states:

NORTHEAST U.S.	Connecticut, Delaware, Massachusetts, Maryland, Maine, New Hampshire, New jersey, New York, Pennsylvania, Rhode Island and Vermont
SOUTHEAST U.S.	Alabama, Florida, Georgia, Mississippi, North Carolina, South Carolina, Tennessee, Virginia and West Virginia
MIDWEST U.S.	Iowa, Illinois, Indiana, Kentucky, Michigan, Minnesota, North Dakota, Nebraska, Ohio, South Dakota and Wisconsin
SOUTH CENTRAL U.S.	Arkansas, Colorado, Kansas, Louisiana, Missouri, New Mexico, Oklahoma, and Texas
SOUTHWEST U.S.	Arizona, California, Nevada and Utah
NORTHWEST U.S.	Idaho, Montana, Oregon, Washington, and Wyoming
ALASKA U.S.	Alaska
HAWAII U.S.	Hawaii