



Advertised Prices for Specialty Crops Products at Major Retail Supermarket Outlets ending during the period of 9/30/2023 to 10/12/2023

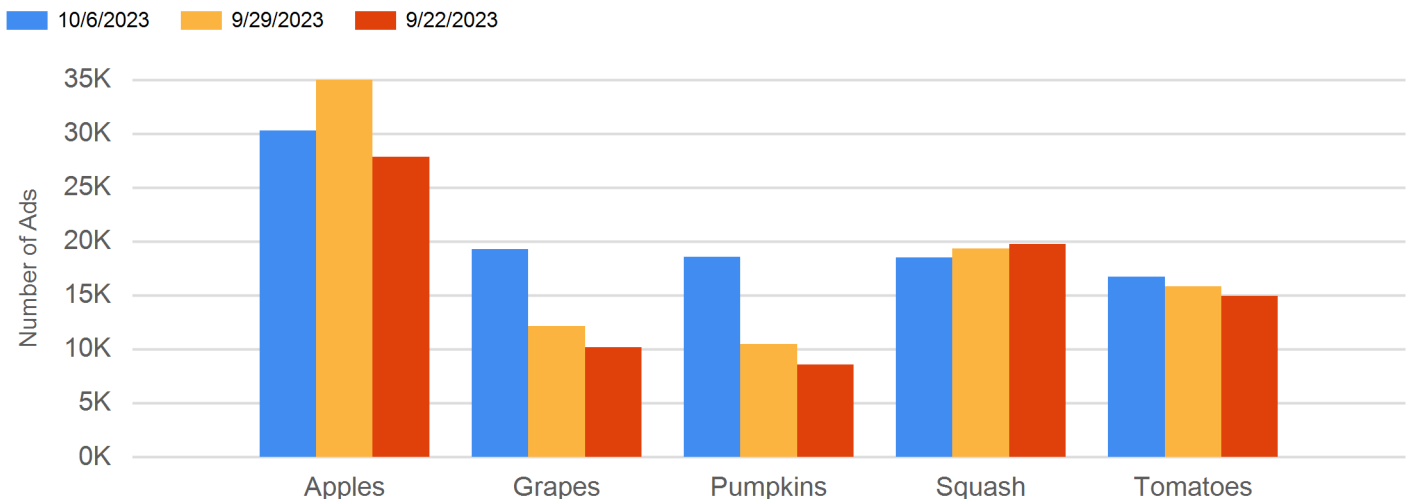
A Blend of Seasons

This week retailers offered a mix of fall favorites and summer standbys. Pumpkins were extremely well advertised, as were hard squashes, pears, and apples. Pomegranates, cranberries, and persimmons graced ads with their fall colors. Meanwhile, strawberries were heavily featured and multiple retailers featured organic Keitt mangos from California. Jalapenos and asparagus were also popular. Some retailers featured special sections celebrating Italian Heritage Month, using that space to showcase Italian and bell peppers, eggplant, portobella mushrooms, and tomatoes.

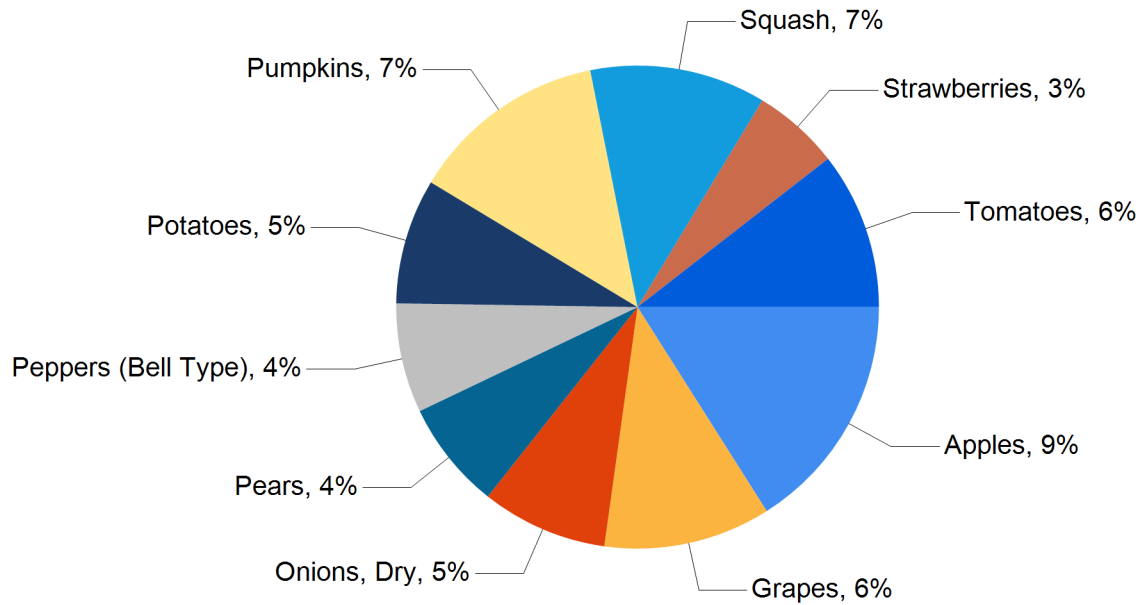
Total ad numbers this week were 299,046, a 2% increase from last week's total of 291,792. The total for the same week last year was 10% lower than for this year. The total number of ads broken out by commodity groups: fruit 141,565 (47% of all ads), onions and potatoes 27,042 (9%), vegetables 126,360 (42%), herbs 1,530, ornamentals 767, and hemp 3,312. The number of ads for organic produce was 49,404, 17% of total ads.

The following are the prices of major advertised items (3,000 plus ads) this week, compared to the same week last year. Significant increases in price for fruit this week included seedless grapes (red at 30%, white at 15%) and blackberries (5.6-6 oz. package) at 17%. Significant decreases in price for fruit included strawberries (1 lb.) at 20%, Honeycrisp apples (per lb.) at 19%, and Bartlett pears (per lb.) at 12%. Significant changes in price for potatoes and onions this week included only a 29% increase for yellow onions (3 lb. bag). Significant increases in price for vegetables this week included jalapeno peppers at 28%, asparagus at 17%, and pumpkins (each) at 13%. Significant decreases included pie type pumpkins (each) at 35%.

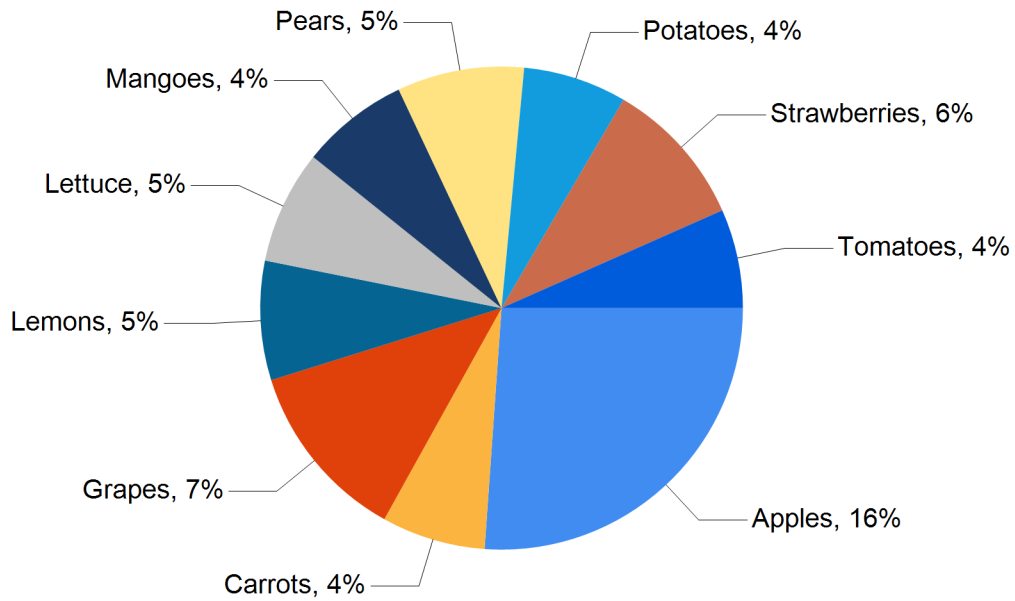
Top 5 Commodities Featured This Week



Top 10 Commodities as Percentage of Total Conventional Ads

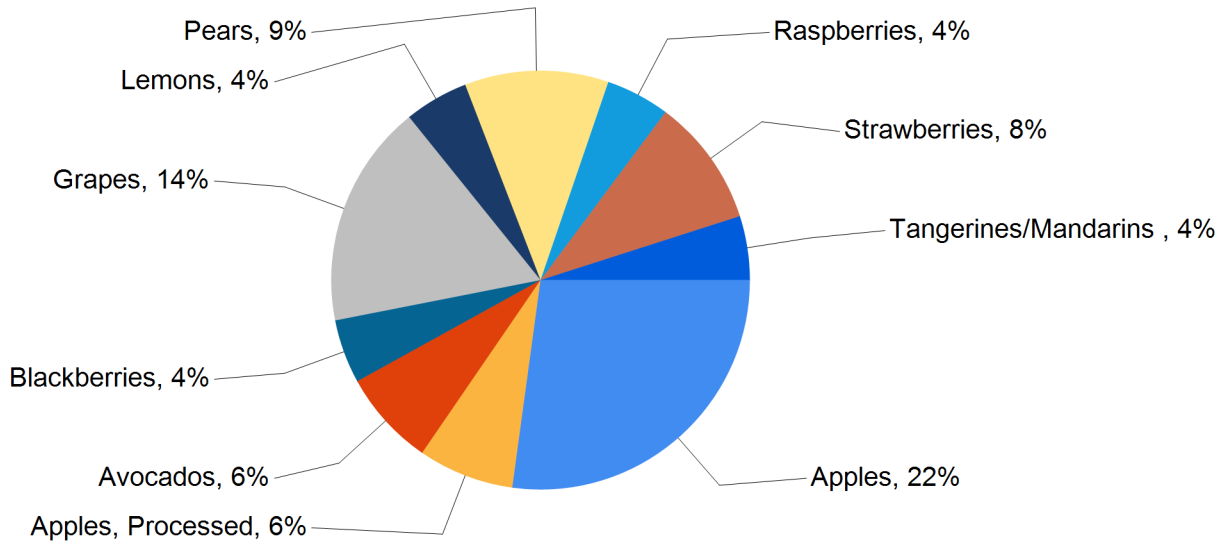


Top 10 Commodities as Percentage of Total Organic Ads

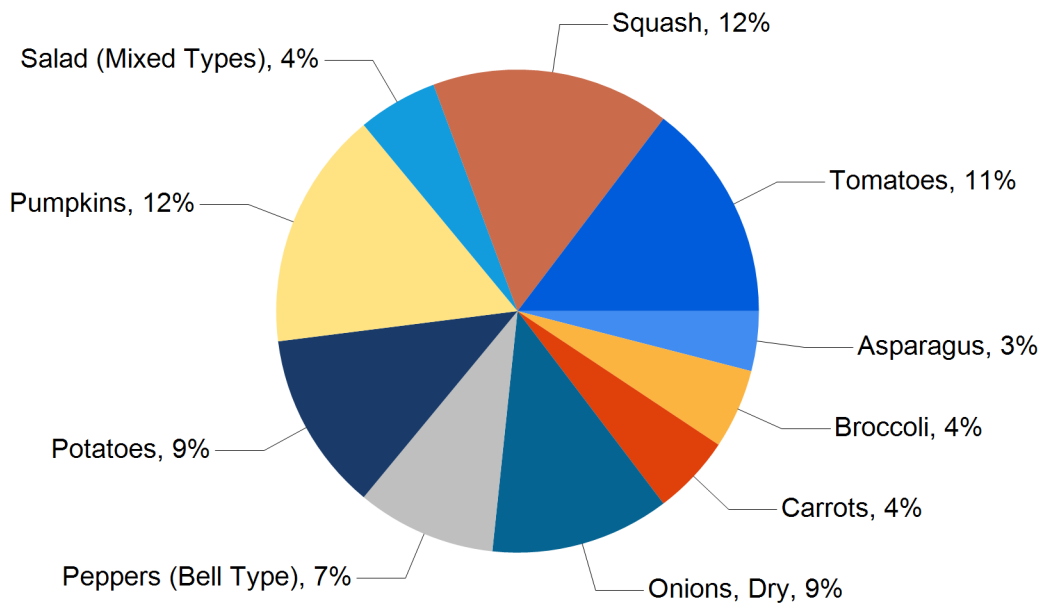


Wtd Avg - Simple weighted average

Top 10 Fruits as Percentage of Total Fruit Ads



Top 10 Vegetables as Percentage of Total Vegetable Ads Including Onions and Potatoes



Wtd Avg - Simple weighted average

NATIONAL CONVENTIONAL SUMMARY
 (not including AK & HI)

Fruit								
Commodity	Variety	Unit	THIS WEEK		LAST WEEK		LAST YEAR	
			Number of Ads	Wtd Avg Price	Number of Ads	Wtd Avg Price	Number of Ads	Wtd Avg Price
Apple Pears		per lb	113	1.86	49	1.52	12	2.79
Apples	Ambrosia	per lb	455	1.74				
Apples	Cortland	3 lb bag	119	3.66	132	3.74		
Apples	Cortland	per lb	404	1.40	765	1.32		
Apples	Empire	3 lb bag	16	2.00	10	2.99		
Apples	Empire	per lb	122	0.99	250	0.99		
Apples	Envy	per lb	287	1.88	145	2.03		
Apples	Fuji	2 lb bag	20	3.99	8	2.99	26	2.99
Apples	Fuji	3 lb bag	141	3.20	388	2.84		
Apples	Fuji	5 lb bag	51	5.85	1,391	5.02	78	5.99
Apples	Fuji	per lb	1,069	1.10	1,645	1.34	1,618	1.61
Apples	Gala/Royal Gala	2 lb bag	148	3.68	78	2.38	67	2.86
Apples	Gala/Royal Gala	3 lb bag	1,316	3.59	4,049	2.48	2,353	2.92
Apples	Gala/Royal Gala	5 lb bag	182	5.30	788	4.99	92	5.99
Apples	Gala/Royal Gala	per lb	2,868	1.16	5,913	1.44	4,009	1.37
Apples	Ginger Gold	3 lb bag	40	2.99	128	3.15		
Apples	Ginger Gold	per lb	105	1.34	220	1.03	347	1.17
Apples	Golden Delicious	3 lb bag	201	3.63	544	2.90	845	3.06
Apples	Golden Delicious	per lb	456	1.07	426	1.05	135	1.19
Apples	Granny Smith	2 lb bag	20	3.99	27	2.99	42	2.80
Apples	Granny Smith	3 lb bag	41	2.50			2,058	5.49
Apples	Granny Smith	5 lb bag	44	5.99	876	5.09	92	5.99
Apples	Granny Smith	per lb	1,187	1.59	631	1.11	2,257	1.45
Apples	Honeycrisp	2 lb bag	2,002	2.62	1,195	4.99	783	2.98
Apples	Honeycrisp	3 lb bag	404	5.85	1,056	4.70	104	6.63
Apples	Honeycrisp	5 lb bag	37	4.18	408	4.99	39	7.69
Apples	Honeycrisp	per lb	6,914	1.90	5,536	2.17	5,235	2.36
Apples	Jonagold	3 lb bag	29	2.65	48	3.05	19	2.99
Apples	Jonagold	per lb	84	1.22	25	0.86	209	1.00
Apples	Jonathan	3 lb bag	197	3.28	234	3.12	230	3.58
Apples	McIntosh	2 lb bag	19	2.99	11	2.99	17	2.94
Apples	McIntosh	3 lb bag	506	3.58	1,092	3.24	221	3.47
Apples	McIntosh	per lb	672	1.13	1,201	1.33	1,170	1.39

Wtd Avg - Simple weighted average



Commodity	Variety	Unit	THIS WEEK		LAST WEEK		LAST YEAR	
			Number of Ads	Wtd Avg Price	Number of Ads	Wtd Avg Price	Number of Ads	Wtd Avg Price
Apples	Paula Red	5 lb bag	7	5.00				
Apples	Paula Red	per lb	8	0.99	8	0.79	8	0.99
Apples	Pink Lady/Cripps Pink	3 lb bag	60	3.70	50	4.00	8	6.99
Apples	Pink Lady/Cripps Pink	per lb	715	1.38	104	1.40	418	1.42
Apples	Red Delicious	2 lb bag	19	2.99	126	2.17	42	2.80
Apples	Red Delicious	3 lb bag	501	3.39	877	2.87	1,233	3.59
Apples	Red Delicious	5 lb bag	73	6.04			9	3.99
Apples	Red Delicious	per lb	736	1.19	653	1.14	624	1.19
Apples	Rome	per lb	228	1.49	252	1.49	81	1.49
Apples, Processed	Juice	128 oz (1 gallon)	58	6.65	106	4.42	141	4.04
Apples, Processed	Juice	64 oz (1/2 gallon)	3,222	2.70	4,405	2.91	2,956	2.61
Apples, Processed	Juice	96 oz (3/4 gallon)	19	3.85	25	3.89		
Apples, Processed	Juice Marked Cider	128 oz (1 gallon)	1,605	6.49	1,166	6.87	2,561	7.17
Apples, Processed	Juice Marked Cider	64 oz (1/2 gallon)	3,164	4.30	2,206	4.18	2,264	4.59
Apples, Processed	Juice Marked Cider	96 oz (3/4 gallon)	10	4.00			64	6.99
Avocados	Hass	each	5,176	1.15	5,091	1.15	9,659	1.21
Avocados	Hass	per lb	81	1.03				
Avocados	Hass-Marked Extra Large	each	113	1.64	236	2.44		
Avocados	Hass-Marked Large	each	1,020	1.46	1,050	1.41		
Avocados	Hass-Marked Medium	each	794	1.25	1,637	1.06		
Avocados	Hass-Marked Small	each	110	0.55	92	0.57		
Bananas		per lb	347	0.53	784	0.54	514	0.48
Blackberries		5.6-6 oz package	4,586	3.23	4,053	3.21	4,693	2.75
Blueberries		1 pint (11-12 oz cntr w/ lid)	204	3.96	197	3.99		
Blueberries		6 oz package	1,200	3.36	197	3.33	2,285	3.04
Cactus Pears		each	254	0.24	239	0.20	280	0.30
Cantaloupes		each	1,360	3.18	1,869	3.14	1,553	3.28
Cantaloupes		per lb	432	0.58	181	0.53	142	0.88
Clementines		2 lb bag	319	3.13	419	4.16	873	4.17
Clementines		3 lb bag	1,445	4.88	608	4.99	815	4.16
Cranberries		12 oz bag	1,031	2.43	51	2.20	802	2.83
Grapefruit	RED	each	302	1.98	438	1.45	39	1.13
Grapefruit	RED	per lb	95	1.29				
Grapes	Black Seedless	per lb	2,143	2.87	1,132	3.10	3,299	2.07
Grapes	Red Globe Seeded Type	per lb	456	2.94	234	2.99	757	2.70
Grapes	Red Seedless	per lb	5,468	2.82	2,379	3.06	7,938	2.17
Grapes	White Seedless Type	per lb	7,612	2.43	5,459	2.74	8,597	2.12

Wtd Avg - Simple weighted average



Commodity	Variety	Unit	THIS WEEK		LAST WEEK		LAST YEAR	
			Number of Ads	Wtd Avg Price	Number of Ads	Wtd Avg Price	Number of Ads	Wtd Avg Price
Honeydews		each	915	4.23	1,025	3.93	306	3.99
Honeydews		per lb	55	0.79	387	0.97	244	0.88
Kiwifruit	Hayward	1-lb containers with lids	3	2.99				
Kiwifruit	Yellow Flesh	1-lb containers with lids	474	4.12	75	3.49		
Lemons		2 lb bag	727	3.86	2,155	3.91	1,677	3.33
Lemons		each	2,330	0.76	1,572	0.77	1,261	0.57
Limes		each	243	0.36	1,026	0.43	1,531	0.39
Limes		per lb	8	0.99			120	0.87
Mangoes	Round Varieties	each	1,040	1.14	1,478	1.14		
Mangoes	Round Varieties Marked Extra Large	each	37	1.25	46	1.30		
Mangoes	Round Varieties Marked Large	each	8	1.99	774	1.30		
Nectarines	Various White Flesh Varieties	per lb	7	0.99				
Nectarines	Various Yellow Flesh Varieties	per lb	8	1.99				
Oranges	Navel	3 lb bag	1,164	4.84	2,962	4.46	915	5.60
Oranges	Navel	4 lb bag	2	6.98	142	6.14		
Oranges	Navel	each	1,135	1.05	2,332	1.11	1,386	1.12
Oranges	Navel	per lb	502	1.24	2,814	1.18	761	1.41
Oranges	Navel, Cara Cara	3 lb bag	30	5.98	419	6.01		
Oranges	Navel, Cara Cara	each	8	0.75	334	0.98		
Oranges	Navel, Cara Cara	per lb	17	1.85	236	1.67		
Oranges	Valencia	4 lb bag	272	4.99	46	5.99		
Oranges	Valencia	each	50	0.70	37	0.60	38	0.67
Oranges	Valencia	per lb	66	0.99	105	0.87	11	1.99
Papaya	Maradol/Tainung Types	per lb	702	0.81	468	1.17	1,471	1.03
Papaya	Solo Type	per lb	121	0.63	23	0.99	46	1.29
Peaches	Various White Flesh Varieties	per lb	8	1.00	378	2.40	161	3.49
Peaches	Various Yellow Flesh Varieties	per lb	2,602	2.77	2,868	2.67	2,181	2.65
Pears	Bartlett	2 lb bag	24	3.99	822	3.29		
Pears	Bartlett	3 lb bag	1,480	2.71	223	3.93	20	3.99
Pears	Bartlett	per lb	4,687	1.57	3,661	1.64	4,370	1.78
Pears	Bosc	2 lb bag	10	1.99				
Pears	Bosc	3 lb bag	549	2.77	19	5.00		
Pears	Bosc	per lb	2,548	1.71	1,481	1.79	2,573	1.79
Pears	D'Anjou	3 lb bag	19	5.00				
Pears	D'Anjou	per lb	874	1.84	557	1.68	675	1.66
Persimmons		per lb	9	1.99				

Wtd Avg - Simple weighted average



Commodity	Variety	Unit	THIS WEEK		LAST WEEK		LAST YEAR	
			Number of Ads	Wtd Avg Price	Number of Ads	Wtd Avg Price	Number of Ads	Wtd Avg Price
Pineapples		each	2,785	2.61	1,838	2.77	3,652	2.60
Pineapples		per lb	275	0.72	151	0.78	341	0.74
Plums		per lb	924	2.56	1,536	2.57	974	2.73
Plums	Interspecific Type	per lb	1,553	2.16	1,918	2.27		
Pomegranates		each	1,914	3.31	3,480	2.50	1,151	2.60
Pomegranates		per lb	78	0.79	8	1.99		
Prunes		per lb	16	0.99	38	1.61	15	1.49
Raspberries		1 pint (11-12 oz cntr w/ lid)	152	5.79				
Raspberries		6 oz package	4,424	3.25	6,145	3.03		
Strawberries		1 lb package	7,872	2.79	5,528	3.01	2,392	3.49
Strawberries		2 lb package	331	5.25	319	4.89	205	5.15
Tangelos		3 lb bag	55	3.99				
Tangerines/Mandarins		2 lb bag	371	3.93	534	4.47	896	4.86
Tangerines/Mandarins		3 lb bag	4,594	4.29	3,627	4.41	4,809	4.41
Tangerines/Mandarins		5 lb package	228	9.99	252	9.99		
Tangerines/Mandarins		each	61	0.75	29	0.60	41	1.33
Tangerines/Mandarins		per lb	102	1.52	111	1.81	72	1.54
Watermelons	Red Flesh Seedless Miniature	each	91	3.31	77	3.76	234	3.99
Watermelons	Red Flesh Seedless Type	each	377	4.88	706	4.45	63	4.28
Watermelons	Red Flesh Seedless Type	per lb	216	0.45	76	0.35	169	0.40

Potatoes & Onions

Commodity	Variety	Unit	THIS WEEK		LAST WEEK		LAST YEAR	
			Number of Ads	Wtd Avg Price	Number of Ads	Wtd Avg Price	Number of Ads	Wtd Avg Price
Onions, Dry	RED	2 lb bag	213	2.10	321	2.40	146	2.68
Onions, Dry	RED	per lb	486	1.14	2,762	1.44	737	1.08
Onions, Dry	WHITE	2 lb bag	199	2.10	212	1.94	10	1.67
Onions, Dry	WHITE	5 lb bag	7	4.00				
Onions, Dry	WHITE	per lb	3,347	1.20	2,655	1.19	1,235	1.23
Onions, Dry	YELLOW	10 lb bag	21	5.37	24	4.99		
Onions, Dry	YELLOW	2 lb bag	524	1.82	621	1.86	660	1.67
Onions, Dry	YELLOW	3 lb bag	3,985	2.89	3,006	2.65	1,975	2.24
Onions, Dry	YELLOW	5 lb bag	35	3.50	11	2.50		
Onions, Dry	YELLOW	per lb	804	0.86	1,165	0.77	1,047	0.96
Onions, Dry	YELLOW MARKED SWEET	2 lb bag	24	2.82	529	1.59	387	1.67
Onions, Dry	YELLOW MARKED SWEET	3 lb bag	966	3.41	257	3.13	576	3.59
Onions, Dry	YELLOW MARKED SWEET	per lb	1,200	1.18	1,168	1.38	2,402	1.26

Wtd Avg - Simple weighted average



Commodity	Variety	Unit	THIS WEEK		LAST WEEK		LAST YEAR	
			Number of Ads	Wtd Avg Price	Number of Ads	Wtd Avg Price	Number of Ads	Wtd Avg Price
Potatoes	ROUND RED	10 lb bag	9	3.99	8	3.99	13	3.99
Potatoes	ROUND RED	3 lb bag	121	2.71	164	3.36	65	3.74
Potatoes	ROUND RED	5 lb bag	1,880	3.41	2,340	3.84	566	4.18
Potatoes	ROUND RED	per lb	308	0.94	566	1.29	501	1.13
Potatoes	ROUND WHITE	3 lb bag	19	3.00				
Potatoes	ROUND WHITE	5 lb bag	833	2.71	1,112	2.96	174	3.03
Potatoes	ROUND WHITE	per lb	205	0.96	154	0.97	100	1.12
Potatoes	RUSSET	10 lb bag	539	3.90	696	3.57	638	4.44
Potatoes	RUSSET	3 lb bag	35	2.45	6	2.49	42	2.39
Potatoes	RUSSET	5 lb bag	2,616	2.80	5,652	3.13	3,745	3.24
Potatoes	RUSSET	8 lb bag	296	6.42	343	6.19	125	3.65
Potatoes	RUSSET	per lb	1,730	1.00	568	1.08	436	0.97
Potatoes	YELLOW TYPE	10 lb bag	8	3.89	8	3.99		
Potatoes	YELLOW TYPE	3 lb bag	146	2.53	204	2.65	52	2.03
Potatoes	YELLOW TYPE	5 lb bag	2,884	3.41	3,885	3.33	1,503	3.54
Potatoes	YELLOW TYPE	per lb	169	1.02	459	1.33	345	1.05

Vegetables

Commodity	Variety	Unit	THIS WEEK		LAST WEEK		LAST YEAR	
			Number of Ads	Wtd Avg Price	Number of Ads	Wtd Avg Price	Number of Ads	Wtd Avg Price
Artichokes		each	170	2.27	187	2.89	391	2.30
Asparagus	GREEN	per lb	4,590	3.65	2,427	4.19	4,224	3.12
Beans	ROUND GREEN TYPE	12 oz bag	596	2.80	387	3.59		
Beans	ROUND GREEN TYPE	per lb	1,741	1.82	1,385	1.54	367	1.57
Beets		per bunch	83	2.85	44	2.69	56	3.00
Beets		per lb	60	0.90	14	0.69	40	0.54
Bok Choy		per lb	65	1.24	6	0.98	11	1.26
Broccoli		per bunch	1,906	2.97	2,038	2.85	1,569	2.85
Broccoli		per lb	8	1.99	332	1.27	14	0.99
Broccoli	BABY HYBRID TYPE	per bunch	65	2.99			91	2.99
Broccoli	CROWN CUT	per lb	2,809	1.62	2,012	1.84	1,613	1.84
Brussels Sprouts		1 lb bag	272	3.49	263	4.95		
Brussels Sprouts		12 oz bag	413	2.50	11	3.00		
Brussels Sprouts		per lb	1,060	3.39	94	2.91	1,366	2.81
Cabbage	ROUND GREEN TYPE	per lb	2,905	0.73	2,629	0.69	1,652	0.72
Cactus Leaf (Nopales)		per lb	60	0.96	50	1.18	53	0.72
Carrots		1 lb bag	405	1.03	95	1.18	126	0.72

Wtd Avg - Simple weighted average



Commodity	Variety	Unit	THIS WEEK		LAST WEEK		LAST YEAR	
			Number of Ads	Wtd Avg Price	Number of Ads	Wtd Avg Price	Number of Ads	Wtd Avg Price
Carrots		2 lb bag	410	1.77	163	1.78	869	1.60
Carrots		5 lb film bag	110	2.51	204	2.79		
Carrots		per bunch	107	2.50	107	2.50	33	1.50
Carrots		per lb	141	0.70	200	0.83	173	0.42
Carrots	BABY PEELED	1 lb bag	674	1.50	3,148	1.19	2,419	1.25
Carrots	BABY PEELED	2 lb bag	1,657	2.38	662	2.61	2,111	2.25
Carrots	BABY PEELED	per lb	72	1.64				
Cauliflower		each	2,064	2.80	1,568	2.95	1,384	2.73
Cauliflower		per lb	247	1.80	249	0.95	509	1.66
Celery		each	1,165	1.61	1,058	1.61	3,645	1.39
Celery		per lb	162	1.25			15	0.87
Celery	HEARTS	per package	236	3.35	93	2.54		
Chayote		each	222	0.48	132	0.51	79	0.49
Chayote		per lb	128	0.89	134	0.94	92	0.80
Chinese Cabbage		per lb	40	0.59			43	0.59
Cilantro		per bunch	787	0.68	349	0.47	1,213	0.60
Collards		1 lb bag	17	2.49	24	2.88	86	2.57
Collards		per bunch	245	1.09	8	1.99	97	2.31
Collards		per lb	47	1.48	262	1.19	29	0.99
Corn-Sweet		each	324	0.51	1,115	0.52	321	0.50
Corn-Sweet		trays 4-5 ears film wrapped	206	4.96	222	4.99		
Cucumbers		each	2,955	0.80	2,570	0.78	1,389	0.83
Cucumbers		per lb	24	0.97	16	0.99		
Cucumbers	LONG SEEDLESS - Greenhouse	each	403	1.61	836	1.48	103	1.61
Eggplant		per lb	329	1.30	741	1.50	508	1.34
Garlic		per sleeve	171	1.50	112	1.41	283	1.42
Jalapeno Peppers		per lb	3,497	1.31	2,602	1.28	279	1.02
Kale		per bunch	64	3.00	16	1.84		
Kale		per lb	47	1.48	225	1.58	9	0.99
Leeks		per bunch	73	3.00	14	1.99		
Lettuce	Boston	each	8	1.89	78	1.50	160	1.69
Lettuce	Green Leaf	each	441	1.45	153	1.67	2	3.00
Lettuce	Green Leaf	per lb	26	1.64	19	1.99		
Lettuce	Iceberg	each	630	1.35	2,100	1.54	583	1.67
Lettuce	Red Leaf	each	169	1.38	153	1.67	2	3.00
Lettuce	Red Leaf	per lb	26	1.64	19	1.99		
Lettuce	Romaine	each	301	3.44	712	2.86	11	1.77

Wtd Avg - Simple weighted average



Commodity	Variety	Unit	THIS WEEK		LAST WEEK		LAST YEAR	
			Number of Ads	Wtd Avg Price	Number of Ads	Wtd Avg Price	Number of Ads	Wtd Avg Price
Lettuce	Romaine (Hearts)	3 count	1,186	3.08	1,068	3.39	398	2.77
Mixed Mini Sweet Peppers		1 lb package	683	3.29	553	3.33	426	3.23
Mushrooms	CREMINI	8 oz package	686	2.05	895	2.12		
Mushrooms	PORTOBELLA	6 oz package	117	2.38			141	3.06
Mushrooms	PORTOBELLA	8 oz package	9	3.00			83	2.73
Mushrooms	PORTOBELLA	per lb	81	6.98			30	7.28
Mushrooms	WHITE	8 oz package	1,324	2.04	2,037	1.90	1,313	2.22
Mushrooms	WHITE	per lb	103	2.48	30	3.52	9	3.00
Mustard		per bunch	245	1.09				
Mustard		per lb	7	1.49	17	2.99		
Onions, Green		per bunch	138	1.00	495	0.69	525	0.82
Peppers (Bell Type)	GREEN	each	3,271	0.92	2,926	0.80	1,565	0.89
Peppers (Bell Type)	GREEN	per lb	1,001	1.36	224	1.48	392	1.37
Peppers (Bell Type)	ORANGE - Greenhouse	each	24	1.42	439	1.54	33	1.33
Peppers (Bell Type)	ORANGE	each	1,596	1.40	1,804	1.22	1,872	1.33
Peppers (Bell Type)	ORANGE - Greenhouse	per lb	9	2.99	322	2.99	44	2.70
Peppers (Bell Type)	ORANGE	per lb	291	2.76	152	2.68	472	2.70
Peppers (Bell Type)	RED - Greenhouse	each	39	1.52	439	1.54	33	1.33
Peppers (Bell Type)	RED	each	1,755	1.34	1,895	1.19	1,874	1.33
Peppers (Bell Type)	RED - Greenhouse	per lb	9	2.99	425	2.58	15	2.64
Peppers (Bell Type)	RED	per lb	300	2.46	281	2.23	584	2.64
Peppers (Bell Type)	YELLOW - Greenhouse	each	39	1.52	439	1.54	33	1.33
Peppers (Bell Type)	YELLOW	each	1,643	1.40	1,795	1.22	1,860	1.33
Peppers (Bell Type)	YELLOW - Greenhouse	per lb	17	2.80	322	2.99	44	2.65
Peppers (Bell Type)	YELLOW	per lb	291	2.76	175	2.61	543	2.65
Pumpkins		each	5,895	5.88	2,826	4.67	3,210	5.19
Pumpkins		per lb	70	0.38	416	0.53	418	0.48
Pumpkins	Marked Extra Large	each	387	6.66	283	7.65		
Pumpkins	Marked Extra Large	per lb	107	0.49				
Pumpkins	Marked Large	each	5,045	6.42	2,474	6.40		
Pumpkins	Marked Large	per lb	10	0.99	22	0.49		
Pumpkins	Marked Medium	each	2,291	4.73	941	3.82		
Pumpkins	Marked Small	each	122	3.00				
Pumpkins	MINIATURE	each	266	0.88	567	0.96	407	1.09
Pumpkins	MINIATURE	per lb	65	1.99	263	1.98	340	1.92
Pumpkins	PIE TYPE	each	4,064	1.99	2,324	1.37	3,578	3.06
Pumpkins	PIE TYPE	per lb	263	1.00	338	0.95	179	0.89

Wtd Avg - Simple weighted average



Commodity	Variety	Unit	THIS WEEK		LAST WEEK		LAST YEAR	
			Number of Ads	Wtd Avg Price	Number of Ads	Wtd Avg Price	Number of Ads	Wtd Avg Price
Salad (Mixed Types)		1 lb package	64	5.00	130	2.99		
Salad (Mixed Types)		10-12 oz package	2,068	2.69	1,694	2.88	3,025	2.80
Salad (Mixed Types)		5-9 oz package	2,413	2.91	1,364	2.93	3,231	2.77
Serrano Peppers		per lb	31	1.20	43	1.27	328	0.97
Spinach		per bunch	29	1.19	27	0.87	79	1.60
Spinach	FLAT TYPE	1 lb package	64	5.00			46	3.18
Spinach	FLAT TYPE	5-7 oz package	150	2.93	371	3.49		
Spinach	FLAT TYPE	8-10 oz package	87	2.23	1,091	2.57		
Squash	Acorn	per lb	4,598	0.89	4,658	1.05	4,446	0.98
Squash	Butternut	per lb	4,606	0.89	4,618	1.05	4,117	0.97
Squash	GREY	per lb	411	0.94	342	0.83	443	1.34
Squash	Kabocha	per lb	484	0.98	83	1.37		
Squash	Spaghetti	per lb	4,709	0.91	4,289	1.06	4,501	0.99
Squash	Yellow Crookneck/Straightneck	per lb	439	1.49	986	1.43	1,073	1.43
Squash	Zucchini	per lb	1,370	1.27	846	1.28	1,422	1.30
Sweet Potatoes		3 lb bag	121	2.53	31	2.49		
Sweet Potatoes		per lb	1,505	0.98	1,637	1.02	1,531	0.92
Swiss Chard		per bunch	64	3.00				
Tomatillos		per lb	732	1.20	553	0.83	252	0.99
Tomatoes		per lb	1,675	1.72	1,295	1.59	756	1.41
Tomatoes	Cherry Type	10 oz package	281	2.53	115	2.67		
Tomatoes	GRAPE TYPE	1 pint package	1,378	2.70	1,376	2.41	720	2.53
Tomatoes	GRAPE TYPE	10 oz package	1,113	2.73	2,863	2.27	1,972	2.73
Tomatoes	Plum Type (Roma)	per lb	3,283	1.15	4,593	1.05	2,963	1.21
Tomatoes	VINE RIPES	per lb	1,496	1.08	635	1.86	219	1.70
Tomatoes	VINE RIPES - Greenhouse	per lb	1,525	1.48	721	2.01	1,124	1.70
Tomatoes	Vine Ripes - Heirloom Varieties - Greenhouse	per lb	252	2.99	54	2.13	59	3.59
Tomatoes	VINE RIPES - ON THE VINE - Greenhouse	per lb	3,730	1.78	2,453	1.79	2,637	1.87
Turnip Tops		per bunch	245	1.09			74	1.16
Turnip Tops		per lb	9	1.29	17	2.99		

Other Specialty Crop Items

Commodity	Variety	Unit	THIS WEEK		LAST WEEK		LAST YEAR	
			Number of Ads	Wtd Avg Price	Number of Ads	Wtd Avg Price	Number of Ads	Wtd Avg Price
Hemp Protein		16 oz	260	14.44			31	20.99
Hemp Protein		8 oz	86	7.99				
Hemp Seeds Shelled		16 oz	202	13.33			371	14.04

Wtd Avg - Simple weighted average



Commodity	Variety	Unit	THIS WEEK		LAST WEEK		LAST YEAR	
			Number of Ads	Wtd Avg Price	Number of Ads	Wtd Avg Price	Number of Ads	Wtd Avg Price
Hemp Seeds Shelled		7 oz	312	7.57				
Hemp Seeds Shelled		8 oz	949	7.67	189	8.82		

Seasonal Items

Commodity	Variety	Unit	THIS WEEK		LAST WEEK		LAST YEAR	
			Number of Ads	Wtd Avg Price	Number of Ads	Wtd Avg Price	Number of Ads	Wtd Avg Price
Ornamentals	Chrysanthemums	6 inch pot	457	9.79			695	8.89
Ornamentals	Chrysanthemums	8 Inch Pot	85	6.74	602	6.84	110	5.56
Ornamentals	Rose, Hybrid Tea	bunched 10s	72	6.00				
Ornamentals	Rose, Hybrid Tea	bunched 12s	153	12.83	344	11.05	261	12.70

Wtd Avg - Simple weighted average



REGIONAL CONVENTIONAL DETAILS

Commodity	Variety	Unit	NORTHEAST U.S.				SOUTHEAST U.S.				MIDWEST U.S.			
			Price Range	Number of Ads	Wtd Avg Price	% Marked Local	Price Range	Number of Ads	Wtd Avg Price	% Marked Local	Price Range	Number of Ads	Wtd Avg Price	% Marked Local
FRUIT														
Apple Pears		per lb	1.49	6	1.49						4.99	11	4.99	
Apples	Ambrosia	per lb	1.29 - 1.49	113	1.47		1.99	228	1.99		1.49	114	1.49	
Apples	Cortland	3 lb bag	3.00	7	3.00					2.00 - 3.99	112	3.71		
Apples	Cortland	per lb	0.99 - 1.49	98	1.23		1.29 - 1.49	281	1.45		1.47	25	1.47	
Apples	Empire	3 lb bag								2.00	16	2.00		
Apples	Empire	per lb	0.99 - 1.00	122	0.99	1								
Apples	Fuji	2 lb bag	3.99	17	3.99		3.99	3	3.99					
Apples	Fuji	3 lb bag	3.99	9	3.99					2.00 - 4.00	100	3.01		
Apples	Fuji	5 lb bag								5.99	44	5.99		
Apples	Fuji	per lb	0.99 - 1.29	113	1.01		1.49 - 1.99	104	1.85		0.99	458	0.99	
Apples	Gala/Royal Gala	2 lb bag	2.99 - 3.99	36	3.46		2.99 - 3.99	51	3.45					
Apples	Gala/Royal Gala	3 lb bag	2.99 - 4.00	321	3.86		2.59 - 4.38	276	4.00		2.00 - 4.00	341	3.51	
Apples	Gala/Royal Gala	5 lb bag					4.99	119	4.99		5.99	56	5.99	
Apples	Gala/Royal Gala	per lb	0.98 - 1.77	420	1.11		0.58 - 1.99	327	1.40		0.69 - 1.88	661	1.04	
Apples	Ginger Gold	3 lb bag	2.99	37	2.99		2.99	3	2.99					
Apples	Ginger Gold	per lb	0.99 - 1.99	52	1.40		1.29	53	1.29					
Apples	Golden Delicious	3 lb bag	3.99 - 4.00	28	4.00		2.59 - 3.99	16	3.73		2.00 - 3.99	116	3.59	
Apples	Golden Delicious	per lb	0.99 - 1.49	288	1.02		2.79	17	2.79		0.69 - 0.99	151	0.96	
Apples	Granny Smith	2 lb bag	3.99	17	3.99		3.99	3	3.99					
Apples	Granny Smith	3 lb bag								2.00 - 2.99	32	2.50		
Apples	Granny Smith	5 lb bag								5.99	44	5.99		
Apples	Granny Smith	per lb	0.99 - 2.49	275	1.88		2.29	228	2.29		0.99 - 1.69	457	1.01	
Apples	Honeycrisp	2 lb bag	2.49 - 3.99	459	2.55		2.49 - 3.99	606	2.55		2.49 - 2.99	770	2.51	
Apples	Honeycrisp	3 lb bag					4.49	27	4.49		2.99 - 6.99	377	5.95	
Apples	Honeycrisp	per lb	0.99 - 3.99	1393	2.28		1.48 - 2.99	1431	2.08		0.99 - 2.99	1515	1.79	
Apples	Jonagold	3 lb bag								2.50	20	2.50	1	
Apples	Jonagold	per lb								0.99	60	0.99		
Apples	Jonathan	3 lb bag					3.49 - 3.88	23	3.73		2.00 - 3.99	57	3.22	
Apples	McIntosh	2 lb bag	2.99	19	2.99									
Apples	McIntosh	3 lb bag	2.50 - 4.00	344	3.60		2.59 - 4.98	32	4.14		2.00 - 4.00	118	3.43	
Apples	McIntosh	per lb	0.98 - 1.49	357	1.09					0.69 - 1.49	310	1.18		
Apples	Paula Red	per lb	0.99	8	0.99	1								
Apples	Pink Lady/Cripps Pink	3 lb bag					4.98	12	4.98		2.99 - 4.00	39	3.58	
Apples	Pink Lady/Cripps Pink	per lb					1.99	34	1.99		0.99 - 1.77	444	1.34	
Apples	Red Delicious	2 lb bag	2.99	19	2.99									

Wtd Avg - Simple weighted average



National Retail Report - Specialty Crops
Friday, October 6, 2023 - Page 14

Commodity	Variety	Unit	NORTHEAST U.S.				SOUTHEAST U.S.				MIDWEST U.S.			
			Price Range	Number of Ads	Wtd Avg Price	% Marked Local	Price Range	Number of Ads	Wtd Avg Price	% Marked Local	Price Range	Number of Ads	Wtd Avg Price	% Marked Local
Apples	Red Delicious	3 lb bag	3.99 - 4.00	57	3.99		2.50 - 4.38	113	3.46		2.00 - 3.99	172	3.35	
Apples	Red Delicious	5 lb bag					5.48	46	5.48					
Apples	Red Delicious	per lb	0.99 - 1.99	250	1.19		0.99 - 2.79	147	1.70		0.69 - 0.99	160	0.98	
Apples	Rome	per lb					1.49	228	1.49					
Apples, Processed	Juice	128 oz (1 gallon)	5.99 - 6.99	58	6.65									
Apples, Processed	Juice	64 oz (1/2 gallon)	2.00 - 4.00	946	3.06		1.50 - 3.48	738	2.45		1.88 - 3.99	789	2.54	
Apples, Processed	Juice	96 oz (3/4 gallon)					3.69	9	3.69		4.00	10	4.00	
Apples, Processed	Juice Marked Cider	128 oz (1 gallon)	6.99	183	6.99	1	6.98 - 6.99	326	6.99		4.99 - 9.97	452	5.52	
Apples, Processed	Juice Marked Cider	64 oz (1/2 gallon)	2.50 - 4.99	790	4.15		2.50 - 7.88	1300	4.54		2.00 - 6.99	166	4.60	
Apples, Processed	Juice Marked Cider	96 oz (3/4 gallon)									4.00	10	4.00	
Avocados	Hass	each	0.75 - 1.50	977	1.09		0.79 - 2.99	2253	1.33		0.75 - 1.98	452	0.90	
Avocados	Hass	per lb	0.88	65	0.88						1.66	16	1.66	
Avocados	Hass-Marked Extra Large	each									0.99 - 1.85	90	1.68	
Avocados	Hass-Marked Large	each	1.67	122	1.67						0.99 - 1.67	167	1.20	
Avocados	Hass-Marked Medium	each									0.79	8	0.79	
Avocados	Hass-Marked Small	each									0.50	22	0.50	
Bananas		per lb	0.59 - 0.69	102	0.63		0.34 - 0.59	36	0.37		0.39 - 0.49	28	0.44	
Blackberries		5.6-6 oz package	2.50 - 3.99	770	3.46		2.98 - 3.99	2248	3.44		1.99 - 3.79	919	2.80	
Blueberries		1 pint (11-12 oz cntr w/ lid)	3.99	183	3.99		3.99	14	3.99		2.99	7	2.99	
Blueberries		6 oz package	3.33	20	3.33		2.50 - 4.00	675	3.48		3.33	14	3.33	
Cantaloupes		each	2.00 - 3.99	482	2.83		2.00 - 3.99	404	3.63		2.99 - 3.99	281	3.17	
Cantaloupes		per lb									0.99	11	0.99	
Clementines		2 lb bag	3.99	36	3.99		3.99 - 4.99	12	4.74		2.47	188	2.47	
Clementines		3 lb bag	2.99 - 5.99	768	4.87		2.99 - 4.99	122	3.74		3.99 - 5.99	103	4.94	
Cranberries		12 oz bag	1.99 - 2.50	784	2.41		2.50	228	2.50					
Grapefruit	RED	each	1.25 - 2.00	196	1.98						1.99	106	1.99	
Grapes	Black Seedless	per lb	2.49 - 3.79	319	2.87		2.48 - 3.79	1137	2.93		2.47 - 2.99	326	2.50	
Grapes	Red Globe Seeded Type	per lb	2.99	56	2.99		2.28 - 2.99	392	2.94		2.48	8	2.48	
Grapes	Red Seedless	per lb	1.49 - 3.99	907	2.53		2.48 - 3.99	2173	2.58		1.48 - 3.49	675	2.53	
Grapes	White Seedless Type	per lb	1.49 - 3.99	1332	2.10		1.49 - 3.99	3347	2.41		1.49 - 3.49	1207	1.89	
Honeydews		each	2.99 - 6.99	586	4.07		3.33 - 4.99	302	4.58		3.99	27	3.99	
Kiwifruit	Hayward	1-lb containers with lids					2.99	3	2.99					
Kiwifruit	Yellow Flesh	1-lb containers with lids	3.99	413	3.99									
Lemons		2 lb bag	3.49 - 3.99	130	3.74		3.49 - 3.99	376	3.98		2.99 - 3.50	121	3.47	
Lemons		each	0.34 - 1.00	325	0.64		0.48 - 1.00	1000	0.79		0.67 - 0.79	28	0.70	

Wtd Avg - Simple weighted average



Commodity	Variety	Unit	NORTHEAST U.S.				SOUTHEAST U.S.				MIDWEST U.S.			
			Price Range	Number of Ads	Wtd Avg Price	% Marked Local	Price Range	Number of Ads	Wtd Avg Price	% Marked Local	Price Range	Number of Ads	Wtd Avg Price	% Marked Local
Limes		each	0.60 - 0.75	19	0.68		0.13	31	0.13					
Mangoes	Round Varieties	each	0.88 - 2.50	782	1.16		0.99 - 1.50	130	1.10		1.00 - 1.50	128	1.05	
Mangoes	Round Varieties Marked Extra Large	each	1.25	37	1.25									
Nectarines	Various Yellow Flesh Varieties	per lb					1.99	8	1.99					
Oranges	Navel	3 lb bag	4.99 - 6.00	585	5.08		3.98 - 5.99	159	4.98		5.92 - 5.99	56	5.97	
Oranges	Navel	4 lb bag					6.98	2	6.98					
Oranges	Navel	each	0.75 - 1.67	464	1.10		0.80 - 1.25	372	0.90		1.00 - 1.25	143	1.22	
Oranges	Navel	per lb	1.49	10	1.49						1.29 - 1.69	28	1.50	
Oranges	Navel, Cara Cara	3 lb bag					5.98	30	5.98					
Oranges	Navel, Cara Cara	each	0.75	8	0.75									
Oranges	Valencia	4 lb bag	4.99	272	4.99									
Oranges	Valencia	each	0.60	37	0.60		0.99	13	0.99					
Papaya	Maradol/Tainung Types	per lb	1.29	26	1.29		1.48	2	1.48					
Papaya	Solo Type	per lb					0.78	26	0.78					
Peaches	Various Yellow Flesh Varieties	per lb	1.99 - 3.29	41	2.75		1.99 - 3.99	330	3.21		1.99 - 2.99	240	2.82	
Pears	Bartlett	2 lb bag	3.99	24	3.99									
Pears	Bartlett	3 lb bag	2.69 - 5.00	461	2.79		1.99	10	1.99		2.69	735	2.69	
Pears	Bartlett	per lb	0.99 - 2.29	1152	1.64		0.99 - 2.29	1245	1.64		0.99 - 1.99	589	1.44	
Pears	Bosc	2 lb bag					1.99	10	1.99					
Pears	Bosc	3 lb bag	5.00	19	5.00		2.69	530	2.69					
Pears	Bosc	per lb	0.99 - 2.49	702	1.65		1.49 - 2.39	309	2.27		0.99 - 1.59	262	1.48	
Pears	D'Anjou	3 lb bag	5.00	19	5.00									
Pears	D'Anjou	per lb	1.47 - 2.49	303	1.77		1.49 - 2.49	233	2.47		0.99 - 1.49	55	1.14	
Pineapples		each	1.99 - 3.99	967	2.99		1.99 - 3.99	1397	2.16		0.99 - 3.49	196	3.13	
Plums		per lb	1.99	86	1.99		2.49 - 2.69	22	2.57		1.29 - 1.99	75	1.75	
Plums	Interspecific Type	per lb					1.99 - 3.29	1513	2.19					
Pomegranates		each	1.99 - 3.99	692	3.05		2.98 - 3.99	225	3.15		2.00 - 2.99	116	2.50	
Pomegranates		per lb	0.79	78	0.79									
Prunes		per lb									0.99	16	0.99	
Raspberries		1 pint (11-12 oz cntr w/ lid)	3.99	7	3.99									
Raspberries		6 oz package	3.00 - 3.99	716	3.59		2.98 - 3.99	2204	3.41		1.99 - 3.79	862	2.86	
Strawberries		1 lb package	1.99 - 3.99	1765	3.17		2.00 - 3.99	2642	2.77		1.98 - 3.99	1966	2.67	
Strawberries		2 lb package					5.98	34	5.98					
Tangerines/Mandarins		2 lb bag	5.00	129	5.00		2.98 - 3.47	64	3.27		3.99	96	3.99	
Tangerines/Mandarins		3 lb bag	2.99 - 5.99	559	4.35		2.99 - 6.98	1903	4.39		3.49 - 5.90	1075	4.41	
Tangerines/Mandarins		5 lb package					9.99	228	9.99					

Wtd Avg - Simple weighted average



Commodity	Variety	Unit	NORTHEAST U.S.				SOUTHEAST U.S.				MIDWEST U.S.			
			Price Range	Number of Ads	Wtd Avg Price	% Marked Local	Price Range	Number of Ads	Wtd Avg Price	% Marked Local	Price Range	Number of Ads	Wtd Avg Price	% Marked Local
Tangerines/Mandarins		each	1.00	19	1.00		0.68	31	0.68					
Tangerines/Mandarins		per lb	1.79	6	1.79					1.29	11	1.29		
Watermelons	Red Flesh Seedless Miniature	each					3.33	74	3.33					
Watermelons	Red Flesh Seedless Type	each	4.99	24	4.99		4.99	228	4.99	3.99	22	3.99		
Watermelons	Red Flesh Seedless Type	per lb	0.99	38	0.99									

POTATOES & ONIONS

Onions, Dry	RED	2 lb bag	2.00 - 2.99	56	2.65		1.59 - 1.95	97	1.88		1.95	22	1.95
Onions, Dry	RED	per lb	0.99 - 1.49	147	1.25		0.99	18	0.99		0.99 - 1.28	152	1.24
Onions, Dry	WHITE	2 lb bag	2.99	37	2.99		1.59 - 1.95	90	1.88		1.95	22	1.95
Onions, Dry	WHITE	per lb	0.99	75	0.99		1.29 - 1.39	468	1.39		0.99 - 1.49	964	1.38
Onions, Dry	YELLOW	10 lb bag	5.99	8	5.99								
Onions, Dry	YELLOW	2 lb bag	1.49 - 2.00	395	1.78		1.95	73	1.95		1.95	22	1.95
Onions, Dry	YELLOW	3 lb bag	1.49 - 3.00	578	2.57		1.79 - 3.99	1888	3.07		0.99 - 3.29	926	2.83
Onions, Dry	YELLOW	5 lb bag	3.50	35	3.50								
Onions, Dry	YELLOW	per lb					0.50 - 0.98	86	0.66		0.97 - 1.49	100	1.30
Onions, Dry	YELLOW MARKED SWEET	2 lb bag									2.99	20	2.99
Onions, Dry	YELLOW MARKED SWEET	3 lb bag	2.49 - 2.99	95	2.54		2.99 - 3.98	276	3.26		2.50 - 3.88	41	3.06
Onions, Dry	YELLOW MARKED SWEET	per lb	0.99 - 1.49	235	1.25		0.99 - 1.49	458	1.30		0.99 - 1.49	291	1.20
Potatoes	ROUND RED	10 lb bag									3.99	9	3.99
Potatoes	ROUND RED	3 lb bag	3.00	19	3.00		2.50	12	2.50				
Potatoes	ROUND RED	5 lb bag	2.49 - 4.50	399	3.07		2.49 - 3.99	758	3.25		2.50 - 3.99	481	3.68
Potatoes	ROUND RED	per lb									0.69	60	0.69
Potatoes	ROUND WHITE	3 lb bag	3.00	19	3.00								
Potatoes	ROUND WHITE	5 lb bag	1.67 - 3.50	784	2.67		2.99	27	2.99		3.49	22	3.49
Potatoes	RUSSET	10 lb bag					2.99 - 4.99	190	3.78		3.59	15	3.59
Potatoes	RUSSET	3 lb bag	3.00	19	3.00		1.79	3	1.79		1.79	13	1.79
Potatoes	RUSSET	5 lb bag	1.99 - 3.99	845	3.32		2.88 - 3.99	146	3.13		1.48 - 3.99	991	2.64
Potatoes	RUSSET	8 lb bag	2.77 - 6.99	32	5.93		6.99	228	6.99				
Potatoes	RUSSET	per lb	0.99 - 1.49	113	1.32		0.78 - 0.99	1246	0.99		0.69	60	0.69
Potatoes	YELLOW TYPE	10 lb bag									3.89	8	3.89
Potatoes	YELLOW TYPE	3 lb bag	3.00	19	3.00		2.50 - 2.79	46	2.71		0.99 - 2.29	14	1.64
Potatoes	YELLOW TYPE	5 lb bag	2.49 - 4.99	670	3.49		2.49 - 4.99	1713	3.28		2.50 - 3.99	307	3.64
Potatoes	YELLOW TYPE	per lb									0.69	60	0.69

VEGETABLES

Artichokes		each	1.25 - 1.67	109	1.58								
------------	--	------	-------------	-----	------	--	--	--	--	--	--	--	--

Wtd Avg - Simple weighted average



Commodity	Variety	Unit	NORTHEAST U.S.				SOUTHEAST U.S.				MIDWEST U.S.			
			Price Range	Number of Ads	Wtd Avg Price	% Marked Local	Price Range	Number of Ads	Wtd Avg Price	% Marked Local	Price Range	Number of Ads	Wtd Avg Price	% Marked Local
Asparagus	GREEN	per lb	2.99 - 3.99	287	3.89		2.48 - 4.99	1165	3.52		1.99 - 3.99	1036	3.12	
Beans	ROUND GREEN TYPE	12 oz bag	2.50 - 3.49	596	2.80									
Beans	ROUND GREEN TYPE	per lb	1.79	9	1.79		1.68 - 2.00	1237	2.00		0.99 - 1.99	85	1.22	
Beets		per bunch	1.99	8	1.99	1	3.00	3	3.00					
Beets		per lb					0.78 - 0.99	60	0.90					
Bok Choy		per lb	0.98 - 1.99	22	1.71									
Broccoli		per bunch	1.99 - 3.00	200	2.81		2.88 - 3.00	1563	2.99		3.00	114	3.00	
Broccoli		per lb									1.99	8	1.99	
Broccoli	BABY HYBRID TYPE	per bunch	2.99	65	2.99									
Broccoli	CROWN CUT	per lb	0.99 - 2.99	1260	1.63		1.88 - 1.99	343	1.98		1.49 - 1.79	766	1.50	
Brussels Sprouts		1 lb bag	3.49	258	3.49		3.49	14	3.49					
Brussels Sprouts		12 oz bag	2.50	413	2.50									
Brussels Sprouts		per lb					3.49	945	3.49		2.50	39	2.50	
Cabbage	ROUND GREEN TYPE	per lb	0.59 - 0.99	538	0.74		0.39 - 0.88	1832	0.74		0.29 - 0.89	181	0.69	
Cactus Leaf (Nopales)		per lb									0.69 - 0.79	14	0.73	
Carrots		1 lb bag	0.80 - 1.00	94	0.96		0.79 - 0.99	283	0.96		2.00	28	2.00	
Carrots		2 lb bag	1.50 - 1.79	217	1.61		1.79 - 1.98	36	1.80		1.49 - 1.69	23	1.55	
Carrots		5 lb film bag	2.59	60	2.59									
Carrots		per bunch	2.50	107	2.50									
Carrots		per lb									0.99	17	0.99	
Carrots	BABY PEELED	1 lb bag	0.99 - 2.00	160	1.35		1.50 - 1.79	250	1.76		0.99 - 1.50	74	1.23	
Carrots	BABY PEELED	2 lb bag	1.99 - 2.00	650	2.00		2.50 - 3.00	422	2.95		1.99 - 2.99	305	2.37	
Carrots	BABY PEELED	per lb					1.49 - 1.66	72	1.64					
Cauliflower		each	1.99 - 3.49	394	2.55		1.99 - 3.99	1277	2.79		1.50 - 3.99	285	3.17	
Cauliflower		per lb									0.99 - 1.49	55	1.29	
Celery		each	0.99 - 2.00	609	1.87		0.99 - 1.68	345	1.50		0.99 - 1.69	86	1.52	
Celery		per lb					1.50	34	1.50					
Celery	HEARTS	per package	3.50	183	3.50		3.48 - 3.50	29	3.49					
Chayote		each	0.67	9	0.67						0.50	22	0.50	
Chayote		per lb									0.69 - 0.79	24	0.72	
Cilantro		per bunch	0.89 - 1.50	48	1.15		0.69 - 0.78	279	0.69		0.33 - 0.69	52	0.48	
Collards		1 lb bag					2.49	17	2.49					
Collards		per bunch									1.09	245	1.09	
Collards		per lb	1.49	37	1.49		1.29	3	1.29		1.49	7	1.49	
Corn-Sweet		each	0.34	8	0.34	1	0.50 - 0.60	75	0.55		0.49 - 0.50	84	0.50	
Corn-Sweet		trays 4-5 ears film wrapped	5.00	183	5.00		5.00	14	5.00		3.99	9	3.99	
Cucumbers		each	0.34 - 0.99	1141	0.66		0.40 - 1.25	249	0.82		0.33 - 1.99	86	0.93	
Cucumbers		per lb					0.69	13	0.69					

Wtd Avg - Simple weighted average



Commodity	Variety	Unit	NORTHEAST U.S.				SOUTHEAST U.S.				MIDWEST U.S.			
			Price Range	Number of Ads	Wtd Avg Price	% Marked Local	Price Range	Number of Ads	Wtd Avg Price	% Marked Local	Price Range	Number of Ads	Wtd Avg Price	% Marked Local
Cucumbers	LONG SEEDLESS - Greenhouse	each	1.69 - 2.00	22	1.92		1.67	228	1.67		1.25 - 3.00	46	2.04	
Eggplant		per lb	0.99 - 1.99	179	1.35		1.29 - 1.49	98	1.38		0.99	44	0.99	
Garlic		per sleeve	2.00	54	2.00									
Jalapeno Peppers		per lb					1.19 - 1.29	1408	1.26		1.49 - 1.79	705	1.49	
Kale		per lb	1.49	37	1.49		1.29	3	1.29		1.49	7	1.49	
Leeks		per bunch	2.99	9	2.99									
Lettuce	Green Leaf	each	1.50 - 1.79	281	1.51									
Lettuce	Green Leaf	per lb	0.99	9	0.99						1.99	17	1.99	
Lettuce	Iceberg	each	1.49 - 2.00	122	1.69		0.99 - 1.99	158	1.40		0.99 - 1.99	75	1.48	
Lettuce	Red Leaf	each	1.79	9	1.79									
Lettuce	Red Leaf	per lb	0.99	9	0.99						1.99	17	1.99	
Lettuce	Romaine	each	1.79 - 2.00	66	1.85		3.99	228	3.99					
Lettuce	Romaine (Hearts)	3 count	2.50 - 3.99	609	2.96		2.98 - 3.99	128	3.36		1.69 - 3.99	399	3.17	
Mixed Mini Sweet Peppers		1 lb package	2.50 - 3.50	349	3.06		3.50	14	3.50		2.50 - 3.99	226	3.44	
Mushrooms	CREMINI	8 oz package	1.99 - 2.50	523	2.01		2.00	74	2.00		1.50 - 2.50	37	2.30	
Mushrooms	PORTOBELLA	6 oz package	2.99	11	2.99						2.25 - 3.00	106	2.32	
Mushrooms	PORTOBELLA	8 oz package									3.00	9	3.00	
Mushrooms	WHITE	8 oz package	1.99 - 2.00	288	2.00		1.50 - 2.50	297	2.03		1.47 - 2.50	249	1.92	
Mustard		per bunch									1.09	245	1.09	
Mustard		per lb									1.49	7	1.49	
Peppers (Bell Type)	GREEN	each					0.79 - 1.25	1772	0.89		0.33 - 0.99	306	0.90	
Peppers (Bell Type)	GREEN	per lb	0.99 - 1.88	866	1.39		0.99 - 1.58	92	1.19		0.99 - 1.29	26	1.11	
Peppers (Bell Type)	ORANGE	each	1.00 - 1.25	63	1.18		0.99 - 1.67	254	1.62		0.89 - 1.67	364	1.30	
Peppers (Bell Type)	ORANGE - Greenhouse	per lb	2.99	9	2.99									
Peppers (Bell Type)	ORANGE	per lb	1.49 - 2.99	231	2.90						0.99 - 3.49	51	2.43	
Peppers (Bell Type)	RED - Greenhouse	each									1.67	15	1.67	
Peppers (Bell Type)	RED	each	1.00 - 1.25	63	1.18		0.99 - 1.67	254	1.62		0.89 - 1.67	386	1.26	
Peppers (Bell Type)	RED - Greenhouse	per lb	2.99	9	2.99									
Peppers (Bell Type)	RED	per lb	1.49 - 2.99	187	2.67		1.99	53	1.99		0.99 - 3.49	51	2.43	
Peppers (Bell Type)	YELLOW - Greenhouse	each									1.67	15	1.67	
Peppers (Bell Type)	YELLOW	each	1.00 - 1.25	63	1.18		0.99 - 1.67	254	1.62		0.69 - 1.67	365	1.26	
Peppers (Bell Type)	YELLOW - Greenhouse	per lb	2.99	9	2.99									
Peppers (Bell Type)	YELLOW	per lb	1.49 - 2.99	231	2.90						0.99 - 3.49	51	2.43	
Pumpkins		each	3.99 - 7.99	1213	5.60		3.99 - 7.99	2825	6.31		4.50 - 9.99	409	6.10	

Wtd Avg - Simple weighted average



National Retail Report - Specialty Crops
 Friday, October 6, 2023 - Page 19

Commodity	Variety	Unit	NORTHEAST U.S.				SOUTHEAST U.S.				MIDWEST U.S.			
			Price Range	Number of Ads	Wtd Avg Price	% Marked Local	Price Range	Number of Ads	Wtd Avg Price	% Marked Local	Price Range	Number of Ads	Wtd Avg Price	% Marked Local
Pumpkins	Marked Extra Large	each	5.99 - 8.99	209	6.26					4.99 - 7.99	83	6.98		
Pumpkins	Marked Extra Large	per lb	0.49	107	0.49									
Pumpkins	Marked Large	each	2.99 - 7.50	830	5.98		3.95 - 8.99	2083	6.64		3.95 - 6.99	997	5.40	
Pumpkins	Marked Large	per lb								0.99	10	0.99		
Pumpkins	Marked Medium	each	5.00	192	5.00		4.99 - 5.00	17	5.00		3.49 - 6.00	1455	4.47	
Pumpkins	MINIATURE	each	1.25	19	1.25		0.80 - 1.25	231	0.81		1.49	16	1.49	
Pumpkins	MINIATURE	per lb	1.99	65	1.99									
Pumpkins	PIE TYPE	each	2.99	19	2.99		0.78 - 3.34	2439	1.75		1.50 - 2.50	747	2.00	
Pumpkins	PIE TYPE	per lb	0.99 - 1.29	14	1.08		0.98	12	0.98		0.79 - 0.89	157	0.85	
Salad (Mixed Types)		10-12 oz package	1.50 - 3.99	786	2.36		1.50 - 3.50	114	2.31		0.97 - 5.99	432	2.84	
Salad (Mixed Types)		5-9 oz package	1.99 - 3.50	1269	2.82		2.49 - 3.50	75	2.81		1.99 - 3.50	498	3.03	
Serrano Peppers		per lb									0.89 - 0.98	16	0.94	
Spinach	FLAT TYPE	5-7 oz package					2.50 - 3.00	77	2.92		2.92 - 3.50	22	3.08	
Spinach	FLAT TYPE	8-10 oz package	1.99 - 3.00	45	2.58					1.99	14	1.99		
Squash	Acorn	per lb	0.69 - 1.69	1385	0.93		0.59 - 1.29	1290	0.95		0.49 - 1.49	1137	0.73	
Squash	Butternut	per lb	0.69 - 1.69	1385	0.93		0.59 - 1.29	1297	0.95		0.49 - 1.49	1137	0.73	
Squash	GREY	per lb								0.99	6	0.99		
Squash	Kabocha	per lb	0.99	462	0.99									
Squash	Spaghetti	per lb	0.69 - 1.69	1379	0.94		0.59 - 1.29	1297	0.95		0.49 - 1.49	1137	0.73	
Squash	Yellow Crookneck/Straightneck	per lb	1.29	34	1.29		1.68 - 1.88	60	1.69		0.99 - 1.79	177	1.57	
Squash	Zucchini	per lb	0.99 - 1.69	448	1.47		1.68 - 1.88	60	1.69		0.99 - 1.79	200	1.50	
Sweet Potatoes		3 lb bag	2.50	11	2.50									
Sweet Potatoes		per lb	0.79 - 0.99	653	0.99		0.49 - 0.99	162	0.77		0.69 - 0.99	136	0.88	
Tomatillos		per lb					1.69	277	1.69		0.79 - 0.99	23	0.88	
Tomatoes		per lb	1.49 - 1.99	82	1.76		0.88 - 1.99	520	1.83		1.99 - 2.49	49	2.11	
Tomatoes	Cherry Type	10 oz package	2.50 - 3.00	181	2.55						2.39 - 2.50	12	2.44	
Tomatoes	GRAPE TYPE	1 pint package	1.50 - 2.50	508	2.46		2.49 - 3.34	698	2.94		0.99 - 3.99	127	2.59	
Tomatoes	GRAPE TYPE	10 oz package	2.50 - 3.00	131	2.56		2.50 - 2.59	47	2.52		2.50 - 3.49	59	2.80	
Tomatoes	Plum Type (Roma)	per lb	0.99 - 1.99	593	1.42		0.98 - 1.69	509	1.00		0.99 - 1.79	779	1.08	
Tomatoes	VINE RIPES - Greenhouse	per lb	0.99 - 2.99	256	1.62		1.29 - 1.99	1173	1.43		1.49 - 1.69	28	1.58	
Tomatoes	VINE RIPES	per lb	1.69 - 2.49	27	2.25		0.79 - 1.69	1354	1.05		0.79 - 0.99	38	0.87	
Tomatoes	Vine Ripes - Heirloom Varieties - Greenhouse	per lb	2.99	24	2.99		2.99	228	2.99					
Tomatoes	VINE RIPES - ON THE VINE - Greenhouse	per lb	0.99 - 2.49	976	1.56		0.99 - 1.99	418	1.26		0.92 - 2.99	1133	2.15	
Turnip Tops		per bunch									1.09	245	1.09	
Turnip Tops		per lb	1.29	9	1.29									

Wtd Avg - Simple weighted average



Commodity	Variety	Unit	NORTHEAST U.S.				SOUTHEAST U.S.				MIDWEST U.S.			
			Price Range	Number of Ads	Wtd Avg Price	% Marked Local	Price Range	Number of Ads	Wtd Avg Price	% Marked Local	Price Range	Number of Ads	Wtd Avg Price	% Marked Local
OTHER SPECIALTY CROP ITEMS														
Hemp Protein		16 oz					12.49	86	12.49		8.09	67	8.09	
Hemp Protein		8 oz					7.99	86	7.99					
Hemp Seeds Shelled		16 oz	14.39	122	14.39						10.79 - 11.89	80	11.71	
Hemp Seeds Shelled		7 oz									6.99 - 9.69	312	7.57	
Hemp Seeds Shelled		8 oz	9.59	122	9.59		6.99 - 9.99	126	8.23		5.99 - 7.99	431	6.80	
SEASONAL ITEMS														
Ornamentals	Chrysanthemums	6 inch pot	6.99	86	6.99		5.98 - 9.99	86	9.43		9.99	19	9.99	
Ornamentals	Chrysanthemums	8 Inch Pot	6.00 - 6.99	20	6.54		6.99	53	6.99		5.99	12	5.99	
Ornamentals	Rose, Hybrid Tea	bunched 10s	6.00	72	6.00									
Ornamentals	Rose, Hybrid Tea	bunched 12s					9.98 - 10.98	16	10.86		10.99 - 16.99	31	14.67	

Wtd Avg - Simple weighted average



Commodity	Variety	Unit	SOUTH CENTRAL U.S.				SOUTHWEST U.S.				NORTHWEST U.S.			
			Price Range	Number of Ads	Wtd Avg Price	% Marked Local	Price Range	Number of Ads	Wtd Avg Price	% Marked Local	Price Range	Number of Ads	Wtd Avg Price	% Marked Local
FRUIT														
Apple Pears		per lb	1.48	47	1.48		1.49 - 1.99	49	1.58					
Apples	Envy	per lb									1.88	287	1.88	
Apples	Fuji	3 lb bag	3.99	23	3.99						2.50	9	2.50	
Apples	Fuji	5 lb bag	5.00	7	5.00									
Apples	Fuji	per lb	0.99 - 1.49	80	1.07		1.25 - 2.29	61	1.41		0.88 - 2.29	253	0.96	
Apples	Gala/Royal Gala	2 lb bag	3.99	61	3.99									
Apples	Gala/Royal Gala	3 lb bag	1.99 - 3.99	363	3.13		2.49	6	2.49		2.50	9	2.50	
Apples	Gala/Royal Gala	5 lb bag	5.00	7	5.00									
Apples	Gala/Royal Gala	per lb	0.77 - 2.49	676	1.28		0.79 - 1.49	403	1.12		0.88 - 1.49	381	1.03	
Apples	Golden Delicious	3 lb bag	2.99 - 3.99	32	3.71						2.50	9	2.50	
Apples	Granny Smith	3 lb bag									2.50	9	2.50	
Apples	Granny Smith	per lb	0.99 - 2.49	156	1.90		0.99 - 2.29	61	1.34		0.99	10	0.99	
Apples	Honeycrisp	2 lb bag	2.95 - 6.99	38	6.56		2.49 - 2.95	129	2.61					
Apples	Honeycrisp	5 lb bag	3.99 - 5.00	37	4.18									
Apples	Honeycrisp	per lb	0.97 - 2.99	1112	1.56		0.69 - 2.99	1095	1.67		0.99 - 2.49	368	1.87	
Apples	Jonagold	3 lb bag	2.99	9	2.99	1								
Apples	Jonagold	per lb	0.99	5	0.99						1.99	19	1.99	
Apples	Jonathan	3 lb bag	1.98 - 3.99	117	3.22									
Apples	McIntosh	3 lb bag	2.99	12	2.99									
Apples	McIntosh	per lb	0.99	5	0.99									
Apples	Paula Red	5 lb bag	5.00	7	5.00									
Apples	Pink Lady/Cripps Pink	3 lb bag									2.50	9	2.50	
Apples	Pink Lady/Cripps Pink	per lb	0.99 - 1.77	54	1.60		0.99 - 1.49	84	1.43		0.88 - 1.99	99	1.23	
Apples	Red Delicious	3 lb bag	2.50 - 3.99	150	3.21						2.50	9	2.50	
Apples	Red Delicious	5 lb bag	6.99	27	6.99									
Apples	Red Delicious	per lb	0.89 - 1.00	179	0.93									
Apples, Processed	Juice	64 oz (1/2 gallon)	1.49 - 1.99	80	1.63		2.48 - 3.79	457	2.91		1.99 - 2.99	212	2.49	
Apples, Processed	Juice Marked Cider	128 oz (1 gallon)	5.00 - 9.99	157	6.74		1.89 - 7.99	487	6.80					
Apples, Processed	Juice Marked Cider	64 oz (1/2 gallon)	1.50 - 5.00	292	4.21		3.98 - 3.99	410	3.99		1.99 - 6.99	206	3.90	
Avocados	Hass	each	0.50 - 1.67	536	0.84		0.25 - 2.50	639	1.07		1.00 - 1.50	319	1.03	
Avocados	Hass-Marked Extra Large	each	1.50	23	1.50									
Avocados	Hass-Marked Large	each	1.25 - 1.67	424	1.35		0.99 - 2.00	251	1.66		1.50 - 1.85	56	1.69	
Avocados	Hass-Marked Medium	each	0.69	115	0.69		0.50 - 1.67	539	1.44		0.69 - 0.99	132	0.99	
Avocados	Hass-Marked Small	each	0.50	11	0.50		0.49	61	0.49		0.88	16	0.88	

Wtd Avg - Simple weighted average



Commodity	Variety	Unit	SOUTH CENTRAL U.S.				SOUTHWEST U.S.				NORTHWEST U.S.			
			Price Range	Number of Ads	Wtd Avg Price	% Marked Local	Price Range	Number of Ads	Wtd Avg Price	% Marked Local	Price Range	Number of Ads	Wtd Avg Price	% Marked Local
Bananas		per lb	0.50	65	0.50		0.50 - 0.59	116	0.55					
Blackberries		5.6-6 oz package	2.50 - 3.50	229	2.95		2.00 - 4.29	355	2.80		1.88 - 2.79	65	2.35	
Blueberries		6 oz package	3.00 - 3.50	307	3.32		3.00	184	3.00					
Cactus Pears		each	0.17 - 0.25	254	0.24									
Cantaloupes		each	2.50 - 2.99	170	2.97						3.99	23	3.99	
Cantaloupes		per lb	0.69	65	0.69		0.39 - 0.99	328	0.55		0.48 - 0.69	28	0.56	
Clementines		2 lb bag	3.98	68	3.98		3.99 - 4.29	15	4.17					
Clementines		3 lb bag	3.98 - 4.99	184	4.85		5.00 - 5.99	268	5.45					
Cranberries		12 oz bag	2.49	12	2.49						2.50	7	2.50 1	
Grapefruit	RED	per lb	1.29	95	1.29									
Grapes	Black Seedless	per lb	1.98 - 2.49	17	2.22		2.50 - 3.49	321	3.11		2.29	23	2.29	
Grapes	Red Seedless	per lb	1.98 - 3.48	131	2.90		1.50 - 3.99	1263	3.34		2.29 - 3.99	319	3.82	
Grapes	White Seedless Type	per lb	1.49 - 2.98	370	1.81		1.50 - 3.99	1037	3.33		2.29 - 3.99	319	3.82	
Honeydews		per lb					0.79	55	0.79					
Kiwifruit	Yellow Flesh	1-lb containers with lids									4.99	61	4.99	
Lemons		2 lb bag	3.99 - 4.49	39	4.12						3.99	61	3.99	
Lemons		each	0.25 - 0.50	175	0.28		0.33 - 1.00	498	0.80		0.69 - 1.00	304	0.98	
Limes		each	0.50	7	0.50		0.33	146	0.33		0.38 - 0.50	40	0.45	
Limes		per lb					0.99	8	0.99					
Mangoes	Round Varieties Marked Large	each					1.99	8	1.99					
Nectarines	Various White Flesh Varieties	per lb					0.99	7	0.99					
Oranges	Navel	3 lb bag	4.98 - 5.99	182	5.21		2.29 - 5.00	121	2.87		3.99	61	3.99	
Oranges	Navel	each	0.79 - 1.29	156	1.07									
Oranges	Navel	per lb	1.29 - 1.49	262	1.37		0.80 - 1.49	198	1.02		1.99	4	1.99	
Oranges	Navel, Cara Cara	per lb					1.69	8	1.69		1.99	9	1.99	
Oranges	Valencia	per lb					0.79 - 1.19	66	1.00					
Papaya	Maradol/Tainung Types	per lb	0.49 - 0.88	358	0.72		0.69 - 1.25	316	0.88					
Papaya	Solo Type	per lb					0.59	95	0.59					
Peaches	Various White Flesh Varieties	per lb					0.99	8	0.99					
Peaches	Various Yellow Flesh Varieties	per lb	1.29 - 2.99	487	2.46		0.99 - 2.99	1217	2.70		2.99	287	2.99	
Pears	Bartlett	3 lb bag	2.69	274	2.69									
Pears	Bartlett	per lb	0.99 - 1.99	601	1.37		0.99 - 2.29	868	1.66		0.99 - 1.99	232	1.41	
Pears	Bosc	per lb	1.00 - 1.99	329	1.58		0.89 - 1.99	797	1.67		1.48 - 1.99	149	1.66	
Pears	D'Anjou	per lb	0.99 - 1.99	120	1.28		1.69 - 2.29	138	1.74		1.48 - 1.99	25	1.56	
Persimmons		per lb					1.99	9	1.99					
Pineapples		each	1.99 - 3.99	121	3.70		2.50	40	2.50		2.50 - 3.00	64	2.98	
Pineapples		per lb	0.79	65	0.79		0.50 - 0.99	170	0.64		0.77 - 0.99	40	0.90	
Plums		per lb	1.79 - 2.49	316	2.45		1.49 - 2.99	422	2.91		1.29	3	1.29	

Wtd Avg - Simple weighted average



Commodity	Variety	Unit	SOUTH CENTRAL U.S.				SOUTHWEST U.S.				NORTHWEST U.S.			
			Price Range	Number of Ads	Wtd Avg Price	% Marked Local	Price Range	Number of Ads	Wtd Avg Price	% Marked Local	Price Range	Number of Ads	Wtd Avg Price	% Marked Local
Plums	Interspecific Type	per lb					1.29	40	1.29					
Pomegranates		each	1.50 - 4.29	153	3.52		0.99 - 3.99	432	3.51		2.00 - 3.99	296	3.93	
Raspberries		1 pint (11-12 oz cntr w/ lid)					5.99	122	5.99		4.99 - 5.98	23	5.25	
Raspberries		6 oz package	2.00 - 3.79	268	2.96		1.88 - 3.00	236	2.89		1.88 - 3.00	138	2.73	
Strawberries		1 lb package	1.67 - 3.50	743	2.84		1.66 - 2.50	529	2.33		1.67 - 2.99	227	2.17	
Strawberries		2 lb package	3.98 - 4.99	175	4.60		5.99	122	5.99					
Tangelos		3 lb bag					3.99	55	3.99					
Tangerines/Mandarins		2 lb bag					2.50 - 4.29	82	2.70					
Tangerines/Mandarins		3 lb bag	2.99 - 5.98	593	3.99		2.77 - 3.99	327	3.54		4.49 - 4.99	137	4.94	
Tangerines/Mandarins		each	0.50	11	0.50									
Tangerines/Mandarins		per lb					1.49 - 1.50	59	1.49		1.49 - 1.98	26	1.60	
Watermelons	Red Flesh Seedless Miniature	each					2.50	9	2.50		3.98	8	3.98	
Watermelons	Red Flesh Seedless Type	each	3.99 - 4.99	94	4.86		3.99	9	3.99					
Watermelons	Red Flesh Seedless Type	per lb					0.33 - 0.50	178	0.34					

POTATOES & ONIONS

Onions, Dry	RED	2 lb bag	1.95	4	1.95		1.95	34	1.95				
Onions, Dry	RED	per lb	0.99	68	0.99		1.25	20	1.25		0.88	81	0.88
Onions, Dry	WHITE	2 lb bag	1.79 - 1.95	16	1.83		1.95	34	1.95				
Onions, Dry	WHITE	5 lb bag					4.00	7	4.00				
Onions, Dry	WHITE	per lb	0.69 - 1.29	907	1.18		0.50 - 0.99	778	0.93		0.79 - 1.19	155	0.97
Onions, Dry	YELLOW	10 lb bag					4.99	7	4.99		4.99	6	4.99
Onions, Dry	YELLOW	2 lb bag					1.95	34	1.95				
Onions, Dry	YELLOW	3 lb bag	1.99 - 2.89	346	2.73		2.59 - 2.78	223	2.68		2.69 - 3.29	24	3.27
Onions, Dry	YELLOW	per lb	0.33 - 0.88	189	0.58		0.33 - 1.69	305	0.99		0.39 - 1.69	124	0.73
Onions, Dry	YELLOW MARKED SWEET	2 lb bag	1.95	4	1.95								
Onions, Dry	YELLOW MARKED SWEET	3 lb bag	2.98 - 3.99	298	3.39		3.99	256	3.99				
Onions, Dry	YELLOW MARKED SWEET	per lb	0.67 - 2.99	176	0.82						0.79 - 0.99	40	0.81
Potatoes	ROUND RED	3 lb bag	1.67 - 2.99	14	2.33		2.50	53	2.50		3.29	23	3.29
Potatoes	ROUND RED	5 lb bag	2.49 - 3.99	47	3.27		2.99 - 3.99	178	3.94		5.99	17	5.99
Potatoes	ROUND RED	per lb	0.69 - 1.29	110	1.23		0.59 - 0.89	121	0.83		0.69	17	0.69
Potatoes	ROUND WHITE	per lb	0.97 - 1.29	96	1.07		0.79 - 0.89	109	0.85				
Potatoes	RUSSET	10 lb bag	2.99 - 4.98	229	4.20		2.50 - 5.99	60	3.20		3.48 - 3.99	45	3.89
Potatoes	RUSSET	5 lb bag	1.98 - 2.99	416	2.41		1.97 - 2.50	195	2.17		1.50	23	1.50
Potatoes	RUSSET	8 lb bag	3.99	27	3.99		1.00	9	1.00				

Wtd Avg - Simple weighted average



Commodity	Variety	Unit	SOUTH CENTRAL U.S.				SOUTHWEST U.S.				NORTHWEST U.S.			
			Price Range	Number of Ads	Wtd Avg Price	% Marked Local	Price Range	Number of Ads	Wtd Avg Price	% Marked Local	Price Range	Number of Ads	Wtd Avg Price	% Marked Local
Potatoes	RUSSET	per lb	0.69 - 0.79	13	0.75		0.59 - 1.49	171	1.39		0.39 - 0.99	127	0.57	
Potatoes	YELLOW TYPE	3 lb bag	1.67 - 2.99	14	2.33		2.50	53	2.50					
Potatoes	YELLOW TYPE	5 lb bag	2.49 - 3.99	25	3.03		3.99	169	3.99					
Potatoes	YELLOW TYPE	per lb	0.69 - 1.29	79	1.21		0.69 - 1.99	13	1.79		0.69	17	0.69	
VEGETABLES														
Artichokes		each									3.50	61	3.50	
Asparagus	GREEN	per lb	1.98 - 3.99	595	3.42		1.99 - 4.99	1018	4.12		1.98 - 4.99	489	4.25	
Beans	ROUND GREEN TYPE	per lb	0.99 - 1.39	70	1.36		0.79 - 1.49	340	1.41					
Beets		per bunch	3.00	64	3.00		2.50	8	2.50					
Bok Choy		per lb					0.99	40	0.99		0.99	3	0.99	
Broccoli		per bunch	3.00	29	3.00									
Broccoli	CROWN CUT	per lb	0.97 - 2.49	129	1.34		0.97 - 1.99	130	1.03		1.49 - 1.99	181	1.93	
Brussels Sprouts		per lb	2.50	61	2.50		3.69	8	3.69		2.49	7	2.49	1
Cabbage	ROUND GREEN TYPE	per lb	0.55 - 0.88	79	0.70		0.49 - 1.59	135	0.60		0.39 - 1.59	140	0.79	
Cactus Leaf (Nopales)		per lb	0.77	29	0.77						1.48	17	1.48	
Carrots		2 lb bag					2.79	10	2.79		1.79 - 2.79	124	1.99	
Carrots		5 lb film bag					1.99 - 2.49	50	2.41					
Carrots		per lb	0.89	11	0.89		0.50 - 0.99	113	0.64					
Carrots	BABY PEELED	1 lb bag	1.48 - 1.50	135	1.50		0.99	55	0.99					
Carrots	BABY PEELED	2 lb bag	2.29 - 3.00	220	2.56		1.99 - 2.50	26	2.04		1.99 - 2.50	34	2.08	
Cauliflower		each	2.99 - 3.99	76	3.06		2.49 - 2.99	15	2.79		1.49	17	1.49	
Cauliflower		per lb									0.98 - 2.28	192	1.94	
Celery		each	0.99 - 1.29	46	1.17		0.49 - 0.50	70	0.49		0.98	9	0.98	
Celery		per lb					1.59	10	1.59		0.99 - 1.59	118	1.15	
Celery	HEARTS	per package					2.00	24	2.00					
Chayote		each	0.79	16	0.79		0.25 - 0.59	175	0.45					
Chayote		per lb	0.79	65	0.79		0.79 - 0.99	22	0.91		1.48	17	1.48	
Chinese Cabbage		per lb					0.59	40	0.59					
Cilantro		per bunch	0.44 - 0.50	262	0.49		0.25 - 0.50	23	0.41		0.99	123	0.99	
Corn-Sweet		each	0.50 - 0.60	79	0.51		0.49 - 0.75	78	0.52					
Cucumbers		each	0.33 - 0.99	82	0.40		0.25 - 1.49	1079	0.83		1.00 - 1.49	318	1.26	
Cucumbers		per lb					1.29	11	1.29					
Cucumbers	LONG SEEDLESS - Greenhouse	each	2.00	9	2.00						0.98 - 2.00	98	1.16	
Eggplant		per lb					0.79	8	0.79					
Garlic		per sleeve					0.99 - 1.50	108	1.25		1.50	9	1.50	
Jalapeno Peppers		per lb	0.99 - 1.89	553	1.52		0.39 - 2.49	654	0.98		0.98 - 2.49	177	1.53	
Kale		per bunch	3.00	64	3.00									

Wtd Avg - Simple weighted average



Commodity	Variety	Unit	SOUTH CENTRAL U.S.				SOUTHWEST U.S.				NORTHWEST U.S.			
			Price Range	Number of Ads	Wtd Avg Price	% Marked Local	Price Range	Number of Ads	Wtd Avg Price	% Marked Local	Price Range	Number of Ads	Wtd Avg Price	% Marked Local
Leeks		per bunch	3.00	64	3.00									
Lettuce	Boston	each					1.89	8	1.89					
Lettuce	Green Leaf	each	1.29 - 1.50	124	1.32					1.50	36	1.50		
Lettuce	Iceberg	each	1.50	11	1.50		0.67 - 1.69	264	1.12					
Lettuce	Red Leaf	each	1.29 - 1.50	124	1.32					1.50	36	1.50		
Lettuce	Romaine	each					0.50	7	0.50					
Lettuce	Romaine (Hearts)	3 count	2.99	42	2.99		3.99	8	3.99					
Mixed Mini Sweet Peppers		1 lb package	3.48 - 3.99	94	3.76									
Mushrooms	CREMINI	8 oz package	2.50	6	2.50		3.79	10	3.79	1.98	36	1.98		
Mushrooms	PORTOBELLA	per lb								6.98	81	6.98		
Mushrooms	WHITE	8 oz package	1.50 - 2.19	300	1.78		1.99 - 3.79	106	2.44	1.59 - 3.99	84	3.03		
Mushrooms	WHITE	per lb	3.78	42	3.78					1.59	61	1.59	1	
Onions, Green		per bunch	0.98	9	0.98		0.99	6	0.99	0.99	123	0.99		
Peppers (Bell Type)	GREEN	each	0.20 - 0.99	349	0.56		0.77 - 1.25	398	1.19	0.58 - 1.67	446	1.09		
Peppers (Bell Type)	GREEN	per lb					0.79 - 0.99	17	0.90					
Peppers (Bell Type)	ORANGE - Greenhouse	each	0.98	17	0.98					2.50	7	2.50		
Peppers (Bell Type)	ORANGE	each	0.88 - 1.69	689	1.31		1.98	122	1.98	1.00 - 1.67	104	1.30		
Peppers (Bell Type)	ORANGE	per lb					0.99	9	0.99					
Peppers (Bell Type)	RED - Greenhouse	each	0.98	17	0.98					2.50	7	2.50		
Peppers (Bell Type)	RED	each	0.88 - 1.69	716	1.31		0.50 - 1.98	223	1.37	0.67 - 1.67	113	1.25		
Peppers (Bell Type)	RED	per lb					0.99	9	0.99					
Peppers (Bell Type)	YELLOW - Greenhouse	each	0.98	17	0.98					2.50	7	2.50		
Peppers (Bell Type)	YELLOW	each	0.88 - 1.69	699	1.31		1.98	122	1.98	1.00 - 1.67	140	1.35		
Peppers (Bell Type)	YELLOW - Greenhouse	per lb					2.59	8	2.59					
Peppers (Bell Type)	YELLOW	per lb					0.99	9	0.99					
Pumpkins		each	3.49 - 6.00	542	4.52		2.50 - 7.99	769	5.57	6.00	137	6.00		
Pumpkins		per lb	0.39	6	0.39		0.28 - 0.39	17	0.32	0.33 - 0.59	47	0.40		
Pumpkins	Marked Extra Large	each	5.99 - 7.99	95	7.27									
Pumpkins	Marked Large	each	3.95 - 6.00	439	5.06		3.95 - 8.99	386	8.55	4.99 - 8.99	310	8.69		
Pumpkins	Marked Medium	each	3.99 - 6.00	440	4.52		6.99	187	6.99					
Pumpkins	Marked Small	each					3.00	122	3.00					
Pumpkins	PIE TYPE	each	2.50 - 2.99	473	2.52		2.99	187	2.99	2.50 - 2.99	199	2.53		
Pumpkins	PIE TYPE	per lb	1.49	64	1.49		0.40 - 0.50	16	0.46					
Salad (Mixed Types)		1 lb package	5.00	64	5.00									

Wtd Avg - Simple weighted average



Commodity	Variety	Unit	SOUTH CENTRAL U.S.				SOUTHWEST U.S.				NORTHWEST U.S.			
			Price Range	Number of Ads	Wtd Avg Price	% Marked Local	Price Range	Number of Ads	Wtd Avg Price	% Marked Local	Price Range	Number of Ads	Wtd Avg Price	% Marked Local
Salad (Mixed Types)		10-12 oz package	1.99 - 3.49	423	3.18		2.50	53	2.50		0.99 - 3.98	260	2.90	
Salad (Mixed Types)		5-9 oz package	2.49 - 3.00	161	2.83		2.49 - 3.28	181	3.03		2.98 - 3.88	229	3.05	
Serrano Peppers		per lb					1.49	15	1.49					
Spinach		per bunch					0.99 - 1.49	29	1.19					
Spinach	FLAT TYPE	1 lb package	5.00	64	5.00									
Spinach	FLAT TYPE	5-7 oz package	2.49 - 2.99	51	2.87									
Spinach	FLAT TYPE	8-10 oz package					1.29 - 2.00	28	1.80					
Squash	Acorn	per lb	0.69 - 1.49	691	0.97		0.88 - 0.99	39	0.94		0.78 - 0.99	56	0.89	
Squash	Butternut	per lb	0.69 - 1.49	691	0.97		0.88 - 0.99	39	0.94		0.68 - 0.99	57	0.87	
Squash	GREY	per lb	0.69 - 1.69	149	1.15		0.50 - 0.99	256	0.81					
Squash	Kabocha	per lb					0.79	9	0.79		0.68 - 0.99	13	0.78	
Squash	Spaghetti	per lb	0.69 - 1.49	691	0.97		0.88 - 1.66	148	1.47		0.68 - 0.99	57	0.87	
Squash	Yellow Crookneck/Straightneck	per lb	1.69	95	1.69		0.98	73	0.98					
Squash	Zucchini	per lb	1.69	95	1.69		0.50 - 1.49	567	0.92					
Sweet Potatoes		3 lb bag	2.50 - 2.99	110	2.53									
Sweet Potatoes		per lb	0.88 - 1.29	355	1.04		0.99 - 1.29	196	1.12		1.29	3	1.29	
Swiss Chard		per bunch	3.00	64	3.00									
Tomatillos		per lb	0.89 - 0.99	264	0.90		0.50 - 0.89	151	0.83		1.28	17	1.28	
Tomatoes		per lb	0.89 - 1.99	112	1.33		0.50 - 2.99	855	1.67		0.99 - 1.79	57	1.68	
Tomatoes	Cherry Type	10 oz package	1.79 - 2.99	88	2.50									
Tomatoes	GRAPE TYPE	1 pint package					2.00	17	2.00		1.50 - 2.00	28	1.70	
Tomatoes	GRAPE TYPE	10 oz package	1.99 - 3.00	297	2.74		3.00	193	3.00		2.50 - 3.98	386	2.64	
Tomatoes	Plum Type (Roma)	per lb	0.89 - 1.79	469	1.07		0.50 - 1.99	769	1.17		0.98 - 1.49	164	1.25	
Tomatoes	VINE RIPES - Greenhouse	per lb	2.50	7	2.50						1.79	61	1.79	
Tomatoes	VINE RIPES	per lb	1.48 - 1.69	19	1.59		0.99 - 1.29	58	1.20					
Tomatoes	VINE RIPES - ON THE VINE - Greenhouse	per lb	0.97 - 2.19	762	1.58		1.99 - 2.49	426	2.14		1.99 - 2.19	15	2.00	
OTHER SPECIALTY CROP ITEMS														
Hemp Protein		16 oz	19.99	107	19.99									
Hemp Seeds Shelled		8 oz	6.29 - 9.99	199	8.28		6.29	23	6.29		6.29 - 8.49	48	7.30	
SEASONAL ITEMS														
Ornamentals	Chrysanthemums	6 inch pots	10.99	171	10.99		9.99 - 11.00	95	10.44					
Ornamentals	Rose, Hybrid Tea	bunched 12s					12.00 - 12.99	97	12.56		12.99	9	12.99	

Wtd Avg - Simple weighted average



Commodity	Variety	Unit	ALASKA U.S.				HAWAII U.S.			
			Price Range	Number of Ads	Wtd Avg Price	% Marked Local	Price Range	Number of Ads	Wtd Avg Price	% Marked Local
FRUIT										
Apple Pears		per lb					2.39	23	2.39	
Apples	Fuji	3 lb bag	3.69	1	3.69					
Apples	Fuji	per lb	1.58 - 1.99	8	1.68		0.99 - 1.79	11	1.50	
Apples	Gala/Royal Gala	3 lb bag	3.69	1	3.69		5.49	3	5.49	
Apples	Gala/Royal Gala	per lb	1.49	11	1.49					
Apples	Honeycrisp	per lb	1.99	2	1.99					
Apples	Pink Lady/Cripps Pink	per lb	1.69 - 1.99	11	1.74					
Apples	Red Delicious	3 lb bag	3.69	1	3.69		4.59	7	4.59	
Apples	Red Delicious	per lb	1.58	3	1.58					
Apples, Processed	Juice	64 oz (1/2 gallon)	2.99 - 9.99	42	7.70					
Apples, Processed	Juice Marked Cider	64 oz (1/2 gallon)	2.99 - 5.99	14	4.99					
Avocados	Hass	each	1.50	2	1.50		1.67	23	1.67	
Bananas		per lb					1.29	3	1.29	
Blackberries		5.6-6 oz package	3.50	2	3.50					
Cantaloupes		per lb	1.29	2	1.29		2.49	23	2.49	
Clementines		2 lb bag	4.99	11	4.99					
Grapes	Black Seedless	per lb	3.69	2	3.69					
Grapes	Red Seedless	per lb	3.68 - 3.99	15	3.88		2.99 - 3.99	34	3.20	
Grapes	White Seedless Type	per lb	3.68 - 3.99	15	3.88		2.99	27	2.99	
Honeydews		per lb					1.49 - 3.29	36	3.14	
Kiwifruit	Hayward	each	0.99	28	0.99					
Oranges	Navel	per lb	1.99 - 2.99	39	2.87					
Oranges	Navel, Cara Cara	3 lb bag					8.79	7	8.79	
Oranges	Valencia	per lb	1.59	1	1.59					
Peaches	Various White Flesh Varieties	per lb					2.99	4	2.99	
Peaches	Various Yellow Flesh Varieties	per lb					2.99	23	2.99	
Pears	Bartlett	per lb	1.49 - 1.99	17	1.61					
Pears	Bosc	per lb	1.68 - 1.99	5	1.80					
Pears	D'Anjou	per lb	1.68 - 1.99	5	1.80		1.99	7	1.99	
Pineapples		each	7.99	28	7.99					
Pineapples		per lb					0.99	27	0.99	1
Plums		per lb	3.19	1	3.19					
Pomegranates		each	3.98	3	3.98					
Raspberries		6 oz package	3.50	2	3.50					
Strawberries		1 lb package	4.49	3	4.49		4.49	7	4.49	

Wtd Avg - Simple weighted average



Commodity	Variety	Unit	ALASKA U.S.				HAWAII U.S.			
			Price Range	Number of Ads	Wtd Avg Price	% Marked Local	Price Range	Number of Ads	Wtd Avg Price	% Marked Local
Tangerines/Mandarins		2 lb bag					3.80	33	3.80	
Tangerines/Mandarins		3 lb bag	6.99	11	6.99					
POTATOES & ONIONS										
Onions, Dry	WHITE	per lb	1.49 - 2.49	39	2.21					
Onions, Dry	YELLOW	3 lb bag	2.59 - 3.29	13	3.18					
Onions, Dry	YELLOW MARKED SWEET	per lb	1.29 - 1.99	11	1.86		1.79 - 2.79	30	2.56	
Potatoes	ROUND RED	5 lb bag	4.99	2	4.99					
Potatoes	RUSSET	per lb	1.99	28	1.99					
VEGETABLES										
Asparagus	GREEN	per lb	4.49 - 5.78	16	4.73					
Broccoli	CROWN CUT	per lb	2.98 - 3.29	4	3.06		2.39	3	2.39	
Cabbage	ROUND GREEN TYPE	per lb	1.19	1	1.19		1.29 - 2.59	56	2.06	
Carrots		2 lb bag	2.29	2	2.29					
Carrots		per lb	1.38	3	1.38		1.49	3	1.49	
Carrots	BABY PEELED	1 lb bag	2.49	11	2.49		2.00 - 2.79	30	2.18	
Cauliflower		per lb	1.98	3	1.98					
Celery		per lb	1.79	9	1.79					
Chinese Cabbage		per lb	1.29	2	1.29		1.29	4	1.29	
Cilantro		per bunch	1.39	11	1.39					
Cucumbers		each	1.39 - 2.29	29	2.26					
Cucumbers		per lb					1.69	3	1.69	
Jalapeno Peppers		per lb	2.29	11	2.29					
Lettuce	Green Leaf	per lb					1.49	7	1.49	
Lettuce	Romaine	per lb					2.69	27	2.69	
Lettuce	Romaine (Hearts)	3 count	6.99	28	6.99					
Mushrooms	CREMINI	8 oz package	2.69	9	2.69					
Mushrooms	WHITE	8 oz package	2.50 - 2.69	11	2.66		3.99	3	3.99	
Onions, Green		per bunch	1.39 - 1.69	23	1.45					
Peppers (Bell Type)	GREEN	each	1.39 - 1.99	39	1.82					
Peppers (Bell Type)	ORANGE	per lb	3.99	1	3.99					
Peppers (Bell Type)	RED	per lb	3.99	1	3.99					
Peppers (Bell Type)	YELLOW	per lb	3.99	1	3.99					
Pumpkins		each	12.00	11	12.00					
Pumpkins		per lb	0.79 - 0.98	5	0.90					
Pumpkins	Marked Large	per lb	0.89	2	0.89					
Pumpkins	PIE TYPE	each	5.00	11	5.00					

Wtd Avg - Simple weighted average



Commodity	Variety	Unit	ALASKA U.S.				HAWAII U.S.			
			Price Range	Number of Ads	Wtd Avg Price	% Marked Local	Price Range	Number of Ads	Wtd Avg Price	% Marked Local
Pumpkins	PIE TYPE	per lb	0.98	3	0.98					
Radishes		per bunch	0.99 - 1.49	12	1.45					
Salad (Mixed Types)		10-12 oz package	1.69 - 4.00	13	3.64					
Salad (Mixed Types)		5-9 oz package	4.00	11	4.00					
Squash	Acorn	per lb	1.29 - 1.58	5	1.46					
Squash	Butternut	per lb	1.29 - 1.58	5	1.46					
Squash	Kabocha	per lb	1.29	2	1.29					
Squash	Spaghetti	per lb	1.29 - 1.58	5	1.46					
Squash	Zucchini	per lb	2.19	1	2.19					
Sweet Potatoes		per lb	1.59	1	1.59					
Tomatoes		per lb	2.49	9	2.49	1.79 - 2.69	49	2.27		
Tomatoes	GRAPE TYPE	10 oz package	4.00	11	4.00					
Tomatoes	Plum Type (Roma)	per lb	1.99 - 2.29	12	2.27	2.39	7	2.39		
Tomatoes	VINE RIPES - ON THE VINE - Greenhouse	per lb	2.99	11	2.99					
OTHER SPECIALTY CROP ITEMS										
Hemp Seeds Shelled		8 oz				9.69	4	9.69		

Wtd Avg - Simple weighted average

NATIONAL ORGANIC SUMMARY

(not including AK & HI)

Fruit								
Commodity	Variety	Unit	THIS WEEK		LAST WEEK		LAST YEAR	
			Number of Ads	Wtd Avg Price	Number of Ads	Wtd Avg Price	Number of Ads	Wtd Avg Price
Apple Pears		per lb	8	4.99				
Apples	Fuji	2 lb bag	746	3.96			206	5.27
Apples	Fuji	3 lb bag	122	4.99	23	4.99		
Apples	Fuji	per lb	17	2.00	76	2.41	570	2.20
Apples	Gala/Royal Gala	2 lb bag	1,136	4.53	1,793	4.01	1,773	3.71
Apples	Gala/Royal Gala	3 lb bag	364	4.35	206	4.80	6	5.99
Apples	Gala/Royal Gala	per lb	1,456	2.12	300	2.00	1,008	2.12
Apples	Golden Delicious	per lb	8	2.49				
Apples	Granny Smith	2 lb bag	234	5.68			394	4.42
Apples	Granny Smith	3 lb bag	122	4.99				
Apples	Granny Smith	per lb	75	2.42	8	2.69	8	2.49
Apples	Honeycrisp	2 lb bag	2,158	4.30	380	6.80	301	5.99
Apples	Honeycrisp	3 lb bag	26	2.72	245	5.99		
Apples	Honeycrisp	per lb	1,279	3.24	641	3.36	220	3.08
Apples	Pink Lady/Cripps Pink	2 lb bag	60	6.99				
Apples, Processed	Juice	64 oz (1/2 gallon)	38	3.69	314	3.64	288	3.31
Apples, Processed	Juice Marked Cider	64 oz (1/2 gallon)	253	8.30			68	6.99
Avocados	Hass	each	1,341	1.78	1,005	1.93	1,458	2.08
Avocados	Hass-Marked Large	each	7	2.00	7	2.49		
Avocados	Hass-Marked Medium	each	75	1.34				
Bananas		per lb	333	0.75	123	0.87	86	0.99
Blackberries		5.6-6 oz package	645	4.15	1,394	3.47	1,457	3.70
Blueberries		6 oz package	766	4.01	167	3.50	871	3.46
Grapes	Black Seedless	per lb	211	2.99	301	3.68	1,166	3.05
Grapes	Red Seedless	per lb	1,711	3.17	1,250	2.60	3,340	3.13
Grapes	White Seedless Type	per lb	1,712	3.17	1,416	2.83	3,315	3.13
Lemons		1 lb bag	147	3.90				
Lemons		2 lb bag	2,000	4.16	204	4.99	358	3.91
Lemons		each	228	0.99			4	0.77
Lemons		per lb	8	2.29				
Mangoes	Round Varieties	each	2,084	2.55	118	2.55		
Mangoes	Round Varieties Marked Extra Large	each	16	4.99	184	2.50		
Mangoes	Round Varieties Marked Medium	each	61	2.19				

Wtd Avg - Simple weighted average



Commodity	Variety	Unit	THIS WEEK		LAST WEEK		LAST YEAR	
			Number of Ads	Wtd Avg Price	Number of Ads	Wtd Avg Price	Number of Ads	Wtd Avg Price
Oranges	Valencia	4 lb bag	266	7.85	236	5.98	81	7.99
Pears	Bartlett	2 lb bag	395	4.99	6	4.99		
Pears	Bartlett	per lb	1,286	2.29	1,707	2.32	903	2.48
Pears	Bosc	per lb	677	2.49	551	2.48	502	2.51
Pears	D'Anjou	per lb	193	2.06	176	1.99	157	2.11
Pineapples		each	8	3.99	395	3.99	144	5.99
Pineapples		per lb	11	1.99				
Plums		per lb	29	3.35				
Raspberries		6 oz package	1,210	4.06	907	3.59		
Strawberries		1 lb package	2,985	4.04	2,739	4.01	674	5.15

Potatoes & Onions

Commodity	Variety	Unit	THIS WEEK		LAST WEEK		LAST YEAR	
			Number of Ads	Wtd Avg Price	Number of Ads	Wtd Avg Price	Number of Ads	Wtd Avg Price
Onions, Dry	RED	2 lb bag	400	3.41				
Onions, Dry	WHITE	per lb	8	0.50			258	1.99
Onions, Dry	YELLOW	2 lb bag	378	3.40	169	2.99	171	2.99
Onions, Dry	YELLOW	3 lb bag	212	4.86	199	4.97	190	5.99
Onions, Dry	YELLOW	per lb	154	1.79			258	1.99
Onions, Dry	YELLOW MARKED SWEET	3 lb bag	74	5.49				
Potatoes	ROUND RED	3 lb bag	502	4.77	347	4.56	99	4.83
Potatoes	ROUND RED	5 lb bag	34	6.99				
Potatoes	RUSSET	3 lb bag	496	4.62	428	4.45	58	4.05
Potatoes	RUSSET	5 lb bag	61	6.22	177	4.08	188	4.11
Potatoes	RUSSET	per lb	142	1.34	21	1.75	152	1.79
Potatoes	YELLOW TYPE	3 lb bag	849	4.86	347	4.56	169	4.47

Vegetables

Commodity	Variety	Unit	THIS WEEK		LAST WEEK		LAST YEAR	
			Number of Ads	Wtd Avg Price	Number of Ads	Wtd Avg Price	Number of Ads	Wtd Avg Price
Asparagus	GREEN	per lb	8	7.49	8	7.49	345	3.50
Beans	ROUND GREEN TYPE	12 oz bag	197	3.99	194	4.08		
Beets		per bunch	101	2.54	338	3.44		
Broccoli		per bunch	710	3.07	981	3.31	294	3.05
Broccoli		per lb	24	2.22	11	1.89	559	1.99
Broccoli	BABY HYBRID TYPE	per bunch	16	2.34	16	2.34	17	3.28
Broccoli	CROWN CUT	per lb	442	3.77	45	2.94		
Cabbage	RED TYPE	per lb	250	1.88	14	1.19	81	1.99

Wtd Avg - Simple weighted average



Commodity	Variety	Unit	THIS WEEK		LAST WEEK		LAST YEAR	
			Number of Ads	Wtd Avg Price	Number of Ads	Wtd Avg Price	Number of Ads	Wtd Avg Price
Cabbage	ROUND GREEN TYPE	per lb	1,004	1.61	14	1.19	81	1.99
Carrots		1 lb bag	396	1.50	38	1.29	46	1.50
Carrots		2 lb bag	14	2.41	19	2.28	354	2.51
Carrots		per bunch	210	1.70	352	2.84	158	2.13
Carrots	BABY PEELED	1 lb bag	1,472	1.86	608	2.02	628	1.94
Cauliflower		each	214	3.01	1,269	3.75	442	3.91
Cauliflower		per lb	31	1.58	99	1.60	577	1.96
Celery		each	71	2.35	179	2.50	425	1.81
Celery	HEARTS	per package	311	3.32	142	2.77		
Cilantro		per bunch	732	1.58	467	1.28		
Collards		per lb	13	1.49				
Cucumbers		each	94	1.19	22	0.99	1,153	1.22
Cucumbers	LONG SEEDLESS - Greenhouse	each	343	2.00	86	2.96	199	1.95
Garlic		per sleeve	53	3.49				
Kale		1 lb bag	19	3.99				
Kale		per bunch	269	1.96	203	1.98	337	2.75
Leeks		per bunch	6	2.98	9	2.99		
Lettuce	Boston	each	8	3.99	131	3.99		
Lettuce	Green Leaf	each	322	1.99	436	3.44	64	2.79
Lettuce	Iceberg	each	343	2.56	308	2.93	1,135	2.99
Lettuce	Red Leaf	each	322	1.99	23	2.50	68	2.77
Lettuce	Romaine	each	344	1.96			64	2.79
Lettuce	Romaine (Hearts)	3 count	931	3.86	1,014	3.79	106	4.53
Mixed Mini Sweet Peppers		1 lb package	264	3.06	26	3.99	7	4.99
Mushrooms	CREMINI	6 oz package	19	3.99				
Mushrooms	PORTOBELLA	per lb	27	7.99			11	7.99
Mushrooms	WHITE	8 oz package	390	2.97	332	3.61	361	3.53
Onions, Green		per bunch	468	1.15	392	1.29		
Peppers (Bell Type)	GREEN	each	397	1.67				
Peppers (Bell Type)	RED	per lb	22	3.88	297	3.88	159	3.56
Pumpkins	PIE TYPE	per lb	16	1.29	16	1.24		
Radishes		per bunch	168	1.50	392	1.29	122	2.00
Salad (Mixed Types)		1 lb package	16	5.00	2,262	5.35		
Salad (Mixed Types)		10-12 oz package	112	4.94	314	5.37	82	5.06
Salad (Mixed Types)		5-9 oz package	981	3.41	1,749	3.32	3,699	3.27
Spinach	FLAT TYPE	5-7 oz package	1,356	3.53	134	3.50		
Spinach	FLAT TYPE	8-10 oz package	20	3.99	27	5.99		

Wtd Avg - Simple weighted average



Commodity	Variety	Unit	THIS WEEK		LAST WEEK		LAST YEAR	
			Number of Ads	Wtd Avg Price	Number of Ads	Wtd Avg Price	Number of Ads	Wtd Avg Price
Squash	Acorn	per lb	583	1.66	280	1.45	748	1.54
Squash	Butternut	per lb	607	1.64	528	1.42	688	1.50
Squash	Kabocha	per lb	23	1.35	65	1.32		
Squash	Spaghetti	per lb	599	1.65	424	1.46	856	1.50
Squash	Zucchini	per lb	88	1.98	2,248	2.03	2	2.49
Sweet Potatoes		3 lb bag	297	4.63				
Sweet Potatoes		per lb	210	2.19	598	2.18	50	1.61
Swiss Chard		per bunch	42	1.74	7	2.50	24	1.98
Tomatoes		per lb	221	2.19	419	2.65		
Tomatoes	Cherry Type	1 pint package	184	3.00			17	3.48
Tomatoes	GRAPE TYPE	1 pint package	959	2.60	311	3.07	776	2.96
Tomatoes	GRAPE TYPE	10 oz package	37	2.99			248	2.58
Tomatoes	Plum Type (Roma)	per lb	92	2.10				
Tomatoes	VINE RIPES - Greenhouse	per lb	9	2.99			9	3.79
Tomatoes	Vine Ripes - Heirloom Varieties - Greenhouse	per lb	43	4.07	481	4.41	86	5.99
Tomatoes	VINE RIPES - ON THE VINE - Greenhouse	per lb	446	3.20	492	3.28	100	2.92

Other Specialty Crop Items

Commodity	Variety	Unit	THIS WEEK		LAST WEEK		LAST YEAR	
			Number of Ads	Wtd Avg Price	Number of Ads	Wtd Avg Price	Number of Ads	Wtd Avg Price
Hemp (Seed) Oil		16 oz	107	16.99	178	17.60	144	17.83
Hemp Protein		12 oz	86	16.99				
Hemp Protein		16 oz	109	13.99	117	14.24	289	19.48
Hemp Protein		32 oz	154	26.99				
Hemp Seeds Shelled		12 oz	417	13.40	8	14.49	292	12.22
Hemp Seeds Shelled		16 oz	159	14.99	167	15.08	31	14.99
Hemp Seeds Shelled		7 oz	459	9.35	276	11.56	402	9.40

Wtd Avg - Simple weighted average



REGIONAL ORGANIC DETAILS

Commodity	Variety	Unit	NORTHEAST U.S.				SOUTHEAST U.S.				MIDWEST U.S.			
			Price Range	Number of Ads	Wtd Avg Price	% Marked Local	Price Range	Number of Ads	Wtd Avg Price	% Marked Local	Price Range	Number of Ads	Wtd Avg Price	% Marked Local
FRUIT														
Apple Pears		per lb	4.99	8	4.99									
Apples	Fuji	2 lb bag				3.99	9	3.99						
Apples	Fuji	per lb	1.99	10	1.99									
Apples	Gala/Royal Gala	2 lb bag				3.99 - 4.99	375	4.97		3.99	45	3.99		
Apples	Gala/Royal Gala	3 lb bag	5.99	6	5.99	3.98	52	3.98						
Apples	Gala/Royal Gala	per lb	1.99 - 3.49	346	2.10	2.21	86	2.21		2.21 - 2.48	266	2.41		
Apples	Granny Smith	2 lb bag				3.99	9	3.99						
Apples	Granny Smith	per lb	1.99 - 2.49	75	2.42									
Apples	Honeycrisp	2 lb bag				1.88 - 6.99	691	3.57		4.99 - 6.99	728	5.09		
Apples	Honeycrisp	3 lb bag								1.99 - 2.99	26	2.72		
Apples	Honeycrisp	per lb	1.79 - 2.99	520	2.78	3.66 - 3.98	138	3.78		2.49 - 3.66	134	3.30		
Apples, Processed	Juice	64 oz (1/2 gallon)	3.69	38	3.69									
Avocados	Hass	each	1.67 - 2.50	200	1.71	2.00	38	2.00		0.99 - 2.00	118	1.89		
Avocados	Hass-Marked Large	each	2.00	7	2.00									
Bananas		per lb	0.69 - 0.99	203	0.77					0.69 - 0.79	130	0.70		
Blackberries		5.6-6 oz package	3.99 - 4.99	146	4.48	3.99	52	3.99						
Blueberries		6 oz package	3.99 - 4.99	82	4.09	4.00	412	4.00						
Grapes	Black Seedless	per lb	2.99	183	2.99	2.99	28	2.99						
Grapes	Red Seedless	per lb	2.99 - 3.99	480	3.60	2.99	1209	2.99						
Grapes	White Seedless Type	per lb	2.99 - 3.99	495	3.60	2.99	1195	2.99						
Lemons		1 lb bag	3.50	27	3.50									
Lemons		2 lb bag	4.99	190	4.99	3.99	463	3.99		3.99	697	3.99		
Lemons		each				0.99	228	0.99						
Lemons		per lb	2.29	8	2.29									
Mangoes	Round Varieties	each				2.50	463	2.50		2.50	592	2.50		
Oranges	Valencia	4 lb bag	6.99	38	6.99	7.99	228	7.99						
Pears	Bartlett	2 lb bag				4.99	366	4.99						
Pears	Bartlett	per lb	1.99 - 2.99	131	2.06	1.99 - 2.49	124	2.14		1.99 - 2.49	78	2.06		
Pears	Bosc	per lb				2.49	38	2.49						
Pears	D'Anjou	per lb	2.99	9	2.99					1.99	67	1.99		
Pineapples		each	3.99	8	3.99									
Plums		per lb								0.99	7	0.99		
Raspberries		6 oz package	3.99 - 4.99	146	4.48	3.88 - 4.00	418	3.99		3.50	39	3.50		
Strawberries		1 lb package	3.99 - 4.99	139	4.05	3.49 - 6.99	2237	3.85		3.99 - 4.99	103	4.80		
POTATOES & ONIONS														
Onions, Dry	RED	2 lb bag	2.50	150	2.50	3.99	228	3.99						

Wtd Avg - Simple weighted average



Commodity	Variety	Unit	NORTHEAST U.S.				SOUTHEAST U.S.				MIDWEST U.S.			
			Price Range	Number of Ads	Wtd Avg Price	% Marked Local	Price Range	Number of Ads	Wtd Avg Price	% Marked Local	Price Range	Number of Ads	Wtd Avg Price	% Marked Local
Onions, Dry	YELLOW	2 lb bag	2.50	150	2.50		3.99	228	3.99					
Onions, Dry	YELLOW	3 lb bag	4.99	190	4.99									
Onions, Dry	YELLOW	per lb								1.79	13	1.79		
Onions, Dry	YELLOW MARKED SWEET	3 lb bag					5.49	74	5.49					
Potatoes	ROUND RED	3 lb bag	3.99 - 4.99	206	4.96		4.99	228	4.99					
Potatoes	ROUND RED	5 lb bag					6.99	34	6.99					
Potatoes	RUSSET	3 lb bag	3.99 - 4.99	197	4.95		2.50 - 4.99	239	4.88					
Potatoes	RUSSET	5 lb bag					6.99	34	6.99					
Potatoes	RUSSET	per lb								1.29	13	1.29		
Potatoes	YELLOW TYPE	3 lb bag	3.99 - 4.99	600	4.86		4.99	228	4.99					

VEGETABLES

Beans	ROUND GREEN TYPE	12 oz bag	3.99	183	3.99		3.99	14	3.99				
Beets		per bunch	1.49 - 2.99	18	2.24					0.99	7	0.99	
Broccoli		per bunch	4.99	27	4.99		2.99	38	2.99				
Broccoli	CROWN CUT	per lb	4.99	183	4.99		4.99	14	4.99	2.79	245	2.79	
Cabbage	RED TYPE	per lb					1.99	228	1.99	0.69	22	0.69	
Cabbage	ROUND GREEN TYPE	per lb	1.69	322	1.69		1.28 - 1.99	415	1.67	0.69 - 1.49	267	1.42	
Carrots		1 lb bag	1.29 - 1.50	168	1.49		1.50	228	1.50				
Carrots		2 lb bag								1.99	8	1.99	
Carrots		per bunch	2.99	19	2.99					0.99 - 1.69	42	1.21	
Carrots	BABY PEELED	1 lb bag	1.50 - 2.50	948	1.90		1.50 - 2.50	253	1.54	1.50 - 2.00	80	1.89	
Cauliflower		each	3.49 - 3.99	15	3.72					1.99 - 3.99	47	2.71	
Cauliflower		per lb								0.69	7	0.69	
Celery		each	2.00 - 2.99	27	2.70					1.99 - 2.47	33	2.35	
Celery	HEARTS	per package	2.99 - 3.99	250	3.44		3.49	3	3.49	2.99	38	2.99	
Cilantro		per bunch	1.49 - 1.99	338	1.50					1.99	13	1.99	
Collards		per lb					1.49	13	1.49				
Cucumbers	LONG SEEDLESS - Greenhouse	each					2.00	52	2.00				
Kale		1 lb bag	3.99	19	3.99								
Kale		per bunch	1.49 - 2.50	44	2.29					1.50	22	1.50	
Lettuce	Green Leaf	each	1.99	322	1.99								
Lettuce	Iceberg	each	2.99	183	2.99		2.99	14	2.99				
Lettuce	Red Leaf	each	1.99	322	1.99								
Lettuce	Romaine	each	1.99	322	1.99					1.50	22	1.50	
Lettuce	Romaine (Hearts)	3 count	3.99	424	3.99		3.50 - 4.99	380	3.55				
Mixed Mini Sweet Peppers		1 lb package					2.99	228	2.99	2.50	22	2.50	
Mushrooms	CREMINI	6 oz package	3.99	19	3.99								

Wtd Avg - Simple weighted average



Commodity	Variety	Unit	NORTHEAST U.S.				SOUTHEAST U.S.				MIDWEST U.S.			
			Price Range	Number of Ads	Wtd Avg Price	% Marked Local	Price Range	Number of Ads	Wtd Avg Price	% Marked Local	Price Range	Number of Ads	Wtd Avg Price	% Marked Local
Mushrooms	WHITE	8 oz package	2.50 - 2.99	343	2.96					2.49 - 3.99	39	3.09		
Onions, Green		per bunch	0.99	322	0.99									
Peppers (Bell Type)	GREEN	each	0.89	75	0.89		2.00	228	2.00					
Radishes		per bunch								1.50	22	1.50		
Salad (Mixed Types)		1 lb package								5.00	16	5.00		
Salad (Mixed Types)		10-12 oz package	4.99	72	4.99					4.77 - 4.99	40	4.85		
Salad (Mixed Types)		5-9 oz package	2.99 - 4.99	324	3.92		2.99 - 3.50	25	3.28	3.00 - 3.99	65	3.56		
Spinach	FLAT TYPE	5-7 oz package	2.99 - 3.99	94	3.72		3.50	1195	3.50	3.89	67	3.89		
Spinach	FLAT TYPE	8-10 oz package	3.99	20	3.99									
Squash	Acorn	per lb	1.49 - 1.66	167	1.61		1.66	86	1.66	1.66	67	1.66		
Squash	Butternut	per lb	1.29 - 1.66	175	1.60		1.66	86	1.66	1.66	67	1.66		
Squash	Kabocha	per lb	1.49	7	1.49									
Squash	Spaghetti	per lb	1.49 - 1.66	167	1.61		1.66	86	1.66	1.66	67	1.66		
Sweet Potatoes		3 lb bag	4.99	190	4.99									
Sweet Potatoes		per lb	1.49 - 2.49	140	2.18		1.99	3	1.99	2.21	67	2.21		
Swiss Chard		per bunch								1.50	22	1.50		
Tomatoes		per lb	3.99	20	3.99		1.88	187	1.88					
Tomatoes	GRAPE TYPE	1 pint package	2.69 - 3.99	358	3.00		3.00 - 3.49	126	3.29	2.00 - 2.99	61	2.63		
Tomatoes	GRAPE TYPE	10 oz package								2.99	37	2.99		
Tomatoes	VINE RIPES - Greenhouse	per lb	2.99	9	2.99									
Tomatoes	VINE RIPES - ON THE VINE - Greenhouse	per lb	2.49 - 3.99	373	3.25		2.49	14	2.49	3.49	6	3.49		
OTHER SPECIALTY CROP ITEMS														
Hemp Protein		12 oz					16.99	86	16.99					
Hemp Protein		32 oz								26.99	13	26.99		
Hemp Seeds Shelled		12 oz	13.59	122	13.59		17.99	52	17.99	11.49 - 13.59	80	13.25		
Hemp Seeds Shelled		16 oz					14.99	52	14.99					
Hemp Seeds Shelled		7 oz	10.19	122	10.19		11.99	52	11.99	7.69	13	7.69		

Wtd Avg - Simple weighted average



Commodity	Variety	Unit	SOUTH CENTRAL U.S.				SOUTHWEST U.S.				NORTHWEST U.S.			
			Price Range	Number of Ads	Wtd Avg Price	% Marked Local	Price Range	Number of Ads	Wtd Avg Price	% Marked Local	Price Range	Number of Ads	Wtd Avg Price	% Marked Local
FRUIT														
Apples	Fuji	2 lb bag	3.99 - 6.99	198	5.27		2.99	266	2.99		2.99 - 4.99	273	3.95	
Apples	Fuji	3 lb bag					4.99	122	4.99					
Apples	Fuji	per lb									1.99	7	1.99	1
Apples	Gala/Royal Gala	2 lb bag	2.98 - 6.99	318	4.31		3.99 - 5.00	267	4.03		4.99	131	4.99	
Apples	Gala/Royal Gala	3 lb bag					3.98 - 4.99	306	4.38					
Apples	Gala/Royal Gala	per lb	1.99 - 2.48	232	2.08		1.50 - 2.49	357	2.00		1.99 - 2.21	169	2.02	
Apples	Golden Delicious	per lb					2.49	8	2.49					
Apples	Granny Smith	2 lb bag	6.49 - 6.99	94	6.81						4.99	131	4.99	
Apples	Granny Smith	3 lb bag					4.99	122	4.99					
Apples	Honeycrisp	2 lb bag	4.99 - 6.99	153	6.23		2.99 - 4.99	369	3.55		2.99 - 5.99	217	3.96	
Apples	Honeycrisp	per lb	2.99 - 3.98	187	3.83		1.99 - 3.99	281	3.46		2.99	19	2.99	
Apples	Pink Lady/Cripps Pink	2 lb bag	6.99	60	6.99									
Apples, Processed	Juice Marked Cider	64 oz (1/2 gallon)					6.48	122	6.48		9.99	131	9.99	
Avocados	Hass	each	0.99	92	0.99		0.99 - 2.00	580	1.81		0.99 - 2.00	313	1.92	
Avocados	Hass-Marked Medium	each					1.99	14	1.99		1.19	61	1.19	
Blackberries		5.6-6 oz package	3.88 - 3.99	202	3.93		3.88	184	3.88		4.99	61	4.99	
Blueberries		6 oz package	3.88 - 4.00	141	3.98						4.00	131	4.00	
Grapes	Red Seedless	per lb					1.99 - 3.99	22	3.44					
Grapes	White Seedless Type	per lb					1.99 - 3.99	22	3.44					
Lemons		1 lb bag					3.99	120	3.99					
Lemons		2 lb bag	3.99	208	3.99		3.99 - 4.99	304	4.04		3.99 - 4.99	138	4.88	
Mangoes	Round Varieties	each	2.50	463	2.50		2.50	410	2.50		2.19 - 3.50	156	3.25	
Mangoes	Round Varieties Marked Extra Large	each					4.99	16	4.99					
Mangoes	Round Varieties Marked Medium	each									2.19	61	2.19	
Pears	Bartlett	2 lb bag	4.99	29	4.99									
Pears	Bartlett	per lb	1.99 - 2.49	143	2.23		1.99 - 2.49	484	2.38		1.49 - 2.49	326	2.40	
Pears	Bosc	per lb					2.49	352	2.49		2.49	287	2.49	
Pears	D'Anjou	per lb					1.99 - 2.49	117	2.02					
Pineapples		per lb									1.99	11	1.99	
Plums		per lb									4.10	22	4.10	
Raspberries		6 oz package	3.88 - 4.00	231	3.94		3.88	184	3.88		4.00 - 4.99	192	4.31	
Strawberries		1 lb package	4.98 - 4.99	167	4.98		3.99 - 4.98	201	4.90		4.00 - 4.99	138	4.05	
POTATOES & ONIONS														
Onions, Dry	RED	2 lb bag					2.99 - 3.99	22	3.63					
Onions, Dry	WHITE	per lb					0.50	8	0.50					

Wtd Avg - Simple weighted average



Commodity	Variety	Unit	SOUTH CENTRAL U.S.				SOUTHWEST U.S.				NORTHWEST U.S.			
			Price Range	Number of Ads	Wtd Avg Price	% Marked Local	Price Range	Number of Ads	Wtd Avg Price	% Marked Local	Price Range	Number of Ads	Wtd Avg Price	% Marked Local
Onions, Dry	YELLOW	3 lb bag					2.99 - 4.19	22	3.75					
Onions, Dry	YELLOW	per lb	1.79	92	1.79		1.79	23	1.79		1.79	26	1.79	
Potatoes	ROUND RED	3 lb bag	3.48	47	3.48						3.48	21	3.48	
Potatoes	RUSSET	3 lb bag	2.50	60	2.50									
Potatoes	RUSSET	5 lb bag								3.99 - 5.99	27	5.25		
Potatoes	RUSSET	per lb	1.29	92	1.29					1.29 - 1.99	37	1.50		
Potatoes	YELLOW TYPE	3 lb bag								3.48	21	3.48		

VEGETABLES

Asparagus	GREEN	per lb					7.49	8	7.49				
Beets		per bunch	2.78	47	2.78		2.50	8	2.50		2.78	21	2.78
Broccoli		per bunch					2.99	358	2.99		2.99	287	2.99
Broccoli		per lb					2.49	13	2.49		1.89	11	1.89
Broccoli	BABY HYBRID TYPE	per bunch					2.00 - 2.49	16	2.34				
Carrots		2 lb bag									2.98	6	2.98
Carrots		per bunch	1.69	92	1.69		1.49 - 1.69	31	1.64		1.69	26	1.69
Carrots	BABY PEELED	1 lb bag	0.98 - 2.50	147	2.08		2.00 - 2.99	26	2.23		1.99 - 2.00	18	1.99
Cauliflower		each					2.99	146	2.99		3.98	6	3.98
Cauliflower		per lb					1.79	13	1.79		1.89	11	1.89
Celery		each									1.49	11	1.49
Celery	HEARTS	per package					2.50	20	2.50				
Cilantro		per bunch	1.99	92	1.99		1.29 - 1.99	263	1.47		1.99	26	1.99
Cucumbers		each					1.19	94	1.19				
Cucumbers	LONG SEEDLESS - Greenhouse	each	2.00	107	2.00		2.00	184	2.00				
Garlic		per sleeve					3.49	53	3.49				
Kale		per bunch					1.49 - 1.99	105	1.58		1.50 - 2.48	98	2.31
Leeks		per bunch									2.98	6	2.98
Lettuce	Boston	each					3.99	8	3.99				
Lettuce	Iceberg	each					1.99	146	1.99				
Lettuce	Romaine (Hearts)	3 count	3.50 - 4.99	116	4.38						3.99	11	3.99
Mixed Mini Sweet Peppers		1 lb package					4.99	14	4.99				
Mushrooms	PORTOBELLA	per lb									7.99	27	7.99
Mushrooms	WHITE	8 oz package					2.99	8	2.99				
Onions, Green		per bunch					1.50	146	1.50				
Peppers (Bell Type)	GREEN	each					1.49	94	1.49				
Peppers (Bell Type)	RED	per lb									3.88	22	3.88
Pumpkins	PIE TYPE	per lb					1.29	16	1.29	1			
Radishes		per bunch					1.50	146	1.50				

Wtd Avg - Simple weighted average



Commodity	Variety	Unit	SOUTH CENTRAL U.S.				SOUTHWEST U.S.				NORTHWEST U.S.			
			Price Range	Number of Ads	Wtd Avg Price	% Marked Local	Price Range	Number of Ads	Wtd Avg Price	% Marked Local	Price Range	Number of Ads	Wtd Avg Price	% Marked Local
Salad (Mixed Types)		5-9 oz package	2.99 - 3.99	75	3.19		3.00	392	3.00		2.50 - 3.99	100	3.53	
Squash	Acorn	per lb	1.49 - 1.66	106	1.61		1.66 - 1.99	135	1.72		1.66	22	1.66	
Squash	Butternut	per lb	1.49 - 1.66	106	1.61		1.29 - 1.99	151	1.68		1.66	22	1.66	
Squash	Kabocha	per lb					1.29	16	1.29	1				
Squash	Spaghetti	per lb	1.49 - 1.66	106	1.61		1.29 - 1.99	151	1.68		1.66	22	1.66	
Squash	Zucchini	per lb									1.98 - 1.99	88	1.98	
Sweet Potatoes		3 lb bag	3.98	107	3.98									
Swiss Chard		per bunch					2.00	20	2.00					
Tomatoes		per lb					3.69	14	3.69					
Tomatoes	Cherry Type	1 pint package					3.00	184	3.00					
Tomatoes	GRAPE TYPE	1 pint package	3.99	6	3.99		2.00	266	2.00		2.00	142	2.00	
Tomatoes	Plum Type (Roma)	per lb									1.98 - 2.99	92	2.10	
Tomatoes	Vine Ripes - Heirloom Varieties - Greenhouse	per lb	3.48	9	3.48		3.99 - 4.99	34	4.23					
Tomatoes	VINE RIPES - ON THE VINE - Greenhouse	per lb					2.99	53	2.99					

OTHER SPECIALTY CROP ITEMS

Hemp (Seed) Oil		16 oz	16.99	107	16.99									
Hemp Protein		16 oz					13.99	109	13.99					
Hemp Protein		32 oz	26.99	92	26.99		26.99	23	26.99		26.99	26	26.99	
Hemp Seeds Shelled		12 oz	11.49	92	11.49		11.49	23	11.49		11.49 - 14.39	48	12.82	
Hemp Seeds Shelled		16 oz	14.99	107	14.99									
Hemp Seeds Shelled		7 oz	7.69	92	7.69		7.69 - 9.29	132	9.01		7.69 - 10.39	48	8.93	

Wtd Avg - Simple weighted average



Commodity	Variety	Unit	ALASKA U.S.				HAWAII U.S.			
			Price Range	Number of Ads	Wtd Avg Price	% Marked Local	Price Range	Number of Ads	Wtd Avg Price	% Marked Local
FRUIT										
Apples	Fuji	per lb	2.49	11	2.49					
Apples	Gala/Royal Gala	per lb	2.49	22	2.49		3.10	4	3.10	
Apples	Honeycrisp	per lb					5.12	4	5.12	
Avocados	Hass-Marked Large	each					3.89	4	3.89	
Avocados	Hass-Marked Medium	each	2.68	3	2.68					
Blackberries		5.6-6 oz package	4.99	1	4.99					
Lemons		2 lb bag	6.49	11	6.49					
Mangoes	Round Varieties	each	4.00	11	4.00					
Pears	Bartlett	per lb					2.78	4	2.78	
Plums		per lb					5.74	4	5.74	
VEGETABLES										
Beets		per bunch	2.29	1	2.29					
Lettuce	Romaine (Hearts)	3 count	5.49	11	5.49					
Mushrooms	PORTOBELLA	6 oz package	5.28	3	5.28					
Peppers (Bell Type)	RED	per lb					5.43	4	5.43	
Salad (Mixed Types)		5-9 oz package	3.00	11	3.00					
Squash	Acorn	per lb					2.32	4	2.32	
Squash	Butternut	per lb					2.32	4	2.32	
Squash	Spaghetti	per lb					2.32	4	2.32	
Tomatoes	GRAPE TYPE	1 pint package	3.79	1	3.79					
OTHER SPECIALTY CROP ITEMS										
Hemp Seeds Shelled		12 oz					18.19	4	18.19	
Hemp Seeds Shelled		7 oz					12.69	4	12.69	

Wtd Avg - Simple weighted average

REGIONAL DEFINITIONS

As used in this report, regions include the following states:	
NORTHEAST U.S.	Connecticut, Delaware, Massachusetts, Maryland, Maine, New Hampshire, New Jersey, New York, Pennsylvania, Rhode Island and Vermont
SOUTHEAST U.S.	Alabama, Florida, Georgia, Mississippi, North Carolina, South Carolina, Tennessee, Virginia and West Virginia
MIDWEST U.S.	Iowa, Illinois, Indiana, Kentucky, Michigan, Minnesota, North Dakota, Nebraska, Ohio, South Dakota and Wisconsin
SOUTH CENTRAL U.S.	Arkansas, Colorado, Kansas, Louisiana, Missouri, New Mexico, Oklahoma, and Texas
SOUTHWEST U.S.	Arizona, California, Nevada and Utah
NORTHWEST U.S.	Idaho, Montana, Oregon, Washington, and Wyoming
ALASKA	Alaska
HAWAII	Hawaii
NATIONAL	Continental United States

1 -- Specialty Crops Market News surveys nearly 271 retailers, comprising over 29,700 individual stores, with online weekly advertised features.

2 -- Date range reflects one week of data collection ending on the report date and encompassing ad pricing good from the Saturday before the report release date through the following Friday.